

In the Matter of Josef Mengele

A Report to the Attorney General of the United States

October 1992

EXHIBITS

Prepared by:

Office of Special Investigations
Criminal Division

Neal M. Sher
Director

Eli M. Rosenbaum
Principal Deputy Director

IN THE MATTER OF JOSEF MENGELE

LIST OF DOCUMENTS

	<u>Page</u>
Warrant for Arrest	1
Establishment of DOA Task Force	44
Memo of Understanding re: Search of Army Intelligence Records	45
Map of Mengele's Movements	52
List of German Nationals Detained	53
List of Josef Mengeles	55
Documents Related to No Man's Land	56
Photograph of Schauenstein	61
Discharge Certificate	62
Discharge Directives 1-6	63
Wanted Lists	71
Inefficiencies at CROWCASS	83
Gorby Memorandum	86
<u>Vilagossag</u> , December 31, 1946	87
<u>Der Neue Weg</u> , December 15, 1946	88
JTS Dispatch, January 5, 1947	89
<u>Mahnruf</u> , January 31, 1947	90
Taylor Letter, January 19, 1948	91
Automatic Arrest Categories	92
CIC Card on Mengele	96
Doctors' Trial Indictment	97
List of Auschwitz War Criminals Extradited to Poland	102
Muench Wanted Report	104
International Red Cross Travel Document	106
List of Historical Witnesses (Deceased)	112
List of Historical Witnesses (Interviewed)	114
Preliminary Forensic Report, June 21, 1985	116
Josef Mengele's SS File	121
Forensic Report on SS File	241
Photograph-Skull Superimposition	243
Comparison of Photographs	270
Letter describing Mengele's death	289
"Almuth Letter"	295
Forensic Reports on Documents	298
The Ortner Report	305
Gama Chart	322
Tutiya Chart	324
Fredini Record	326
Mengele's School Records	329
Forensic Report, dated November 6, 1986	345
FBI Letter Concerning DNA	419
Chronology	421
DNA Analysis, March 12, 1992, by Professor Alec J. Jeffreys and Dr. Erika Hagelberg, with transmittal letter and press statement of the Frankfurt Prosecutor's Office	423
Report of Brazilian Police Special Agent Erich Erdstein [n.d. 1968], released by the Parana state government on July 24, 1991	439

State Court
22nd Criminal Division
(22) 50/4 Js 340/68

Frankfurt am Main,
19 January 1981

Warrant for Arrest

Against JOSEF MENGELE,

born on 16 March 1911 in Guenzburg on the Danube (governmental district Swabia/Free State Bavaria),

- birth registered at the registry office Guenzburg under register number 29/1911 -

former Doctor of Philosophy and of Medicine

- dispossessed of academical degrees according to the public announcement of the Ludwig-Maximilians-University in Munich and the Johann-Wolfgang-Goethe-University in Frankfurt am Main on 23 September 1964 -, son of the engineer and machine manufacturer KARL MENGELE and WALBURGA THERESIA MENGELE, nee HUPFAUER, of German nationality

- dispossessed of the Paraguayan nationality pursuant to the decision of the Supreme Court in Asuncion dated 8 August 1979 -, last residence in home country: Am Stadtbach 4, D-8870 Guenzburg, last known residence: Asuncion (Paraguay), present place of residence unknown,

alias: JONE MENGELE,

born on 16 March 1911 in Guenzburg,

alias: Doctor JOSE MENGELE,

born on 16 March 1911 in Guenzburg,

alias: HELMUT GREGOR, -

born on 6 August 1911 in Termeno (Province Trento/Italy),

alias: HELMUT GREGORI,

born on 6 August 1911 in Termeno,

alias: Doctor FAUSTO RINDON,

alias: S. JOSE ALVERS ASPIAZU,

detention pending trial is ordered.

He is strongly suspected

of having killed people, having attempted this and having instigated and aided and abetted the killing of people, motivated by thirst for blood and other base motives, in a malicious and cruel way, and with generally dangerous means, between 24 May 1943 and 18 January 1945 in Auschwitz (Oswiecim/Poland) and other places

through several independent acts

partially in joint acts

in numerous cases the exact number of which has not yet been ascertained.

These charges are based on the following facts:

In the years 1940 to 1945 the former National Socialist Government of the German Reich operated a concentration camp with several additional camps within the city limits of the town Oswiecim in occupied Poland in the area of Upper Silesia; for a time the concentration camp was divided into three camps that were independently administered and designated as Auschwitz I to Auschwitz III.

Among other functions the camp Auschwitz served as extermination camp. In the camp countless people were killed who, according to the National Socialist conception at that time, were considered inferior, in particular Jews, Slavs and Gypsies.

The extermination on a massive scale took place mainly in the camp Auschwitz-Birkenau, and specifically in such manner that, under the pretext of a shower, the people destined to die were brought into specially prepared chambers where they were suffocated in a very painful way through hydrocyanic acid fumes of the poison-gas compound Cyclon B.

The execution of these measures as well as the command and the guarding of the camp devolved on the Schutzstaffel (SS), a military organization of the National-Socialist German Labor Party.

As a rule, only the ones unfit to work were destined to die through gassing. The ones persecuted on racial and political grounds who appeared fit to work were forced to work in the camp as well as at construction sites and in businesses in the surrounding area, sometimes under inhuman conditions.

The suspect MENGELE, as SS-Hauptsturmfuehrer [Captain] and SS camp-physician, is charged with having killed, deported and imprisoned people of the concen-

tration camp Auschwitz on account of their race, sometimes in a sadistic and bestial way, motivated by pleasure in killing and by arrogance towards Jews, Poles, Gypsies, and other groups of people he considered inferior.

On the basis of knowledge obtained through the judicial preliminary investigations, he is accused of the following detailed charges:

I.

The suspect JOSEF MENGELE is strongly suspected of having cooperated, as SS camp physician, in the massive extermination of Jewish people, and specifically in such manner that, at the arrival of the so-called RSHA [Reich Security Main Office] transports in the concentration camp Auschwitz, he, together with SS officers of the camp command and other SS physicians, sorted out on the railway platform the children, the elderly and the senile people, those who were ill, incapacitated and weak, and women who were discernably pregnant, as not fit to work, destining them to a very painful death by suffocation through hydrocyanic acid fumes in the gas chambers of the extermination camp; and further by supervising at the gas chambers when men of the medical ranks of the SS threw the granulated hydrocyanic acid compound Cyclon B through the funnels into the chambers in which the people destined to die stood closely packed together, or by throwing in the compound himself.

The suspect MENGELE allegedly participated especially often and eagerly in these "arrival or platform-selections." It is not possible, not even in approximation, to assess the number of selections supervised by him and the number of people who were selected to die. According to submitted testimonies, however, it can be presupposed that he carried out arrival selections at least at the following times:

1. At the end of May 1943 at a transport of deported people organized by the Reich Security Main Office (RSHA) with which the female witness FRIEDMAN-ENGLAENDER arrived;
2. In the year 1943 at a transport with which the female witness MORGEN arrived, where he hit an older Jew already selected to be gassed, who wanted to go to his son in the group of those fit to work, with an iron studded stick on the head in such a violent way that the skin of the head and probably also the skull was split and the older gentleman fell to the ground dead;
3. On 20 July 1943 at a RSHA transport from Paris, with which the witness Doctor HOREAU arrived (369 men were admitted to the camp as fit to work, a total of 440 persons were gassed);
4. On 1 August 1943 at the first RSHA transport from the ghetto Bendsburg (Bedzin) with which the witnesses JACK and RACHEL ROZMARYN arrived;
5. On 2 August 1943 at a RSHA transport from the ghetto Bendsburg (Bedzin) at which he destined to death by gassing, among others, several relatives of the witness KUGELMANN;
6. On 3 August 1943 at a RSHA transport from the ghetto Sosnowitz (Sosnowiec) with which the female witness MANGEL arrived (448 women and 404 men were admitted to the camp as fit to work, an unknown number of people were gassed);
7. On 23 August 1943 at a RSHA transport from the labor camp Kolo with which the female witness GARFINKIEL arrived;
8. On 26/27 August 1943 at a RSHA transport from the Province Posen [Posnan] with which the witness JACOBS arrived;

9. On 23 September 1943 at a RSHA transport from Westerbork/The Netherlands with which the female witness HIMEL arrived (288 women and 303 men were admitted to the camp as fit to work, 388 persons were gassed);
10. On 20 December 1943 at a RSHA transport from Drancy/France with which the female witness BENTATA arrived (112 women and 233 men were admitted to the camp as fit to work, 504 persons were gassed);
11. On 8 September 1943 or 8 March 1944 at a transport at which he destined to death through gassing, among others, the mother of the female witness SPRINGER;
12. At the beginning of April 1944 at a RSHA transport from Hungary with which the female witness ERZSEBET GARDONYI arrived (approximately 800 people were gassed);
13. In April 1944 at a RSHA transport from Hungary with which the female witness FRIEDMANN arrived;
14. At the end of April 1944 at a RSHA transport from Hungary with which the female witness ATLASZ arrived;
15. At the end of April 1944 at a RSHA transport from Hungary with which the female witness Doctor ROZALIA FALUDI arrived;
16. At the end of April 1944 at a RSHA transport from Hungary with which the female witness SZEGOE arrived;
17. On 30 April 1944 at a RSHA transport from Hungary with which the female witness MAGDOLNA FRANK arrived, at which he, with the help of an interpreter, summoned those who felt ill, tired or weak, to mount trucks by which these persons were then driven to the gas chambers;

18. On 30 April 1944 at a RSHA transport from Hungary with which the female witness WEIS arrived;
19. On (29 April or) 1 May 1944 at a RSHA transport from Drancy with which the female witness ELINA-GRUFFY arrived;
20. On 2 May 1944 at a transport of Hungarian and Yugoslav Jews with which the female witness STRAKOVA arrived;
21. In May 1944 at a RSHA transport from Hungary at which he destined to death by gassing, among others, the parents of the female witness VESZI;
22. In May 1944 at a RSHA transport from Hungary with which the witnesses FARKAS and SZTAHON arrived;
23. In May 1944 at a RSHA transport from Munkacevo [Mukacevo] with which the female witness DROTAROVA arrived;
24. In May 1944 at a RSHA transport from Hungary with which the witness Doctor HAJDU arrived;
25. In May 1944 at a RSHA transport from Hungary where he destined to death by gassing approximately 1000 people, among whom the wife and three children of the witness FRIED;
26. In May 1944 at a RSHA transport from Hungary with which the female witness VERONIKA LENGYEL arrived, at which he, together with other SS physicians, destined to death by gassing approximately 1000 to 1500 people;
27. On 20 May 1944 at a RSHA transport from Hungary with which the witnesses MAGDOLNA GARDONYI, MOSKOVITS, WIESNER, FEIG and her twin brother arrived (58 women and 34 men were admitted to the camp as fit to work, approximately 1000 persons were gassed);

28. On 21 May 1944 at a RSHA transport from Hungary at which he destined to death by gassing, among others, the daughter of the female witness BRANDL;
29. On 21 May 1944 at a RSHA transport from Hungary with which the witness RUBIN arrived;
30. On 22 May 1944 at a RSHA transport from Hungary with which the female witness FABIAN arrived;
31. On 23 May 1944 at a RSHA transport from Drancy with which the female witness LANCE arrived (247 women and 221 men were admitted to the camp as fit to work, 410 persons were gassed);
32. On 26 May 1944 at a RSHA transport from Hungary with which the female witness GUTTMANN arrived;
33. On 29 May 1944 together with Doctor CAPESIUS at a RSHA transport from Hungary (2000 Jews were admitted to the camp as fit to work, the rest were gassed, among whom Doctor KOEVARI and Doctor LOEWENSTEIN from Micasasa, the wife and the three daughters of the witness Doctor BERNER);
34. At the end of May 1944 at a RSHA transport from Hungary with which the female witness WALTER arrived;
35. At the end of May 1944 at a RSHA transport from Hungary at which he destined to death by gassing, among others, the parents and the brother of the female witness SOMOGYI;
36. At the end of May 1944 at a RSHA transport from Hungary at which he destined to death by gassing approximately 1000 people, among whom the mother and the 12-year-old brother of the witness HEGYALJAI;

37. On 31 May 1944 at a RSHA transport from Hungary with which the witness BERGMANN arrived (1000 women and 1000 men were admitted to the camp as fit to work, an unknown number of persons were gassed);
38. On 1 June 1944 at a RSHA transport from Hungary with which the female witnesses ADLER, BEN SHLOMO, CZENGERI, KOPPEL, KRAEMER, PASTERNAK and WEISSMANN arrived (26 Jewish women were admitted to the camp as fit to work, an unknown number of persons were gassed);
39. On 2 June 1944 at a RSHA transport from Drancy with which the female witness GARON arrived (134 women and 239 men were admitted to the camp as fit to work, 624 persons were gassed);
40. On 2 June 1944 at a RSHA transport from Hungary with which the female witness ROSENBAUM arrived;
41. In June 1944 at a RSHA transport from Hungary with which the female witness HOLCZER arrived; in this case he carried out an additional selection, after the shower, of the women who were lined up naked in front of him;
42. In June 1944 at a RSHA transport from Hungary at which he destined to death by gassing, among others, the brother TIBOR of the witnesses ISTVAN and JOSZEF LAUFER;
43. In June 1944, together with the Doctor of Medicine KOENIG at a RSHA transport from Hungary with which the female witness BERGER arrived;
44. In June 1944 at a RSHA transport from Hungary at which he destined to death by gassing, among others, the parents of the female witness REVESZ;
45. In June 1944 at a RSHA transport from Hungary with which the female witness UNGERLEIDER arrived;

46. On (3 or) 4 June 1944 at a RSHA transport from Hungary at which he destined to death by gassing the mother and sister-in-law of the witnesses SIMON and KLARA FRANK;
47. In the middle of June 1944 at a RSHA transport from Hungary at which he destined to death by gassing approximately 500 to 700 people, among whom the father of the witnesses GYOERGY and MARTON LUSZTIG;
48. On 13 June 1944 at a RSHA transport from Hungary with which the female witnesses GORDONOVA and SCHMELLEROVA arrived;
49. On 14 June 1944 at a RSHA transport from Hungary at which he destined to death by gassing, among others, the daughter of the female witness KLARA HAVAS;
50. On 14 June 1944 at a RSHA transport from Hungary with which the female witnesses FAST and NESHER arrived;
51. On 15 June 1944 at a RSHA transport from Hungary with which the witness SCHWARCZ arrived and at which occasion the suspect destined to death by gassing, among others, the mother of the female witness ERDEI;
52. On 17 June 1944 at a RSHA transport from Hungary with which the female witness ELBAUM with her twin sister arrived (two girls and eight men were admitted to the camp, an unknown number of people, among whom the mother and another sister of the female witness ELBAUM, were gassed);
53. On 17 June 1944 at a RSHA transport with which the female witness SVITACKOVA arrived;
54. On 29 June 1944 at a RSHA transport from Hungary with which the female witnesses FEUERSTEIN and KATZ arrived whose mother and brother(s) and sister(s), together with other Jews, he destined to death by gassing;

55. The end of June 1944 at a RSHA transport from Hungary at which he destined to death by gassing, among others, the grandparents, aunt, sister-in-law, niece and cousin of the female witness Doctor DENES;
56. The end of June 1944 at a RSHA transport from Hungary with which the female witness JAMNIK arrived;
57. The beginning of July 1944, together with the SS physician Doctor of Medicine KOENIG, at a RSHA transport from Hungary at which they destined to death by gassing approximately 1500 people among whom the parents and the grandmother of the female witnesses AGNES and JUDITH HAVAS;
58. On 4 July 1944 at a RSHA transport from Drancy with which the female witness BLOCH arrived (223 women and an unknown number of men were admitted to the camp as fit to work, 406 persons were gassed);
59. On 8 July 1944 at a RSHA transport from Hungary at which he destined to death by gassing, among others, the grandparents and other relatives of the female witness PETER;
60. On 10 July 1944 at a RSHA transport from Hungary with which female witness MAGDOLNA SZABO arrived (four women and an unknown number of men were admitted to the camp as fit to work, approximately 1000 people were gassed);
61. The middle of July 1944 at a RSHA transport from Hungary at which he destined to death by gassing, among others, the mother and the brother PAL of the witnesses ANTAL and JOZSEF BRODT;
62. On 25 July 1944 at a RSHA transport from Hungary with which the female witness STERN arrived;
63. On 25 or 26 July 1944 at a transport at which he destined to death by gassing, among others, the father of the witness JOSEPH FRANKIEL and a two-year-old child;

64. On 31 July 1944 at a RSHA transport from the ghetto Blizyn with which the witness MARGULIS arrived (822 women and 1614 men were admitted to the camp as fit to work, around 500 persons were gassed);
65. The middle of July/the beginning of August 1944 at a RSHA transport from Hungary at which he, together with the SS physician Doctor of Medicine KOENIG, destined to death by gassing an estimated more than 1000 people, among whom several relatives of the female witnesses OLGA KOVACS and LENKE SZABO;
66. In July/August 1944 at a RSHA transport from Litzmannstadt [Lodz] at which it came to an incident on the platform during which MENGELE shot a mother, who did not want to be separated from her approximately thirteen-year-old daughter, together with the daughter; this induced MENGELE out of rage over the incident to destine to death by gassing after all the deported people who had already been selected as fit to work;
67. In August (1943 or) 1944 at a RSHA transport from Hungary at which he destined to death by gassing the mother of the witness KUN;:
68. On 3 August 1944 at a RSHA transport from Drancy, with which the female witness JACUBERT arrived (291 men and 283 women were admitted to the camp as fit to work, 560 persons were exterminated, among whom allegedly about 300 children were burned to death alive in the crematory by order of MENGELE);
69. On 8 August 1944 at a RSHA transport from Hungary with which the female witness KEMENY arrived (1414 women and an unknown number of men were admitted to the camp as fit to work, an unknown number of people were gassed);

70. In August 1944 at a RSHA transport from Hungary at which he destined to death by gassing approximately 500 to 600 people among whom the aunt of the female witness BOJTAR;
71. In August 1944 at a transport from Sered with which the female witness LAKS arrived;
72. In August/September 1944 at a RSHA transport from Litzmannstadt (Lodz) at which he allegedly shot a child of the sister of the female witness HOROWITZ before her eyes;
73. On 5 September 1944 at a RSHA transport from Westerbork with which arrived the female witnesses BOEKEN, JANSEN and DE WINTER as well as ANNE FRANK, who died in March 1945 in the concentration camp Bergen-Belsen, and her mother and sister (212 women and 258 men were admitted to the camp as fit to work, 549 persons were gassed);
74. On 3 November 1944 at a RSHA transport from Sered with which the witness DIAMONT arrived (509 men were admitted to the camp as fit to work, 481 men were gassed).

II.

The suspect JOSEF MENGELE is strongly suspected of having participated actively and decisively, as SS camp physician, in the so-called camp selections and selections in the barracks for ill prisoners; during these selections he singled out those prisoners who, since their arrival in the camp, had become unable to work because of hunger, privation, exploitation of labor force, illnesses, epidemics, maltreatment or because of other reasons and whose immediate recovery could not be expected, but also those prisoners who had contagious or merely unpleasant illnesses - for instance skin rashes - ,

some to be killed by injections or by shooting, some to be killed by very painful suffocation through hydrocyanic acid fumes in the gas chambers, in order to make room in the camp for prisoners who were able to work. In numerous cases, he allegedly personally killed those prisoners who had been selected by him or other SS physicians in the above described way, by injecting phenol, gasoline, Evipan (a sleeping drug and anethia), chloroform, air or other substances into the blood stream, especially into the heart chamber, sometimes under the pretext and semblance of a treatment, or he allegedly ordered and supervised the killing of these prisoners by men of the SS medical ranks; sometimes also, in cases of camp and medical barracks selections, he allegedly supervised men of the SS medical ranks at the gas chambers as they threw the granulated hydrocyanic acid compound Cyclon B through the funnels into the chambers in which the people destined to die stood closely packed together, or himself threw the compound in.

Because of their "everyday occurrence" and their uniformity, the number and scope of these camp and medical barracks selections carried out by the suspect MENGELE, can be ascertained with as little precision as the number of people killed.

Nonetheless, at least the following cases can be established concretely:

1. On 25 May 1943, on the occasion of a quarantine of the Gypsy Camp B II e in Birkenau ordered by him, he allegedly destined to death by gassing 507 male and 528 female gypsies suspected of having typhoid fever.
2. On 25 or 26 May 1943, during a selection in the infections disease barracks 32 of the Gypsy Camp, he allegedly spared the "Reich German" Gypsies while he sent about 600 others to be gassed.

3. On 26 May 1943 he allegedly carried out a selection of those who had typhoid fever in the medical barracks of the central camp.
4. During one of the selections in Camp B II b in Birkenau in the summer of 1943, he allegedly destined to death by gassing, among others, a female prisoner after she had recovered from a gunshot injury.
5. At a selection in the fall of 1943 in the women's concentration camp, at the request of the suspect, every block had to provide twenty emaciated female prisoners (so-called Moslems) who were subsequently killed.
6. In November 1943 he allegedly carried out selections in the block of the detail assigned to work outside the camp.
7. Between 3 and 22 December 1943 he allegedly carried out at least one selection in the medical barracks for prisoners of the women's concentration camp.
8. In December 1943 he allegedly destined to death all occupants, without any exception, of block 11 of the women's concentration camp in Birkenau.
9. During a typhus-delousing action in the women's concentration camp Birkenau at an unspecified time, he allegedly proceeded in such a way that first he sent all, that is about 400, occupants of a block to be gassed, then had the block disinfected, the women of the adjacent block placed in the initially cleared block after singling out the ones suspected of having typhus and disinfecting the remaining prisoners and proceeding in this way until all those who were suspected of having typhus had been singled out to be killed by gassing and all other women and all buildings had been disinfected.

10. In December 1943/January 1944 he allegedly carried out a major selection in the women's concentration camp at Birkenau during which he allegedly destined to death approximately 7000 women.
11. In January 1944 he allegedly selected in the surgery block of the medical barracks for prisoners in the women's concentration camp.
12. On 8 January 1944 he allegedly singled out a third of the occupants of the Birkenau camp to be killed.
13. In February 1944, he allegedly singled out all, that is about 500 ill people of block 17 in the women's concentration camp to be killed.
14. In the period between 2 and 12 July 1944, under his direction, the so-called "Theresienstadt family camp" in the camp section B II b in Birkenau was allegedly liquidated in such a way that first, on 2 July 1944, he singled out 3080 Jews as fit to work, after which on 11 July about 3000 and on 12 July the remaining, that is about 4000, occupants of the camp were allegedly gassed.
15. In July 1944 at a selection in the women's concentration camp at Birkenau, he allegedly destined to death by gassing at least several hundred people.
16. At the end of July 1944, he allegedly picked out several hundred prisoners in the C camp to be killed.
17. The suspect JOSEF MENGELE is strongly suspected of having participated in the so-called liquidation of the Gypsy Camp (of the section B II e in the camp Auschwitz-Birkenau) on 31 July/2 August 1944, by carrying out, together with other SS physicians, a selection on the basis of which 1408 Gypsies were transferred to the concentration camp Buchenwald, while the remaining 2897 Gypsies were killed by gas in the above described way.

During this disbandment of the Gypsy Camp, a Gypsy girl of about four years of age who turned to MENGELE with the words "Uncle Doctor" and did not want to leave him, allegedly, on a sign from the suspect MENGELE, was seized by her leg by a German Kapo (prisoner-foreman) and her head hurled against the wheel of a truck such that the skull of the child was smashed.

During the liquidation of the Gypsy Camp he allegedly personally shot two Gypsy boys between about 10 and 14 years of age.

He allegedly drove two piepel (boys who serve the prisoner functionaries) in his car to the crematory where they were killed, because they had hidden themselves during roll call and therefore the number of prisoners ascertained was incorrect.

Also during the liquidation of the Gypsy Camp, the suspect MENGELE tried to transfer seven pairs of twins to the research block 10 of the central camp with the purpose of pseudomedical experiments. When he didn't succeed in this for organizational reasons, he allegedly shot the fourteen Gypsies in the crematory and subsequently held an autopsy on them.

Already before this in the "nursery" of the Gypsy Camp, 17 pairs of twins and 12 handicapped children from the Gypsy Camp had allegedly been killed by the suspect MENGELE himself or on his orders and immediately afterwards dissected by him in the crematory.

18. In August 1944 he allegedly, among other selections, made a selection in the camp section B II a in Birkenau.

19. In 1944, for a time, he allegedly carried out almost daily selections in the prisoners' medical barrack 12, as well as in block 24 of the women's concentration camp at Birkenau.
One of the ways he allegedly expressed his contempt for Jews - especially painful for them - was to carry out selections on their highest holy days.
Thus he allegedly
20. selected Jewish children on the Friday before the Jewish New Year celebration of 1944 in the camp section B II e in Birkenau.
21. On the day of the Jewish New Year celebration of 1944 he allegedly destined to death by gassing 328 children in the camp section B II d in Birkenau.
22. On the day of the Jewish Yom Kippur in 1944 in the camp section B II e in Birkenau he allegedly mounted a bar between the posts of a soccer goal at the height of approximately 1.45 to 1.50 meters and destined to death by gassing approximately 1000 children who did not reach this height.
23. In the fall of 1944 he allegedly carried out a selection in the sauna on the occasion of the transfer of the weaving-detail to the camp section B II b.
24. At the end of October/November 1944 the suspect allegedly carried out a selection in the tuberculosis block 29 of the women's concentration camp.
25. In October 1944 he allegedly sent all occupants, without exception, of the medical block 28, situated near the "twin block" in Birkenau, to be killed by gassing.

26. On 13 October 1944 he allegedly destined to be gassed 170 women from the prisoner's medical block 22 in the women's concentration camp in Birkenau.
27. At a selection among Jews who had arrived the day before from Plaszow, on 23 October 1944, he allegedly singled out at least 235 people to be exterminated.
28. At another selection on 23 October 1944, in the women's concentration camp at Birkenau, he allegedly removed the female witness FABRYKANT, who had already been singled out to be killed, from the group of Jews who were destined to die, but took away her child and sent it with the other Jews to the gas chambers.
29. In the year 1944, for a time, he allegedly carried out almost daily selections at roll calls in the camp section B I a in Birkenau.
In addition to the central camp Auschwitz and at the Birkenau camp, he allegedly also made selections
30. in the Buna-Monowitz camp while prisoners were marching off to work
31. in the medical block for prisoners in the Fuerstengrube sub camp.

III.

The suspect JOSEF MENGELE is strongly suspected of having carried out medical experiments on living prisoners, motivated by ambition and career aspirations, for the purpose of scientific publications, while, because of the way the experiments were directed, intending the death of the prisoners, at least however, based on his knowledge as a physician and his medical education, willingly sanctioning their death which did indeed ensue in numerous cases; he further allegedly killed deportees and prisoners in

order to carry out anatomical investigations on their corpses.

It is almost impossible to determine the exact number of murders and attempted murders that were committed in the course of this. The following groups of experiments can be distinguished:

1. According to the result of the judicial preliminary investigations, the research of twins took a prominent place among the pseudo-experiments of the suspect JOSEF MENGELE. A profiling in this area mattered especially to the National Socialist regime of that time, in particular with respect to their endeavor to increase the birth rate, for instance, through medical manipulation to increase twin births. Besides statistical studies and body measurements, the pairs of twins were subjected to injections, spinal cord taps, surgical operations and blood examinations, though these were not indicated on medical grounds nor was it clear what results were to have been obtained through those experiments. Also, an exchange of blood was repeatedly made between the individual twins of a pair. It is not possible, not even approximately, to determine exactly how many twins and triplets the suspect MENGELE experimented on in this way, nor how many casualties resulted from this research. At times, as many as 200 pairs of male twins were allegedly kept on reserve for the experiments of the suspect JOSEF MENGELE.

Some of these pseudo-experiments allegedly took place in the research block 10 of the central camp Auschwitz, some also at other places, dissections took place mainly in one of the crematories.

The judicial preliminary investigations have resulted among other things in a strong suspicion with respect to the following individual cases:

- A. As a result of operations on the body, carried out by the suspect JOSEF MENGELE himself or on his orders, these allegedly died, among others:
- a) in the summer of 1944 an estimated more than 100 persons, among whom GABOR FRIED,
 - b) two cousins of the female witness GUTTENBERGER,
 - c) on 4/5 July 1944 the son, on 15/16 July 1944 the daughter of the female witness SCHICK, after the suspect MENGELE allegedly, on 4 July 1944, had carried out blood research on them,
 - d) the children, at that time seven years old, of the female witness CZENGERI, together with about 14 other pairs of twins,
 - e) a daughter of the female witness ROSENBAUM,
 - f) Hungarian twins whom the suspect MENGELE subjected to surgical operations on the head,
 - g) around September 1944, a woman of about thirty years of age after a camphor injection,
 - h) around September 1944, a woman of about thirty years of age from Szombathely, whose twin sister likewise was killed by the suspect MENGELE or on his orders, for the purpose of a simultaneous autopsy,
 - i) in the year 1944, Hungarian twin sisters at the age of about thirty, after injections administered by a female assistant on the orders of MENGELE,
 - j) in the summer of 1944, EDITH SOMOGYI after an intravenous injection,

- k) In the fall of 1944, after injections, a Hungarian pair of twins, still children, whose mother was also in the camp.
- B. After blood transfusions, there allegedly died, among others:
- a) a female pair of twins from Hungary of about 35 to 40 years,
 - b) a male pair of twins,
 - c) a woman deported from Beregszasz [Beregovo], likewise
 - d) twins who allegedly died of weakness after excessive drawing of blood.
- C. For the purpose of carrying out dissections, the suspect MENGELE allegedly killed or ordered to be killed
- a) in the summer of 1944 about 100 children by shooting them through the back of the head,
 - b) in July 1944, a group of about 40 children whom he drove himself with a truck to the crematory for the purpose of autopsy;
 - c) a pair of twins from the Gypsy Camp B II e, whom he killed personally for a dissection to be carried out by himself,
 - d) an infant pair, born in the camp, whom he killed by injections,
 - e) a pair of twins born of a French woman,
 - f) one of the triplets of about one year of age from Munkacs [Mukacevo], whom he allegedly dissected alive while anaesthetized,
 - g) the about six-year-old twins HEINZ and DIETER SCHMIDT,
 - h) in July 1944, a Hungarian pair of twins (boys of about six or seven years of age) whom the suspect allegedly killed near the laboratory by shooting them through the back of the head at a distance of two to three meters and subsequently personally dissected,

i) in a further case, after the death of a twin child of pneumonia, the other healthy twin was allegedly killed for the purpose of a comparative dissection, as, in fact, regularly, on occasion of the natural death of a twin, in principle the second twin was also killed for the purpose of comparison.

D. Finally the suspect JOSEF MENGELE allegedly destined twins for whom the series of experiments was finished and whom he did not intend to dissect, to be killed in the gas chambers, by injections or by shooting; killed for these reasons, among others:

a) in the summer of 1944, fourteen twins were allegedly killed with Evipan and chloroform injections by the suspect MENGELE,

b) in August 1944, 33 twins were allegedly shot to death in front of the incinerators of the crematory.

2. In the same way as with twins, the suspect MENGELE subjected midgets to measurements and research. Several of them he allegedly killed or ordered to be killed in order to carry out dissections on the corpses.

3. The suspect JOSEF MENGELE is strongly suspected of also having carried out experiments on other prisoners in addition to twins, involving blood transfusions and the drawing of blood, sometimes after treatment with drugs. For this purpose, about fifty young women were allegedly constantly held in reserve for him in the prisoners' medical block in the women's concentration camp in Birkenau during the summer of 1944. Many of these previously healthy women allegedly died after blood transfusions, but also from weakness because of excessive drawing of blood, a state of

affairs that the suspect at least willingly sanctioned. The gaps caused by death were filled with new, healthy women from the camp.

4. After the outbreak in the camp of the noma epidemic, in particular among children in the Gypsy Camp, the symptoms of which amount to an extreme form of stomatitis, the suspect MENGELE together with prisoner physicians carried out therapeutic experiments on prisoners who had the illness. After discontinuing the experiments, at least some of these prisoners, and indeed also those who had been cured, were allegedly killed by the suspect MENGELE or on his orders, in part at least in order to perform dissections.
5. The suspect JOSEF MENGELE is strongly suspected of having carried out experiments on prisoners involving the conduction of electrical currents through the human body in order to test its resistance. These experiments were allegedly carried out in the Birkenau camp and in the medical block for prisoners in the Monowitz camp.
 - A. Of the prisoners in Birkenau who were abused for the purpose of these experiments, a considerable number allegedly died during experimentation, among whom a Hungarian girl about 17 years old; the suspect MENGELE allegedly destined the surviving prisoners to be killed by gassing.
 - B. From the total of 70 to 80 prisoners in the Monowitz camp who were subjected to such experiments by the suspect MENGELE in the spring of 1944, between 20 and 30 prisoners allegedly died during experimentation. The fate of those who survived the experiments in Monowitz, is unknown.

6. The suspect MENGELE is strongly suspected of having exposed a group of Polish nuns to extreme X-rays for research purposes, resulting in serious burn injuries. Whether these nuns died, and in case they did, how many died as a result of the treatment, is unknown. The suspect at least willingly sanctioned the possibility that they would die.
7. At the end of June 1943 the suspect MENGELE allegedly infected the then healthy witness Doctor CZELNY with typhus organisms for research purposes, whereupon the witness became seriously ill. As at this time many prisoners died of typhus, in particular because of deficient hygiene and medical care, he at least willingly sanctioned the possibility that the witness would die.
8. In the year 1943 the suspect MENGELE allegedly carried out phlegmon-experiments on a series of women and children in block 10 of the central camp Auschwitz, by causing, through injections, artificial phlegmon infections, resulting in excruciating pains for the victims. Because of his experience as a physician, in these cases likewise, he knew death was possible and, though he may not have wanted it, he still sanctioned the death which indeed occurred to several of the people abused in these experiments. In the months of September and October of 1943, one of the women whom he abused for these purposes was the female witness GARFINKIEL, who was injected with phlegmons in the hips and under the arms for research purposes in the described way; in her case, despite high fever and temporary unconsciousness, it did not result in her death because of her strong constitution; though the suspect, by virtue of his education and experience as a physician, knew death to be possible and, though not wanted, still sanctioned this possibility.

9. The suspect MENGELE allegedly applied noxious solutions to the eyes of an unknown number of prisoners for purposes of research.

A. At the end of 1944, he allegedly carried out experiments on the newborn infant of the female witness JANTSCH, whereupon the eyes could not be recognized as such anymore as they became a single red lump. To the mother he said: "What harm can it do to turn a blue eye into a black eye?" As the suspect, in virtue of his education and experience as a physician, knew death to be possible and, though not wanted, still sanctioned the possibility; the child died on 28 January 1945.

B. In the second half of the year 1944, the suspect MENGELE allegedly killed an unknown large number of people in order to make preparations of their eyes for the purpose of demonstrations. He allegedly dispatched with the camp mail a wooden crate with jars full of such preparations.

10. The suspect MENGELE is strongly suspected of having carried out experimental marrow transplants on living prisoners, hence at least willingly sanctioning the possibility of their death. Two cases of survivors of these experiments have become known:

A. In the late summer of 1944, the witness FRIED was operated on his right shinbone twice a week for the above described purpose. Marrow was regularly drawn through a tube inserted into the chiseled shinbone. The witness survived the operations.

- B. In November 1944, the female witness WESZI had tubes drawn through her right shinbone in the same way. For about eight to ten days she had a high fever. Then the right leg was amputated below the knee. After this failed experiment, the female witness would normally have been killed as a cripple now unfit to work. That this did not happen is probably due to the fact that, at the end of November 1944, the gassings were stopped because the Red Army was drawing near and the evacuation of the camp was imminent.
11. In the year 1943 the suspect MENGELE allegedly operated on the genitals of several hundred male prisoners, probably carried out castrations or sterilizations and crippled them artificially in such a way that they were severely limited in their capacity to move and, for the largest part, soon died or were selected in the camp to be killed as unfit to work, all of which the suspect had foreseen and willingly sanctioned.
12. The suspect MENGELE is strongly suspected, in addition to the above-mentioned cases, of having killed a statistically indeterminable number of people, or to have ordered them killed, for the purpose of dissection and to obtain "living fresh" material. The following incidents have been substantiated by testimonies of witnesses:
- A. In the year 1943, MENGELE caused a number of female prisoners to be shot to death at the "black wall" in the courtyard between block 10 and block 11 in the central camp. Cut-off breasts and muscle parts from the thighs were allegedly used in the hygienic laboratory as culture material for the experiments of the suspect MENGELE.

- B. The suspect MENGELE had the SS-Oberscharfuehrer [Technical Sergeant] JOSEF KLEHR, a medical officer, administer a lethal injection to a male prisoner of about thirty years and took the spleen from the corpse of the prisoner.
- C. In the year 1944 he allegedly dissected a still alive Gypsy boy of about three to four years of age, after previous drawing of blood.

IV.

In addition to the cases of systematic mass extermination, killing of ill occupants of the camp and egotistical lethal medical research and pseudo-experiments, the suspect MENGELE, as SS camp physician, allegedly killed deported people and camp occupants on impulse, arrogating to himself the power of life and death over them, out of the sheer pleasure in killing.

Such excessive acts are:

1. At an unspecified time, the suspect JOSEF MENGELE allegedly shot with his service pistol at least one prisoner of unknown nationality, because he was in the camp street without authorization.
2. At an unspecified time, the suspect MENGELE allegedly invited the female witness FRIEDMANN-ENGLAENDER, another female prisoner and two pairs of female twins between 10 and 15 years of age, for a "pleasure drive" with the truck in the camp. Before the drive he allegedly gave candies to the twin girls. After all had left the truck in the neighborhood of the crematoriums, MENGELE allegedly killed the four girls by shooting them through the back of the neck.

3. When the actor HERSKOVIC, who was imprisoned in Auschwitz, declared in the presence of the suspect MENGELE that he was not afraid to die, MENGELE allegedly said to the report officer, who was present, the SS Unterscharfuehrer [Sergeant] KURPANIK: "Since he is so begging for it, shoot him!", whereupon KURPANIK allegedly drew his pistol and shot the prisoner.
4. In the year 1943 the suspect MENGELE allegedly personally shot to death a girl of about 16 years of age, who had fled to the roof of a house out of fear of dying in the gas chambers.
5. In the second half of 1943 he allegedly personally shot to death two Gypsy children who had hidden in the camp.
6. At an unspecified time, MENGELE allegedly threw the new-born boy of the Jewish woman SUSSMANN from Vienna into the fire alive, whereupon the child died.
7. The suspect MENGELE allegedly took the new-born child from a Russian woman, seized it by the head and flung it on the pile of corpses.
8. In May/June 1943 he allegedly killed a Polish woman from Posen by a phenol injection, because the woman who just had given birth, did not let him kill her baby.
9. At the beginning of October 1943, the suspect allegedly killed a new-born male child, carried in the arms of the female witness HAUSWIRT, by injecting it with phenol, in block 25 B of the women's concentration camp.
10. In January 1944, on the orders of the suspect MENGELE, a new-born child was allegedly killed in block 17 of the prisoners quarter of the camp Auschwitz-Birkenau.

11. In May 1944 the suspect allegedly killed by injection an infant a few days old, while remarking that there was no place here for new-born children.
12. In July 1944 the suspect MENGELE allegedly caused the death of a prisoner by ordering a guard of the canine squadron to set his service dog on the prisoner, whereupon the prisoner, out of fear of the dog, ran into the electrically charged barbed wire of the camp fence, where he was killed through electrocution, a possibility which the suspect had at least willingly sanctioned.
13. During the summer of 1944 the suspect MENGELE allegedly shot a Kapo with a pistol, enraged that the Kapo of the "labor detail" permitted prisoners who had already been selected to be killed by gassing to rejoin the ones who were fit to work.
14. Likewise, he allegedly singled out the witness Professor Doctor LEWIN at a camp selection to have him killed through gassing, because Professor LEWIN had not recorded the prisoners who were unfit to work on the list of the prisoners who were to be gassed; Professor LEWIN was not killed, however, only because a Rottenfuehrer (Corporal) of the SS saved him in the end from being gassed.
15. Around October 1944 in the C-camp, the suspect MENGELE allegedly struck down a child of about twelve to fourteen years of age who was crying during the morning roll call, with an object he was holding in his hand; he struck in such a way that the child collapsed and died; where the suspect at least willingly sanctioned the death of the child, even if it had not died as a result of his blow.

16. The suspect MENGELE in a large number of cases allegedly forced pregnant women to lie down on the floor on their backs, whereupon the suspect allegedly kicked them with his boots in their abdomen until the abortion of the fetus took place. Even if the women survived this treatment, the suspect MENGELE, in using this improper method of abortion, at least willingly sanctioned the possibility of their death.
17. In August/September 1944, the suspect MENGELE allegedly drew a large quantity of blood from the female witness BOJTAR and her cousin ERNA BOROS to punish them both for leaving the barracks assigned to them during a "block curfew", despite the prohibition against it; here the suspect at least willingly sanctioned the possibility of the death of the prisoners. While the female witness BOJTAR survived, the prisoner BOROS died after the drawing of blood.
18. In January 1944, on the occasion of the "letter action" of SS Untersturmfuehrer [Second Lieutenant] HARTENBERGER of the Reich Security Main Office (RSHA), in the Auschwitz-Monowitz camp, the suspect is further charged with having ordered to shoot Jewish prisoners who refused to write what he dictated to their relatives, saying that they had arrived in an agreeable labor camp and were treated well; the relatives should follow them.

These acts are crimes according to the

Paragraphs 211, 22, 23, 25, 26, 27, 49, 53, 54 of the German Penal Code.

The criminal acts with which the suspect MENGELE is charged do not fall under the statute of limitations according to German Law. (Paragraph 78 of the Penal Code)

The strong suspicion of criminal acts is based on the testimonies of the witnesses:

OLGA ADLER, MAGDALENE ATLASZ,

WOJCIECH BARCZ, IGNACY BELICA, Doctor LEONARDO DE BENEDETTI, CAMILLE BENTATA,

MARGIT BERGER, ARTUR BERGMANN, Doctor MAURITIO BERNER, MARIE-LOUISE BLOCH,

RICHARD BOECK, LENA BOEKEN, TEREZ BOJTAR, ERNESTYNA BONAREK, Doctor BORBALA

BORDA, ILONA EVA BRANDL, ZOFIA BRATRO, ANTAL BRODT, JOSZEF BRODT, MILTON

BUCKI,

HALINA CETNAROWICZ, HENRYK CHROSZCZ, DANUTA CZECH, Doctor STANISLAW CZELNY,

ROZALIA CZENGERI, JANINA CZESZEJKO,

Doctor ALIZ DENES, SOLTI DEZSO, ABELINO SINGER DIAMONT, Doctor RUDOLF DIEM,

KAMILA DROTAROVA,

JAEL ELBAUM, ODETTE ELINA-GRUFFY, Doctor ELIESER EPSTEIN, ELZA ERDEI,

Doctor ROZALIA FALUDI, STEFANIA FABRYKANT, ISTVAN FARKAS, RUTH FAST, JENTA-

JEHUDIT FEIG, LEA FEUERSTEIN, IRENE FILIP, KLARA FRANK, MAGDOLNA FRANK, JOSEPH

FRANKIEL, JAKOV FREIMARK, JENOE FRIED, MARGARET FRIEDMANN-ENGLAENDER, ELLA

FREIDMANN, ERNEST FRIEDMANN, SAM FRYDRYCH,

ERZSEBET GARDONYI, MAGDOLNA GARDONYI, ROSA GARFINKIEL, IRENE GARON, CZESLAW

GLOWACKI, JANINA GOLEBIOWSKA, VIERA GORDONOVA, IRMA GRESE, ELISABETH GUTTEN-

BERGER, JUDITH GUTTMANN,

Doctor ARPAD HAJDU, KAROLINA HARARI, ZOFIA HAUSWIRT, AGNES HAVAS, JUDITH

HAVAS, KLARA ERZSEBET HAVAS, LAJOS HEGYALJAI, GRETHA HIMEL, FRITZ HIRSCH,

FRANZ HOESSLER, IDA HOLCZER, Doctor MILO HOREAU, FEIGA LEA HOROWITZ,

BELLA IMMERGLUECK,
 BENJAMIN JACOBS, REGINE JACUBERT, ETEL JAMNIK, LILY JANSEN, IRMGARD JANTSCH,
 TADEUSZ JOACHIMOWSKI, JOLAN JOSZEF, BRONISLAW JURECZEK,
 BARBARA KAMINSKA-SADOSKA, SARA KARDOS, MAX KASNER, CHEDUA HAJNAL KATZ,
 SABINA KEMEN, Doctor LASZLO KISS, ZWI KLEIN, ELIAS KLEINER, JOSEF KLEINMANN,
 KRZYSTYNA KOBYLECKA-WIGURA, ESTER KOHN, Doctor IRENA KNOCZNA, TOVA KOPPEL,
 OLGA KOVACS, CHAWA KRAEMER, REGINE KRZYZANOWSKA, ROMANA KRZESINSKA, HERSZ
 KUGELMANN, GYOERGY KUN,
 VONA LAKS, JULIETTE LANCE, EVA LANDSTOFOVA, HERMANN LANGBEIN, Doctor KATARZYNA
 LANIEWSKA, ISTYAN LAUFER, JOSZEF LAUFER, Doctor CLAUDE LEHMAN, OLGA LENGYEL,
 VERONIKA LENGYEL, Doctor ANDRE LETTICH, Doctor HENRI LEW, Professor Doctor
 HERBERT LEWIN, Doctor Doctor ELLA LINGENS, GYOERGY LUSZTIG, MARTON ANDOR LUSZTIG,
 SPORA MAJERCZYK, MAGDALENA MANCZAK, REGINA MANGEL, NARCYZA MATERLIK, ERNEST W.
 MICHEL, Doctor ILONA MIKE, DANUTA MIKUSZ, Doctor ANDREJ MILLAR, DYNA MALKA
 MLYNEK, NAHAWA MORGEN, ELIZABET MOSKOVITS, FILIP MÜELLER, Doctor HANS WILHELM
 MUENCH,
 SHOSHANA NESHER, EUGENIUSZ NIEDOJADLO, HANA NOVAKOVA, Doctor MIKLOS NYISZLI,
 Doctor ISAAC EGON OCHSHORN,
 ZOFIA PALINSKA, JELINA PALMOWSKA-FRANZOWSKA, LILI PASTERNAK, MARTA PETER,
 ALINA JULIA PRZERWA-TETMAJER, PEARL GIZELE PUFELES, Professor Docotor MARTINA
 PUZYNA,

STANISLAWA RACHWAL, ARTUR RADAVANSKY, HENRYK RAFALIK, HELENA RÄPPAPORT,
 LEONE REVESZ, ROSALIE ROSENBAUM, MIRIJAM ROTH, JACK ROZMARYN, RACHEL BOZMARYN,
 HERSCH RUBIN, JULIAN RYBKA,
 ALBERTA SAX, HANI SCHICK, EDITA SCHMELLEROVA, Doctor EDUARD SCHNABEL,
 Doctor MARGITA SCHWALBOVA, JEHUDA SCHWARZ, HERMINE SCHWIMMER, RAYA BEN
 SHLOMO, OLGA SIMON, Doctor TADEUSZ SIWINSKI, TADEUSZ SNIESZKO, MAGDA
 SOMOGYI, ISABELLA MARIA SOSNOVKA, LEJA SPIRO, ANNE SPRINGER, ALIZA STERN,
 EFRAIM STIEBELMAN, GIZELA STRAKOVA, ROSA STRUL; KLARA SVITACKOVA, LENKE
 SZABO, MAGDOLNA SZABO, MARIA-ZOFIA SZCZEPANSKA, ANNA SZEGOE, -Doctor SZYIA
 SZEJNFELN, ALINA SZEMINSKA, MALGORZÄTA SZPUNAR-ROZMUS, AGNES SZTAHON,
 ELIZA TEMLER,
 ZSUZSANNA UNGERLEIDER,
 EIGI VEINFELD, ANTONIUS FRANZISKUS VAN VELSEN, JUDITH VESZI, Doctor IANCOU
 VEXLER, Doctor RUDOLF VITEK,
 NATAN WANDERER, PIROSKA WEIS, VERA WEISSMANN, LIVIA WIESNER, ROSA DE WINTER,
 HALINA ZABLOCKA, MIRIAM ZEIGER, MARIA ZOMBIRT.

There are grounds for arrest pursuant to paragraph 112, section 2,
 number 1, of the Code of Criminal Procedure, because it has been estab-
 lished on the basis of certain facts that the suspect has fled and is
 hiding himself.

The present residence of the suspect is unknown. Allegedly, he is
 staying in a South American country.

The previous warrant of arrest of the District Court Freiburg im Breisgau, dated 25 February 1959 - file number 22 Gs 28/59 - and the warrant of arrest of the District Court Freiburg im Breisgau, dated 5 June 1959 are cancelled.

DIERCKS
Presiding Judge at
the State Court

BACHL
Judge at the
State Court

WUERZ
Judge at the
State Court

[stamp]
State Court Frankfurt
(Main)

Drawn up
[illegible signature]
Employee at the Court
as Clerk of the Office

Table 1

Authentic pictures of JOSEF MENGELE, born on 16 March 1911

- 1.1 1.2 Passport photographs (1938) from the records of the former SS Race and Settlement Main Office. The original photographs are in the Archives of the Document Center, Wasserkaefersteig 1, 1000 Berlin 37.
- 1.3 Reproduction of a passport photograph (1956) from MENGELE's passport application at the Embassy of the Federal Republic Germany in Buenos Aires, dated 9 November 1956. The picture is published in Federal Criminal Gazette (Bundeskriminalblatt) number 1524, dated 14 November 1960. The original photograph was destroyed by the Federal Criminal Office Wiesbaden.

Table 2

- 2 Composite drawing of JOSEF MENGELE according to his probable appearance in 1964. Submitted by WILLY SCHWANDES (Bild newspaper, Hamburg).

Table 3

Pictures of a man from Eldorado (Argentina), allegedly JOSEF MENGELE. Stills and enlargement of stills from the documentary film of MIROSLAV STRAFELDA and VLASTIMIL VAVRA (CTK, Prague). Recorded in 1966 in Eldorado/Misiones (Argentina) by ADOLFO CICERO COSTA, Rio de Janeiro (Brazil).

- 3.1 Published in Der Spiegel, number 25 of 12 June 1967, page 97.

3.2 Enlargement of still from 3.1.


3.3 Another still from the film.



1.1



1.2





2

3.774 (HLKA 10 a)
LBS, 1.79



36



Atti
7667

Sub: Telegrafii, apr: 19354

Josef Menzels

Atti
7667

Sub: Telegrafii, apr: 19355

Josef Menzels

Atti
7667

Sub: Telegrafii, apr: 19353

Josef Menzels

Hyg.-bakt. Unters.-Stelle
der Waffen-#, Südost

29. JUN. 1944 8. 27

Auschwitz OS., am 29. Juni 1944.

Anliegend wird übersandt:

Material: Kopf einer Leiche (12-jähriges Kind)
entnommen am

zu untersuchen auf Histologische Schnitte

Name, Vorname:

Dienstgrad, Einheit: siehe Anlage

Klinische Diagnose:

Anschrift der einsendenden Dienststelle: H.-Krankenbau
Zigeunerlager Auschwitz II, B II e

Bemerkungen:

Der 1. Lagerarzt

K.L. Auschwitz II

L. Mende

SS-Hauptsturmführer.
(Stempel, Unterschrift)

29 June 1944

Hygienic-Bacteriologic Research Post
of the Waffen SS, Southeast

Auschwitz 29 June 1944

Enclosed is transmitted:

Material: the head from a corpse, removed from a 12-year old child for study by histologic cross section.

Last name, first name:

Service grade, unit: see enclosure

Clinical diagnosis:

Address of the transmitting service post: Main hospital, Gypsy Camp
Auschwitz II, B II e

Remarks:

: The Head Camp Physician

: Concentration Camp Auschwitz II

: J. MENGELE [signature]

SS Hauptsturmführer [Captain]

(stamp, signature)

February 20, 1985

MEMORANDUM FOR CORRESPONDENTS

Secretary of the Army John O. Marsh, Jr. directed late yesterday the immediate formation of a special, high-level task force to coordinate the Army's portion of the previously announced Justice Department's "Mengele" investigation.

The task force, to be headed by Deputy Army General Counsel Darrell L. Peck, was formed as an indication of the seriousness with which the Army views the search for Dr. Joseph Mengele, the former Nazi concentration camp physician.

Attorney General William French Smith announced February 7th that the Justice Department's Office of Special Investigations (OSI) would open an investigation into all credible evidence on the current whereabouts of Mengele, as well as information concerning his movements in occupied Germany and his suspected flight to South America.

While OSI's investigation is on behalf of the entire Executive Department, the Pentagon and the Central Intelligence Agency will assist in the effort. The Army intends to cooperate fully in the investigation and to provide OSI with every relevant bit of information in its possession.

Any inquiries or information relevant to the investigation should be referred to the Department of Justice.

-END-



1-2-7
DEPARTMENT OF THE ARMY
US ARMY CENTRAL SECURITY FACILITY
FORT GEORGE G. MEADE, MARYLAND 20755-5995

REPLY TO
ATTENTION OF:

15 March 1985

MEMORANDUM OF UNDERSTANDING
BETWEEN
THE CENTRAL SECURITY FACILITY AND THE
OFFICE OF SPECIAL INVESTIGATIONS, DEPARTMENT OF JUSTICE

SUBJECT: Search and Indexing Criteria RE: The Mengele Investigation

1. PURPOSE. This MOU establishes search and indexing criteria to be followed by the Central Security Facility (CSF) task force in response to DA tasking and in support of the Office of Special Investigations (OSI) Mengele Investigation.
2. REFERENCES.
 - a. Memorandum, Office of the General Counsel, SAGC, 7 March 1985, subject: Search for Information Concerning Dr. Mengele.
 - b. Meeting, 8 March 1985, convened by Chairman, Mengele Task Force, Office of the General Counsel.
3. PROBLEM. Per reference a, the Office of the General Counsel (OGC), Department of the Army, requested that the Director, Army Staff Task, INSCOM, review and index specific Investigative Records Repository (IRR) information in support of the US Army's efforts to locate and collect all documents and information in possession of the Army which relates to Dr. Josef Mengele. Pursuant to reference b, the search will be in coordination with OSI researchers and follow mutually established guidelines.
4. SCOPE. Employing approximately 20 personnel, CSF will conduct a frame by frame search of relevant microfilm reels within its microfilm holdings. Additional personnel to perform supervisory oversight and data entry functions will also be utilized. Relevant reels will be determined by the OGC Task Force in coordination with OSI and CSF.
 - a. Search and Index. CSF personnel will review the pertinent microfilm and extract the following information.
 - (1) Subject names.
 - (2) Co-subject (also referred to as x-references).

SUBJECT: Search and Indexing Criteria RE: The Mengele Investigation

(3) Personal Identifying data for (1) and (2) above (i.e., social number, date of birth, and place of birth) when cited.

(4) Impersonal titles. In addition to SOP Impersonal Titles, OSI has supplied (Enclosure 1) a list of additional Impersonal Titles to be indexed.

(5) OSI has supplied a list of Impersonal subject categories (Enclosure 2). Each Impersonal Title will be evaluated and, if appropriate, cross-referenced to a subject category.

(6) Dossier number and location (i.e., reel number) for each entry to facilitate automated retrieval. This information will be indexed in the DCII in accordance with existing procedures. Names of intelligence agents or other individuals not the subject of the report or included in the body of the report as a co-subject are not within the scope of the project and will not be indexed. A written record will be maintained of all information extracted and indexed.

b. Watch List Information. OSI will provide CSF with a list of places or persons to be searched for but not indexed (Enclosure 3). Upon discovery of search information, a copy will be printed and referred to OSI. Voluminous reports will be referred to OSI personnel on the scene for a print or not print decision.

5. AGREEMENTS. Support, and Resources Requirements. NA

6. EFFECTIVE DATE. 15 March 1985.

CLAUDE W. JOHNSON, Colonel, MI
Commanding, CSF

DAVID G. MARWELL, Historian
Office of Special Investigations,
Department of Justice

Enclosure 1

Internment Camp	24
"	29
"	51
"	78
"	304
"	310
"	313
"	317
"	318
"	320
"	321
"	322
"	323
"	324
"	325
"	326
"	327
"	409
"	414
"	416
"	423
"	424
"	426
"	430
"	432
"	433
"	434
"	435

Halleyin
St. Gilgen
Lambach
Wegscheid
Haid
Ebensee
Marcus w. Orr

Enclosure 2

Subject Categories

- SS:
 - RSHA
 - SD
 - SIPO
 - Gestapo
 - Waffen-SS
 - Totenkopf

- ESCAPE ROUTES (Rat Lines . . .)
- WAR CRIMES (Concentration Camps . . .)
- MEDICAL EXPERIMENTS (Sterilization . . .)
- U.S. INTERNMENT CAMPS

Enclosure 3

Watch List

Guenzburg
Gunzburg
Autenried
Auschwitz
Birkenau
Judenberg
Gorby

REVISED 14 MAR 1985

MRRB#2

SUBJECT: MENGELE, Josef (Joseph) Doctor, SS Hauptsturmfuhrer (CPT)
DOB: 16 Mar 11
OTHER DOB: 1912
POB: Gunzburg, GE

AKA, POSSIBLE NAME VARIATIONS:

1. BALLSTROM (BALLSTROEM), Lars
2. VON BREITENBACH EDLER, Freidrich
3. EDLER VON BREITENBACH, Friedrich
4. FISCHER, Fritz
5. GEUSKE, Karl
6. GREGOR, Helmut or Ludwig
7. GREGORI, Helmut
8. ~~GUESKE~~, Karl
9. HASEK, Walter
10. KARP, Willi
11. MEGELE, Joseph
12. MEGGLE, Josef
13. MENGELE, Jose'
14. MENGLE, DR.
15. MENKE, Joseph
16. MIEGELE, Joseph
17. SCHKLASTRO, Gregor
18. STOBERT, Heinz
19. WALTER, Otto 10 JUN 1911
20. WOLLMANN, Henrique (Enrique) or Heinrich
21. WOLLMAN, Henrique (Enrique) or Heinrich

19 March 1985

OSI TICKLER LIST

Card as Impersonals

US Internment Camps*

? 24 (Auerbach)
WarCr.29 (Dachau)
? 51 (Idar Oberstein)
WarCr.78 (Zuffenhausen)
? 304 (Gleisenu)
WE 310 (Trostberg/Laufbach)
" 313 (Framersbach/Gabersee)
" 317 (Augsburg)
" 318 (Burgau)
" 320 (Nunnerstadt/Bobingen)
" 321 (Schweinfurt/Schnuttenbach)
" 322 (Fierst/Mittenwald)
" 323 (Zeilitzheim/Kaufbeuren)
" 324 (Kahl/Kaufbeuren)
" 325 (Nembris/Altenstadt-1)
326 (Haibach/Freising)
" 327 (Stockstadt/Schwabach)
" 409 (Nuremburg)
" 414 (Gemungen)
" 416 (OberDachstetten)
" 423 (Happurg)
" 424 (Rothenbach)
" 426 (Roth)
" 430 (Landshut)
" 432 (Neumarkt/Berching/Erasbach)
" 433 (Ober-Saal/Neuhausen/Teugn/
Margarethenthau/Hofenfels)
" 434 (Sulzbach/Essenbach)
" 435 (Schafof)
IS DA-1 Ebensee
SS 331-3 Haid
SS ? Hallein
IS 329-5 Lambach
CIE 20 Marcus W. Orr (Glassenbach)
SS ? St. Gilgen
IS 330-1, Wegscheid
330-2

Evaluate/Card in Appropriate Category

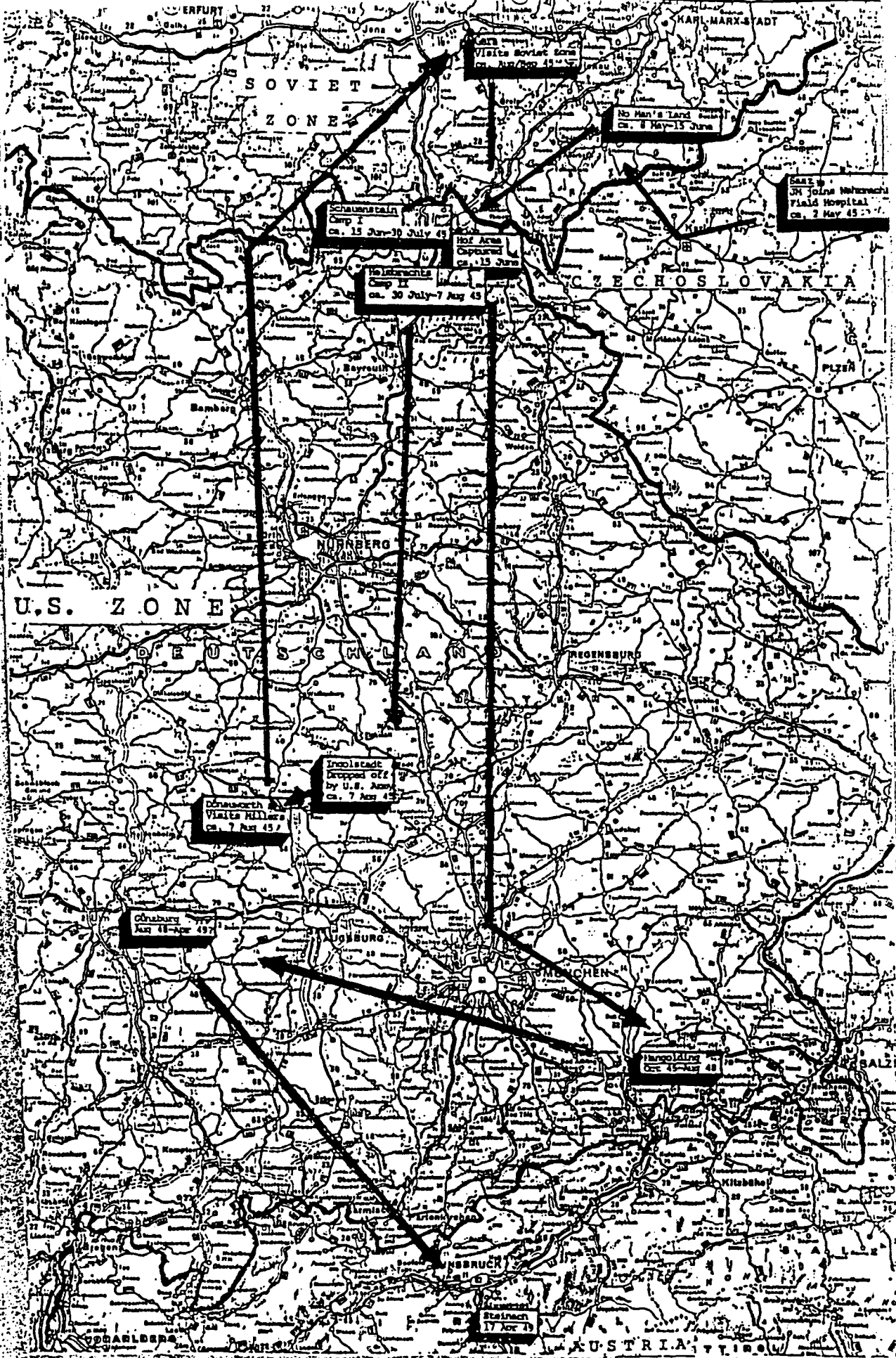
1. - SS:
 - WVHA
 - RSHA
 - SD
 - SIPO
 - GESTAPO
 - WAFEN-SS
 - TOTENKOPF
2. - ESCAPE ROUTES (e.g., Rat Lines. . .)
3. - WAR CRIMES (Concentration Camps. . .)
4. - MEDICAL EXPERIMENTS (Sterilization. . .)
5. - U.S. INTERNMENT CAMPS

PRINT OUT COPY, (CALL SUPERVISOR)

WATCH LIST

Guenzburg
Gunzburg
Autenried
Auschwitz (Concentration Camp)
Birkenau (Concentration Camp #29)
Judenberg
Gorby
Mengele (and AKA)
Operation BRANDY or any CIC Operation
Mengele Relatives:
Bux, Theresa
Hupfauer, Joseph and Walburga
Lyons or Lyons-Dumler, Harry Augustus
Mayr, Theresia
Mengele, Alois and Karl
Schoenbein, Harry and Irene
Silberer, Maria
Stoockle, Elise and Johann

Types of Internment Camps - PWE, CIE, DEFE, SS and War Criminal



SOVIET ZONE

No Man's Land ca. 8 May-15 June

SALE 2 IN JOLLA Nuremberg Field Hospital ca. 3 May 45

Schaumburg Camp I ca. 15 Jun-30 July 45

Hot Area Captured ca. 15 June

Nuremberg Camp II ca. 30 July-7 Aug 45

CZECHOSLOVAKIA

U.S. ZONE

Donauwörth ca. 7 Aug 45

Worms ca. 7 Aug 45

Conspiring Aug 45 - Apr 47

Worms ca. 15 Aug 45

Worms ca. 15 Aug 45

AUSTRIA VIENNA

UNITED STATES ARMY
PRISONER OF WAR INFORMATION BUREAU
Fort Holabird, Baltimore 19, Maryland

"GERMAN NATIONALS DETAINED IN THE CUSTODY
OF THE UNITED STATES ARMED FORCES DURING WORLD WAR II"

PART I

VOLUME 59

MEYER, Werner To MEYER, Otto

MENGELE, Anton	310-6654608	MENGELEKAMP, Bernhard	310-705791
MENGELE, Frans	790-45182	MENGELEKAMP, Ernst	310-1388301
MENGELE, Fransiska	Unknown	MENGELEKAMP, Frans	310-784872
MENGELE, Georg	310-406235	MENGELEKAMP, Hans	310-1011087
MENGELE, Hans	310-8080382	MENGELEKAMP, Josef	310-2341367
MENGELE, Hans	310-1927497	MENGELEKAMP, Paul	310-245434
MENGELE, Hans	310-3904794	MENGELEKAMP, Theodor	310-5041959
MENGELE, Johana	310-1159215	MENGELEKAMP, Wilhelm	310-2711070
MENGELE, Johana	310-6553319	MENGELEKAMP, Adolf	310-1160817
MENGELE, Johana	310-429484	MENGELEKAMP, Ernst	310-2617728
MENGELE, Johana	310-3904794	MENGELEKAMP, Friedrich	310-1034956
MENGELE, Josef	Unknown	MENGELEKAMP, Hans	310-1012188
MENGELE, Josef	188882	MENGELEKAMP, Josef	310-5108127
MENGELE, Joseph	310-7339004	MENGELEKAMP, Karl	Unknown
MENGELE, Karl	310-234141	MENGELEKAMP, Ludwig	790-111334
MENGELE, Leonhard	310-2800245	MENGELE, Josef	310-1914251
MENGELE, Ludwig	310-8833299	MENGELE, Willi	310-678215
MENGELE, Ludwig	310-6548645	MENGERMAN, Frans	310-8031727
MENGELE, Mattheous	310-2424435	MENGERMAN, Frits	790-46185
MENGELE, Paula	Unknown	MENGERMAN, Wilhelm	310-238909
MENGELE, Wilhelm	310-887610	MENGER, Alfons	310-863453
MENGELE, Laver	310-1403798	MENGER, Kelmert	310-1899804
MENGERER, Frans	310-807340	MENGER, Johann	310-942344
MENGERER, Georg	757	MENGER, Tomi	790-7472
MENGERER, Heinrich	310-318852	MENGER, Adam	310-2818400
MENGERLING, Friedrich	310-670549	MENGER, Adolf	310-5299925
MENGERLING, Karl	310-2360778	MENGER, Albert	310-1369591
MENGERLING, Walter	Unknown	MENGER, Albert	310-1880819
MENGERLAMP, Alfons	310-2819373	MENGER, Albert	310-1715982
MENGERLAMP, Bernhard	310-394237	MENGER, Alfred	310-1715376

Josef Mengeles Who Served in German
Armed Forces (Source: Deutsche Dienststelle)

Josef Mengele	05 Nov 96, Munich Army
Josef Mengele	01 Jan 04, Munich -Army
Josef Mengele	13 Mar 06, Frauenriedhausen Dillinger Army
Josef Mengele	06 Dec 06, Roggden Army
Josef Mengele	01 Aug 07, Schweningen Army
Josef Mengele	15 Jun 08, Guenzburg
Josef Mengele (POW-Ost)	18 Jun 08, Munich Army
Josef Mengele	16 Mar 11, Guenzburg Waffen-SS
Josef Mengele	16 Jun 11, Siegmaringen Army
Josef Mengele	03 Aug 11, Rothenbach Army
Josef Mengele (POW-England)	18 Aug 12, Schabringen Dillinger Army
Josef Mengele	25 May 18, Dernhard Army
Josef Mengele	07 Jul 19, Schwennenbach Dillinger Army
Josef Mengele (POW-USA-England)	12 Oct 19, Traunstein Army
Josef Mengele (POW-Ost)	12 Jun 22, Fugsburg Army
Josef Mengele	28 Feb 23, Pfallenhofen Army
Josef Mengele	09 Mar 23, Lauingen German Navy

DATE: 11 MAY 1945
TO: G-3 VII CORPS
FROM: G-3 VII CORPS (11 MAY 1945)

G-3 VII CORPS -0- 11 MAY 45 MMC 9

GERMAN UNITS HAVE AGREED TO STAY IN PLACE AND PUT UP THE WHITE FLAG
AS STATED IN TERMS OF SURRENDER PD IN ZONES WHERE YOU HAVE NOT RPT NOT
JOINED WITH RUSSIAN FORCES TAKE NECESSARY ACTION TO ESTABLISH
ROADBLOCKS AS NECESSARY TO PREVENT GERMAN UNITS FROM PASSING INTO OUR
LINES. PD AUTHORITY IS GRANTED TO EXECUTE MINOR DEMOLITIONS ON RAIL
NETS TO STOP TROOP AND HOSPITAL TRAIN MOVEMENTS COMING INSIDE OUR
AREA (GNMDC RPT GNMDC PAREN FROM CG NINTH US ARMY REF NUMBER KING XRAY
TWO ONE TWO FOUR FIVE ACTION ONE PD CG EIGHT CORPS INFORMATION TWO PD
CG SEVENTH CORPS CMA THREE PD CG THIRTEENTH CORPS CMA FOUR PD CG
SIXTEENTH CORPS CMA FIVE PD CG NINETEENTH CORPS UNPARED)

FROM 9TH ARMY 111131B

SECRET

RECEIVED
MAY 11 1945
735017
W. L. ...
J. G.

-352-

HEADQUARTERS VIII CORPS
G-3 Section

CLASSIFIED
E.O. 12812, Sec. 1.4
73501
10-2-61
WARS, Dec 10-2-61

FROM: SHAEP ADV (111635B)

RECD: 121025B June 1945

TO : Twelfth Army Gp.

BY : THK

Info: CG VIII Corps

Confirming telephone conversation this date Hooks - Allen, we are repeating report your Q22385 to Moscow. Ref Nr FMD245790 for Action Twelfth Army Group, for info to VIII Corps, from SHAEP Forward Signed SHAEP CIRE SHGCT SECRET.

Meanwhile VIII Corps Commander should take such remedial action as is practicable by direct arrangement with local Russian Commander. VIII Corps will be directed to collect those German soldiers and displaced persons who are located West of the coordinating line between United States and Russian Forces which may have been agreed upon locally and who cannot be cared for in place. Subject to agreement with local Russian Commander, VIII Corps is authorized to take same action as far East as the line KARLSBAD - GEORCENTHAL (K3909) (both inclusive) - FRIEDRICHSHUN (K3314) exclusive - thence along West bank of MULDE River. Russian Commander should be urged to handle situation East of any coordinating line agreed upon locally and in any event would be informed that we consider German troops East of the line described above as being his responsibility except as United States Troops may have occupied areas to the East of said line under local agreement. In this connection a portion of the "No mans land" mentioned in your message lying West of MULDE River between SCHONAU (K4239) and FRIEDRICHSHUN (K3314) is in your area as defined in forward repeat forward 22059 of 27 April 1945.

DISTRIBUTION:

CG
G-3 Journal

G5

G4

G1

G2

Wk

Surg

-183-

HEADQUARTERS VIII CORPS
G-3 Section

92

FROM: G-3, 30 Inf Div (140920B) RECD: 141035B June 1945
TO : CG VIII Corps, Attn G-3 BY : Tp LnO TAI

Information regarding unoccupied territory East of present dispositions to Mulde River. Location of Russians: Ave and Schneeberg, nothing further West. 3000 DP approximate, mostly German. 115000 PW approximate. All Western PW have been removed. Polish and Russian PW as far as known have filtered back through the Russian Lines. Polish and Russian DP unknown. Don't know of any great number. It would take a week to accurately determine.

141035B
141035B

DISTRIBUTION

<input checked="" type="checkbox"/> CG	<input checked="" type="checkbox"/> G-1	<input checked="" type="checkbox"/> G-4	<input type="checkbox"/> SIG
<input type="checkbox"/> C/S	<input checked="" type="checkbox"/> G-2	<input type="checkbox"/> G-5	<input type="checkbox"/> ARMY
<input type="checkbox"/> WAR ROOM	<input type="checkbox"/> G-3 AIR	<input type="checkbox"/> ARTY	<input type="checkbox"/> CORPS
<input checked="" type="checkbox"/> JOURNAL	<input type="checkbox"/> G-3 TM	<input type="checkbox"/> ENGR	<input type="checkbox"/> COL

S-3-C-E-3-I

HEADQUARTERS VIII CORPS
Office of the Commanding General
APO 303, US Army

SECRET
AUTH: CG VIII CORPS
DATE: 15 JUN 1945
INITIALS: <i>Atkinson</i>

14 June 1945

WJA

AG 383.7 (GMMHS)


SUBJECT: Movement of DPs and German Soldiers.

TO : Commanding General, 30th Infantry Division, APO 30, US Army.
 (Attn: AG of S, G-5)
 Commanding General, 76th Infantry Division, APO 76, US Army.
 (Attn: AG of S, G-5)


The following message from Headquarters, Ninth US Army is for your information and compliance:

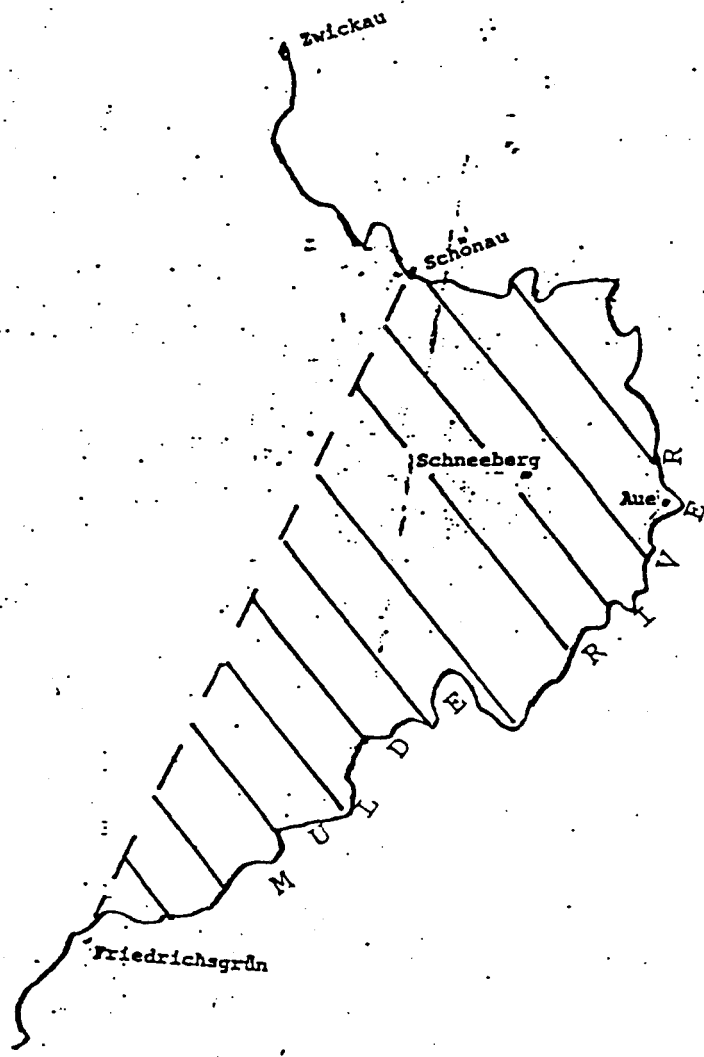
"Collect DPs and German soldiers located West of the co-ordinating line between US and Russian Forces which may have been agreed upon locally and who cannot be cared for in place. Subject to agreement with Russian Commander, you are authorized to take same action as far East as the line GEORGETHAL (K-3909) (inclusive) - FRIEDRICHSDORF (K-3311) (exclusive), thence north along West bank of Mulde River. Russian Commanders should be urged to handle situation East of any coordinating line agreed upon locally and in any event should be informed that we consider German Troops East of the line described above as being his responsibility except as our troops may have occupied area to the East of it under local agreement."

BY COMMAND OF MAJOR GENERAL SCHMIDT:




C. C. E. WARDEN
Colonel, A. G. D.
Adjutant General





Geogenthal

Karlsbad



CERTIFICATE OF DISCHARGE
Entlassungsschein

ALL ENTRIES WILL BE MADE IN BLOCK
LATIN CAPITALS AND WILL BE
MADE IN INK OR TYPESCRIPT.
Alle Eintragungen mit Tinte oder Schreib-
maschine in Blockschrift.

PERSONAL PARTICULARS
PERSONALANGABEN

SURNAME OF HOLDER: ULMANN
Zusatz des Inhabers
CHRISTIAN NAME: FRITZ
Vorname
CIVIL OCCUPATION: ARZT
Bürgerlicher Beruf
HOME ADDRESS: MÜNCHEN 11
Ständige Adresse
106 STATTSTR. 25/2
DATE OF BIRTH: 23.1.1910
Geburtsdatum
DAY, MONTH, YEAR
Tag, Monat, Jahr
PLACE OF BIRTH: HITZFELD
Geburtsort
FAMILY STATUS: SINGLE
Familienstand
WIDOWER:
Widower
MARRIED:
Verheiratet
DIVORCED:
Geschieden
NUMBER OF CHILDREN WHO ARE MINORS: KEINE
Anzahl minderjähriger Kinder

I HEREBY CERTIFY THAT TO THE BEST OF MY KNOWLEDGE AND BELIEF THE PARTICULARS GIVEN ABOVE ARE TRUE
Ich erkläre hiermit, daß nach bestem Wissen und Gewissen obige Angaben der Wahrheit entsprechen.
I ALSO CERTIFY THAT I HAVE READ AND UNDERSTAND THE "INSTRUCTIONS TO PERSONNEL ON DISCHARGE" (CONTROL FORM D. 1)

SIGNATURE OF HOLDER
Unterschrift des Inhabers

Fritz Ulmann

NAME OF HOLDER IN BLOCK LATIN CAPITALS: FRITZ ULMANN
Name des Inhabers in Blockschrift

MEDICAL CERTIFICATE
MEDIZINISCHES ATTESTAT

DISTINGUISHING MARK: NONE
Besondere Kennzeichen
DISABILITY, WITH DESCRIPTION: NONE
Invaliddität mit Beschreibung
MEDICAL CATEGORY: FIT FOR WORK
Medizinische Gruppe

Herman R. Cohn
HERMAN R. COHN, MAJOR, M.C.

I CERTIFY THAT TO THE BEST OF MY KNOWLEDGE AND BELIEF THE ABOVE PARTICULARS RELATING TO THE HOLDER ARE TRUE AND THAT HE IS NOT VERMINOUS OR SUFFERING FROM ANY INFECTIOUS OR CONTAGIOUS DISEASE.
Ich erkläre nach bestem Wissen und Gewissen, daß obige Eintragungen bezüglich des Inhabers der Wahrheit entsprechen und daß er frei von Ungeheuern oder von ansteckenden Krankheiten ist.

SIGNATURE OF MEDICAL OFFICER
Unterschrift des Militärarztes

Paul Hertrich

NAME AND RANK OF MEDICAL OFFICER IN BLOCK LATIN CAPITALS: PAUL HERTRICH UNTERARZT
Name und Rang des Militärarztes in Blockschrift

THE PERSON TO WHOM THE ABOVE
Die Person, auf die die obigen Angaben

RIGHT THUMBPRINT
Abdruck des rechten Daumens

PARTICULARS REFERRED WAS DISCHARGED ON: (DATE OF DISCHARGE)
Anspruch (Tag, Monat, Jahr) (Datum der Entlassung)

FROM THE: (DATE OF DISCHARGE)
Aus dem: (Datum der Entlassung)

OFFICIAL IMPRESSED SEAL
Offizieller Amtsstempel



CERTIFIED BY: *Claudius J. Walker*
Amtsfertigt von

NAME, RANK AND APPOINTMENT OF ALLIED DISCHARGING OFFICER IN BLOCK LATIN CAPITALS: CLAUDIUS J. WALKER, CAPT., FA
Name, Rang und Befehlsgattung des alliierten entlassenden Offiziers in Blockschrift

DELETE THAT WHICH IS NOT APPLICABLE.
① Unzutreffendes nicht ausfüllen.
② INSERT "ARMY" "NAVY" "AIR FORCE" "VOLKSTURM", OR PARA MILITARY ORGANIZATION, & "EAD", "MKS" OR "NOR", "Kriegsmarine", "Luftwaffe", "Volkssturm" oder militärische Organisation & "RAD", "NSK" usw. einzeichnen.

~~SECRET~~

~~SECRET~~

~~RESTRICTED~~
~~DISSEMINATED PER CITE IN 1.~~

1. In accordance with paragraph 6 of ECLIPSE Memorandum No. 17, the Supreme Commander authorizes the discharge of prisoners of war and disarmed German Forces, including members of those para-military organizations listed in paras 23(B) to (C), falling within the following priority categories:
Agricultural workers, coal miners, transport workers and such other key personnel as are urgently required.
2. No person falling within security suspect or war criminal classes, no members of the SS and no non-Germans will be discharged. Existing procedure for the disposal of Allied Nationals captured while serving in the German Armed Forces (see AG 383-2 GAP-ACM dated 2 December 1944) will continue. Further instructions will be issued later regarding disposal of non-Germans found among disarmed German Forces.
3. The provisions of ECLIPSE Memo No.17 will be observed to the maximum extent possible, but will, after further notice, be subject to the following amendments:-
 - (a) In addition to the documentation laid down in ECLIPSE Memo No.17 the POW Registration Form will be completed by all persons prior to discharge and forwarded to the Central Registry of War Criminals and Security Suspects, APO 887, US Army, duly endorsed on top right-hand corner "Discharged for work at (place) as (type of worker) on (date)".
 - (b) Pending the completion of the redeployment of Allied Forces into National Zones of occupation, Army Group Commanders may discharge any persons falling within the priority categories above whose last competent recruiting office lies within the area occupied by their troops.
 - (c) If the requirements of any particular category of worker required for work within an area cannot be met from M/ of disarmed German Forces held by the Army Group controlling that area, application will be made to the other Army Groups or to Communications Zone in accordance with the procedure laid down in paras 14 and 15 of ECLIPSE Memo No.17. Such transfers, however, will be effected directly between Army Groups and Communications Zone and not under the direction of SHAEF as stated in para 15(a).
 - (d) Appendix 'E'. Delete para 2. All officers will be paid the sum of 60 Reichsmarks, irrespective of rank and all ORs/EM the sum of 30 Reichsmarks. In the case of M/, the appropriate procedure will be instituted to close M/ accounts.
4. In the case of labourers employed in industrial areas, such as coal miners, consideration must be given to the capacity of the area to absorb them with particular regard to food, shelter and public safety facilities.

Restricted Classification
Removed per
Executive Order 10501

~~SECRET~~

~~RESTRICTED~~

0539

~~SECRET~~

~~RESTRICTED~~

5. A supply of P.4 Forms and Central Registry POW Registration Forms will be forwarded by the 14 May with further consignments as they become available.

6. Until further notice, Form D.1 will not be issued upon discharge and Form D.2 will be reproduced locally.

19 0540

~~SECRET~~
~~RESTRICTED~~

DISBANDMENT DIRECTIVE NO. 2

1. In accordance with para 6 of ECLIPSE Memorandum No.17, the Supreme Commander authorizes the discharge of Women members of the German Armed Forces and of those para-military organisations listed in para 25 (b) to (g) and the following provisions will apply to their discharge.

2. No woman falling within security suspect or war criminal classes, no members of the SS, no woman guard of civil internment camps, and no non-Germans will be discharged.

3. It is within the discretion of Commanders Army Groups and Communications Zone to retain such women as are required for administrative purposes and, in particular, medical personnel should be placed at the disposal of the medical authorities.

4. Documentation will be confined only to the listing of such particulars as are necessary to ascertain destination on discharge and to keep a check on numbers discharged.

5. Discharge procedure will follow that outlined in ECLIPSE Memo No.17 para 22(a) to (m) and Appendix 'B', with the following amendments:-

- (a) Pending the completion of the redeployment of Allied Forces into National Zones of Occupation, Army Group and Communications Zone Commanders may discharge any woman whose destination on discharge as indicated by her last competent recruiting office or, where she has none, home address, is within the area occupied by their troops. Those whose destination on discharge is in the area occupied by another Army Group or Communications Zone will be transferred and discharged under arrangements to be made directly between Army Groups and Com Z.
- (b) Pending the conclusion of an agreement with USSR, Commanders Army Groups and Communications Zone may if they so desire discharge, for residence within the areas occupied by them, those women whose destination on discharge would normally be in the Russian Zone.
- (c) Where women are in possession of personal documents of a military nature, these will be withdrawn and a discharge certificate issued (Form D.2). Those who are already in possession of civilian identity documents will not be given a discharge certificate.
- (d) Appendix 'B'. Delete para 2. All officers will be paid the sum of 60 Reichsmarks, irrespective of rank and all ORs/E Women the sum of 30 Reichsmarks. In the case of PW, the appropriate procedure will be instituted to close PW accounts.
- (e) Until further notice, Form D.1. will not be issued upon discharge and Form D.2 will be reproduced locally. Instructions as to where and to whom women will report on discharge will be issued to them after consultation with Military Government.

9 0532

~~SECRET~~
~~RESTRICTED~~

Restricted Classification
Removed Per
Executive Order 10501

~~RESTRICTED~~

Restricted Classification

Executive Order 10501

DISBANDMENT DIRECTIVE NO. 3.

1. In accordance with para 6 of ECLIPSE Memorandum No. 17, the Supreme Commander authorizes the discharge of prisoners of war, including members of those para-military organizations listed in paras 23(b) to (g), who are fifty (50) years of age or over.

2. Under this authority, no person falling within security suspect or war criminal classes, no members of the SS, no non-Germans, and, until further notice, no disarmed German Forces will be discharged. Existing procedure for the disposal of Allied Nationals captured while serving in the German Armed Forces (see AG 383-2 GAP-AGM dated 2 December 1944) will continue.

3. The provisions of ECLIPSE Memorandum No. 17 will be observed to the maximum extent possible, but will, until further notice, be subject to the following amendments:

(a) In addition to the documentation laid down in ECLIPSE Memorandum No. 17, the Central Registry POW Registration Form will be completed by all persons prior to discharge and forwarded to the Central Registry of War Criminals and Security Suspects, APO 887, US Army, duly endorsed in top right hand corner "Discharged, as being 50 years of age or over, at (place), on (date)".

(b) Pending the completion of redeployment of Allied forces into national zones of Occupation, Commanders Army Groups may discharge any person fifty (50) years old or over, whose last competent recruiting office lies within the area occupied by their troops. Personnel who are held as prisoners of war in one Army Group area, but whose last competent recruiting offices are located in the areas of neighbouring Army Groups may be transferred to the appropriate Army Group area for discharge, arrangements being made between Army Group Commanders direct and not under the direction of SHAEP, as stated in para 15(a). In the same way, CG Com Zone may arrange direct with Army Group Commanders to transfer personnel to their areas for discharge.

(c) Appendix "B", delete para 2. All officers will be paid the sum of 80 Reichsmarks and all ORs/EM the sum of 40 Reichsmarks, on discharge, and the appropriate procedure will be instituted to close PW accounts.

4. In effecting discharge, consideration must be given to the capacity of receiving areas to absorb discharges, with particular regard to food, shelter and public safety facilities.

5. Until further notice, form D.1 will not be issued upon discharge and form D.2 will be reproduced locally. Instructions as to where and to whom personnel discharged under this procedure will report will be issued to them after consultation with Military Government.

19 0525

DISBANDMENT DIRECTIVE No. 4

1. In accordance with paragraph 6 of ECLIPSE Memorandum no. 17 and in pursuance of paragraph 2 of Disbandment Directive no. 1, the Supreme Commander authorises the release to the Governments of FRANCE, BELGIUM, the NETHERLANDS and LUXEMBOURG of all nationals of those countries who are held as PW or as members of the Disarmed German Forces or as disarmed personnel of those para-military organisations listed in paragraphs 23 (a) to (c) of the above Memorandum.
2. No person who is wanted as a War Criminal by a country other than his own will be released under this authority.
3. The minimum documentation required will be Nominal Rolls showing date, place of release, Wehrnummer and Home Address of each individual. One copy will be handed to the receiving government and the second copy, duly signed by the receiving government, will be retained as a receipt for all persons handed over. These copies will be kept at Headquarters Army Groups and Com Z pending further instructions as to their disposal.
4. The provisions of paragraph 6 (b) of this Headquarters letter AG 383-2 GAP-AGI dated 2 December 1944 are rescinded.

19 0523

SUPREME HEADQUARTERS
ALLIED EXPEDITIONARY FORCEDISBANMENT DIRECTIVE NO. 5

1. In accordance with paragraph 6 of ECLIPSE Memorandum No. 17, the Supreme Commander authorizes General Discharge of German Nationals held as Prisoners of War and disarmed German Forces, including members of those para-military organizations listed in Paras 23 (b) to (g), subject to the following conditions:

2. Persons falling within the following categories will not be discharged or otherwise released:

- (a) Prisoners of War and personnel of the disarmed German Forces who are within arrest categories and individual security suspects.
- (b) War Criminals.
- (c) Members of the S.S.
- (d) Germans resident in the Russian Zone.

Persons in category (a) above may be discharged at the discretion of Army Group Commanders but must be held in custody in prisoner of war or internment camps at the disposal of G-2 of the Zone/Army Group concerned.

Persons in category (b) will be discharged and interned.

Persons in category (d) will be held until further instructions are issued.

3. Documentation will be carried out in accordance with the provisions of ECLIPSE Memorandum No. 17 in addition to which the CROWCASSFCOW form will be completed and forwarded to CROWCASS, APO 887, U.S. Army.

4. The rate of discharge will be at the discretion of Army Group Commanders and will be regulated by the capacity of the Area of destination to absorb the persons discharged, particular regard being paid to Public Safety considerations.

5. Arrangements for inter-Zonal transfers will be effected direct between Zone/Army Group Commanders.

19 0507

SUPREME HEADQUARTERS
ALLIED EXPEDITIONARY FORCE

DISBANDMENT DIRECTIVE NO. 6

1. In accordance with Eclipse Memorandum No. 17 and in pursuance of paragraph 2 of Disbandment Directive No. 1, the Supreme Commander authorizes the release to their appropriate Governments of the following nationals who are at present held as Prisoners of War, or as members of the Disarmed German Forces, or as disarmed personnel of those para-military organizations listed in paragraphs 23(a) to (g) of the above Memorandum:-

a. United Nations Nationals, other than those whose release has already been authorized in Disbandment Directive No. 4, with the exceptions of:-

(1) Nationals of Estonia, Latvia, Lithuania and Poland, who do not affirmatively claim Soviet citizenship.

(2) Dissident Yugoslav troops.

b. Neutral Nationals, with the exception of all individuals who have ardent Nazi tendencies.

2. Therein shall be the following types of personnel be released:-

a. War Criminals whose crimes were committed against nations other than their own.

b. Security Suspects and other persons wanted by United Nations other than their own.

3. The minimum documentation required will be Nominal Rolls showing date, place of release, Wehrnummer and Home Address of each individual. One copy will be handed to the receiving government and the second copy, duly signed by the receiving government, will be retained as a receipt for all persons handed over.

13 0503

*FRANCE
KOL
NOTED
Luv.*

4. Details of transfer to the appropriate governments of personnel released under this authority will be a matter for negotiation between Zone Commanders and the government concerned.

19 0504

**THE CENTRAL REGISTRY
OF WAR CRIMINALS
AND SECURITY SUSPECTS**

A 48-210
122

**FINAL
CONSOLIDATED WANTED LIST
PART 1
M-Z**

GERMANS ONLY

NOTE: ALL PREVIOUS CROWCASS WANTED LISTS
SHOULD BE DESTROYED

JUNE 1948

NAME	G.R. FILE NUMBER	SEX	DATE OF BIRTH	RANK	OCCUPATION	UNIT	PLACE AND DATE OF CRIME	UNWCC LIST SERIAL NO.	REASON WANTED	WANT
METZMAN	304954	M			Guard, C.C. Mosen, Radetten, Distr. Steinfurt (Ger.)		31.3.42-19.10.44	59/451	MURDER	POL.
METZNER	606	M			Sgt., Army, Bismarck (Tun.)		12.42-4.43	3/216	MURDER	FR.
METZLER (or MANGIE)	268004	M			Lt., Col., Unit stationed at Pontparlier - Doubs - (Fr.)		7.44	67/409	MISC. CRIMES	FR.
METZLER	280944	M			Field-Cmdt., 589, Orleans (Fr.)			-	SUSPECT	FR.
METZLER, Karl or Heinrich	104875	M			Lt., Gendarmrie, Oldenbush (Ger.)		10.12.44	31/406	MURDER	U.K.
METZLER	306469	M			SS-Hygiene-Fr., Physician, Camp Dora, C.C. Nordhausen (Ger.)		40-45	8/240	MURDER	BEL.
METZLER, Dr. Peter or Joseph (or METZLER)	62517	M		11	SS-Hygiene-Fr., Chief of Physician, C.C. Auschwitz-Birkenau (Pol.)		42-45	13/187 16/516 25/396 40/476	MURDER	YUGO CZECH
METZLER, Ludwig	259624	M			SS-Cook/Fr., Anwesenstellstelle SS, Area Turin (Fr.)		11.42-3.44	14/293 50/260 64/640	MISC. CRIMES	FR.
METZLER	311308	M			Sgt., Feldgendarmrie, Breda (Neth.)		4.10.44	-	MURDER	BEL.
METZLER, Peter or Joseph (see METZLER)	62517	M						-		
METZLER, Emil	280905	M	circa 05		Sturmmann, Poitiers - V. - (Fr.)			-	SUSPECT	FR.
METZLER	254031	M			Crim. Secretary, Sipo, Brussels (Bel.)		40-45	28/148	INTERP.	BEL.
METZLER	263452	M			Capt., Standortmitr., Boulogne (Fr.)		43-44	-	MISC. CRIMES	FR.
METZLER	282381	M		80	Interpreter, S.D., Bordeaux (Fr.)		44	-	MURDER	FR.
METZLER	158996	M	circa 04		SS-Cook/Fr., Gostapo, Visky (Fr.)		44	16/115	MURDER	FR.
METZLER, Hermann	305804	M	10. 6.01		SS-Quart., G.C. Majdanek (Pol.)		40-44	57/739	BRUTALITY	POL.
METZLER, Hildegard	285058	F			Member, SS, Marseille (Fr.)		40-44	-	MURDER	FR.
METZLER, Anton	255897	M			SS-Mann, C.C. Blankenburg, Nordhausen (Ger.)			-	MURDER	BEL.
METZLER, Karl	148264	M			SS-Quart., C.C. Calais, Arras, St. Pol, Bethung, Berch-Plage, Berlesmont, Besenhausen (Ger., Fr.)		43	32/284	TORTURE	FR.
METZLER	310999	M			Wachtr., Guard, Prison, Dortmund Prison & att. Camps (Ger.)		42-45	63/478	WITNESS	BEL.
METZLER, Eugen	156662	M	26. 6.29		SS-Mann, 128th Coy. or 1 Coy., SS-Pz. Gren. A. U. I. Nr. 12, Anhee and Troir - House (Bel.)		4.9.44	13/50	MURDER	BEL.
METZNER, Jahn-Ulrich (or METZNER)	607	M	1. 1.16		SS-Cook/Fr., C.C. Majdanek (Pol.)		40-4.44	3/499 4/98 61/481	MURDER	POL.
METZNER see SKRZYK, Albertina	302805	F			Informant, Gostapo, Prag. (Czech.)		39-44	55/558	MURDER	CZECH
METZNER, Vaclav	302806	M	1. 1.09		Informant, Gostapo, Prag. (Czech.)		39-44	55/559	MURDER	CZECH
METZNER, Ferdinand	302807	M			SS-Mann, Guard, C.C. Auschwitz (Pol.)		40-45	55/560	MURDER	POL.
METS (or METZ)										
METS (Nickname "Frankenstein")	312908	M			SS-Mann, Extermination Camp, Treblinka (Pol.)		6.42-11.43	78/449	SUSPECT	POL.
METS, Julian (see METZNER, Julian)	313451	M								
METZNER, Wilhelm	262847	M			Guard, Prison, Sinsburg (Ger.)		40-45	52/410	BRUTALITY	BEL.
METZNER	302808	M			Kapo, G.C. Auschwitz (Pol.)		40-45	55/561	MURDER	POL.
METZNER (see METZ)	312908	M								
METS (Nickname "Frankenstein")										
METS	313995	M			Member, Gostapo, Jaslo (Pol.)		40-45	80/496	MURDER	POL.
METS, Henry	105715	M	09		SS-Interrogator, 16 Section, Athens (Gre.)			-	TORTURE	GRC.
METS, Emil	39069	M			Overstabsarzt, Army, Stalag VIII B., Oberlangenfeld (Ger.)		2.45	-	MISC. CRIMES	U.K.
METS, Emil (see METZNER)	39871	M			See names listed under "Special Headings"			-		
METS, Emil	282382	M			Major, Factory, Peugeot, Sochaux (Fr.)		40-44	-	MISC. CRIMES	FR.
METS	305805	M			Member, Gostapo, Weresch (Pol.)		39-45	57/740	BRUTALITY	POL.
METS	253270	M			Guard, Slave Labour Camp, Lahn-Neuer (Ger.)			31/52	INTERP.	BEL.
METS	132779	M			Kochrichtungs, Parashute-Regt. 5, Quarregion, Jomppes, Galia (Bel.)		2.-3.9.44	-	MURDER	BEL.
METS (or METZEL)	192121	M			Officer, Gendarmrie Feldpolizei, Liege (Bel.)			58/449	TORTURE	BEL.
METS	304955	M			Secretary, Gch. Feldpolizei, K.R. Lemtisch (Bel.)		40-41	59/452	MURDER	BEL.
METS, Bernhard	311309	M			Antikommandeur, Jarmann (Pol.)		39-45	64/641	MISC. CRIMES	POL.
METS, Herbert	105675	M	15. 4.96		Usturnfr., SS, Prag (Czech.)		39-44	-	MURDER	CZECH
METS, Kurt	306470	M			SS-Mann, G.C. Buchenwald (Ger.)		16.5.38-9.10.43	25/397	MURDER	BEL.
METS (see KATZER)	280714	M								
METSCHER, Georg	158940	M		00	Civilian, G.C. Sasel (Ger.)			-	TORTURE	U.K.
METSCHER, Kurt (METZEL)	156875	M			SS-Usturnfr., Cmdt., 3 SS-Res-Bde., Nordhausen, Wida (Ger.)		4.45	52/411	MURDER	FR.
METZMANN (see MARCIANOW)	194619	M								
METZNER, Fritz (or METZNER)	125172	M	circa 25		Hygiene-Fr., Commander, Gostapo, Region of Orleans, Vianon, Orndal, Luxembourg (Fr. Lux.)		43-44	73/458 80/497	MURDER	FR., U.K.
METZNER, Julian	311310	M			See names listed under "Special Headings"			-		
METZNER, Paul (or METZNER)	12330	M		05	Foreman-Guard, Working Party 8 608 of P.O.V., Hirschfeld (Ger.)		7.44	4/924	MURDER	U.K.
METZNER	249078	M			Sgt., Security Regt. 1010, Loiret and region (Fr.)		44	-	MURDER	FR.
METZNER, Karl (see METZNER)	251830	M								
METZNER, Emil Anton	254259	M			Guard, Prison, Wroclaw-Kralow (Czech.)		39-45	-	TORTURE	CZECH
METZNER, Joseph	280907	M			Feldgendarm, Bethune, -P.C. - (Fr.)		23.8.44	-	MURDER	FR.
METZNER, Karl (or METZNER)	251890	M			Sgt., 277 Inf. Regt., Vinkt-Waigem (Bel.)		5.40	38/132	MURDER	BEL.
METZNER	141807	M		25	Capt., Stalag XX B., Willenberg-Marienburger (Westprussia)		41-44	-	WITNESS	U.K.
METZNER, Max	312910	M			Factory Owner, Elektromstr., Blankenhein (Ger.)		39-45	74/451	SUSPECT	POL.
METZNER, Sarge, Compto (see STACKHOFFER, Heinz)	311363	M								
METZNER	251835	M		01	SS-Rottfr., Agent, Gostapo, Limoges (Fr.)		40-44	41/308	INTERP.	FR.
METZNER	285059	M			Member, Gostapo, Rouen (Fr.)		40-44	-	MURDER	FR.
METZNER	105716	M			Lt., Police, Athens (Gre.)			-	MURDER	GRC.

CONFIDENTIAL

LIST No. 8

May, 1945

UNITED NATIONS WAR CRIMES COMMISSION

Part I - Eighth List of War Criminals (Germans)

Part II - Third List of Suspects (Germans)

Part III - Third List of Witnesses (Germans)

1	2	3	4	5	
240	MENGELÉ, Joseph, Dr.	SS. Hauptsturmfuehrer and Lagerarzt, Oświęcim KL.	June 1940 to January 1945.	Mass murder, and other crimes.	
241	NEBEST, Wilhelm	SS. of unknown rank, Blockfuehrer at Oświęcim KL.	do.	do.	Born 1.4.1915. at Gross Schouer.
242	PANSZCZYK	Kapo, employed at Oświęcim KL.	do.	do.	
243	PASZEK	Kapo, employed at Oświęcim KL.	do.	do.	
244	PENNEWITZ, Kurt	Kapo, employed at Oświęcim KL.	do.	do.	
245	PETRI, Willi	German settler in village of Olekszyn (Gniezno district).	Dec. 1939.	Wanton destruction of a historic monument.	
246	POHL, Oswald	SS. Gruppenfuehrer, Verwaltungschef des SS, und des Sicherheitsdiensthauptamtes.	June 1940 to Jan. 1945.	Mass murder, and other crimes.	Wanted also by Czechoslovakia, 6:325, and by Belgium, 6:111.
247	QUACKERWACK, Walter	SS. Unterscharfuehrer, attached to Oświęcim KL.	do.	do.	Employed in the Politische Abteilung and member of the Standgericht.
248	SCHLAGE	SS. of unknown rank, attached to Oświęcim KL.	do.	do.	Born 11.2.1903.
249	SCHMIDT	SS. Unterscharfuehrer, employed in Political Dept. Oświęcim KL.	do.	do.	
250	SCHULZ, Erich	Of unknown rank. Arbeitsdienstfuehrer at Oświęcim KL.	do.	do.	Born Dec. 1906.

LIST No. 13

AUGUST, 1945

UNITED NATIONS WAR CRIMES COMMISSION

- PART I THIRTEENTH LIST OF WAR CRIMINALS (GERMANS)
PART II SEVENTH LIST OF SUSPECTS (GERMANS)
PART III SEVENTH LIST OF WITNESSES (GERMANS)

	1	2	3	4	5
104	MARTIN, Bonno, Dr.	Höherer SS. und Polizeiführer in Wkr. Land Bayern. (Oswiecim-Birkenau KL.)	1939-1945.	Murder and massacres, systematic terrorism.	
105	MAYER or MEYER	SS. Obersturmführer, attached to Oswiecim-Birkenau KL.	do.	do.	Wanted also by Poland (1:370), Belgium (6:96).
186	MEIBERG	Official of Staatspolizei- Leitstelle (Prague (1942)). (Oswiecim-Birkenau KL.)	do.	do.	
107	MENCELE, Joseph, Dr.	Obersturmführer, Medical Officer at Oswiecim-Birkenau KL.	do.	do.	Wanted also by Poland (8:240).
103	MICHALIS	Kriminalkommissar, Head of Dept. II.G, Staatspolizei- stelle, Prague. (Oswiecim- Birkenau KL.)	do.	do.	
109	MOLL	Oberscharführer, attached to Oswiecim-Birkenau KL.	do.	do.	
190	MOOSE	Staatspolizeileitstelle, Brno (1944). (Oswiecim- Birkenau KL.)	do.	do.	
191	MUELLER	Regierungsvizepräsident, Karlovy Vary. (Oswiecim- Birkenau KL.)	do.	do.	
192	MUELLER	SS. Gruppenführer, Lieut.-Gen. of Police, Chief of Gestapo, Amt IV. (Oswiecim-Birkenau KL.)	do.	do.	Wanted also by Belgium (6:103), France (13:568).

LIST No. 16

DECEMBER, 1945

UNITED NATIONS WAR CRIMES COMMISSION

PART I. SIXTEENTH LIST OF WAR CRIMINALS (GERMANS)

PART II. TENTH LIST OF SUSPECTS (GERMANS)

PART III. TENTH LIST OF WITNESSES (GERMANS)

	1	2	3	4	5	61
516	MENGELE	SS. MSP, Dr. (Racial Institute, Berlin)	1940-45, Auschwitz	Murder & other crimes		
517	MERRIGER, Alois	Strm	from 1940 Auschwitz	do.		
518	METZGER, Emil	Sturmann, Member of Roumanian Kommando, Vichy Gestapo	Oct.1943-Sept. 1944, Vichy	Murder, torture of p.o.w. & other crimes	Aged 35, 1.90m. tall, black hair, pronounced squint, Mongolian cheekbones, thin voice. Speaks German Roumanian, Russian, few words French. Comes from Czernovitz, Russian wife, 3 children. Was a farmer near Vichy. Colleagues called him a specialist in use of "nerf du boeuf". Last seen at Gerardmer	
519	MEYER	Rotf, blockführer	from 1940, Auschwitz	Murder & other crimes		
520	MEYER	German soldier under orders of commandant of Ardennes	13/14.6.44, Revin Mass murder (Ardennes)			
521	MICHAEL	SS Hauptsturmführer, Chief of Abt.I (Personnel & Finance), Vichy Gestapo	Oct.1943-Sept. 1944, Vichy	Murder, torture of p.o.w. & other crimes	Aged 45-50, 1.75m. tall, chestnut hair, going bald, blue eyes, long wrinkled face. Often wore gold-rimmed spectacles. Bow-legged, stoutish. Always wore gloves. No French. Ex-policeman from Berlin. Served as naval officer in last war.	
522	MITTERMAYER	Lieut. Mountain Artillery detachment No.79 of 7th Reserve Artillery Regt.	28/29.6.44 & 23.8.44, La Bathie (Savoy)	Murder & massacre, wanton destruction of property		
523	MOCHLMAUN, Arie	OSF	from 1940, Auschwitz	Murder & other crimes		

[REDACTED]

LIST No. 25

February, 1946

Part I

UNITED NATIONS WAR CRIMES COMMISSION

Part I - TWENTY-FIFTH LIST OF WAR CRIMINALS (GERMANS)

Part II - TWELFTH LIST OF SUSPECTS (GERMANS)

Part III - TWELFTH LIST OF WITNESSES (GERMANS)

5

also by France
(13:290)

13.22.

1.91.

also by U.N.W.C.
(13:991)

12.

also by France
(13:512)

	1	2	3	4	5	47
390	MAUS, Jakob	SS Sturmschar- fuhrer, Kriminalsekretär, S.D. Ghent	From December, 1942 Ronsix, Ghent and Dreendonck KL	Torture of civilians		
391	MAX	Vorarbeiter, attached to Dora Camp and Factory employing men from Buchenwald KL	1940 - 1945 Nordhausen-Dora	Murder and massacre and other crimes	Wanted also by France (13:557)	
392	MAY	Prisoners' Kitchen (Dachau KL) Oberscharfuhrer	From 1943 Dachau KL	Murder and massacre	Wanted also by France (3: 211)	
393	MEINIARD, Jürgen	SS Mann employed at Buchenwald KL	Between 16.5.38 and 9.10.43 Buchenwald KL	Murder, massacre and other crimes	Born: 10.12.19.	
394	MELCHER, Walter	SS Man employed at Bergen-Belsen KL	Between 1940 and 1945 Bergen- Belsen KL	Murder and other crimes	Wanted also by U.N.W.C.C. (13:992)	
395	MELZER, Heinrich	SS Rttf (No.341672) employed at Buchenwald KL	Between 16.5.38 and 9.10.43 Buchenwald KL	Murder massacre and other crimes		
396	MENGELE	SS; Hsf: Lagerarzt	1940 - 1945 Nordhausen-Dora	Murder and other crimes	Wanted also by Poland (8:240). Czechoslovakia (13:187) France (16:516)	
397	MENZEL, Kurt	SS Rttf (No.170669) employed at Buchenwald KL	Between 16.5.38 and 9.10.43 Buchenwald KL	Murder, massacre and other crimes		

LIST No. 40

July, 1946

UNITED NATIONS WAR CRIMES COMMISSION

PART I FORTIETH LIST OF WAR CRIMINALS (GERMANS)

PART II TWENTY-SECOND LIST OF SUSPECTS (GERMANS)

PART III TWENTY-FIRST LIST OF WITNESSES (GERMANS)

5.

1.

2.

3.

4.

5.

475.	MEIER, Arno	S.S. Rottenfuhrer,	1942- Dachau KL.	Mass murder and other crimes.	
476.	MENGLE, Dr.	Medical Officer; S.S. Man.	1942-45. Birkenau KL.	Mass murder and other crimes.	Wanted also as a Criminal by France (16:516); Belgium (25:296); Poland (8:240) and Czechoslovakia (13:137). Came from Dresden
477.	HERRIGER, Alois or HERRLINGER,	S.S. Sturmfuhr.	October, 1942. Auschwitz- Birkenau KL.	Mass murder and other crimes.	Wanted also as a Criminal by France (16:517).
478.	HEYER,	S.S. Unterscharfuhrer.	1942-45. Auschwitz- Birkenau KL.	Mass murder and other crimes.	
479.	HOCHLAND or HOCHLAND,	S.S. Oberscharfuhrer, S.S. Division "Prinz Eugen."	May and June, 1943. Vilnius and District of Minsk, Lichtenegro.	Mass murder and other crimes.	
480.	HOFMANN, Eric	S.S. Obersturmfuhrer.	1942. Auschwitz- Birkenau KL.	Mass murder and other crimes.	
481.	HOFMEYER, Albert	S.S. Rottenfuhrer, Dachau KL. from 1942-capitulation.	December, 1942- capitulation. Dachau KL.	Mass murder and other crimes.	
482.	HORN,	S.S. Unterscharfuhrer.	1942-45. Auschwitz- Birkenau KL.	Mass murder and other crimes.	Wanted also as a Criminal by France (16:525); Czechoslovakia (13:139); Belgium (1:376); and Poland (6:101).

also by France
a War
1 (16:489).

also as a War
by France
(22).

also as a War
by France
(29).

15 yrs. of age.

also as a War
by France
(23); Poland (1:
); Belgium (6:94)
Czechoslovakia
(103).

HEADQUARTERS
U.S. FORCES, EUROPEAN THEATER
German Affairs Group
G-1 Division

12 October 1945

MEMORANDUM TO: Colonel P. S. LAUBEN.

SUBJECT : CROWCASS.

In accordance with verbal request, submitted herewith is list of inefficiencies existing at CROWCASS:

1. POW Forms:

- a. Not punched on cards except for very small proportion.
- b. Stacked in huge piles in the basement at 53 Rue des Mathurins and on the ground floor at the other office located near the Arc de Triomphe.
- c. It is estimated that there are 2,000,000 to 3,000,000 of these forms not processed.

2. Personality Index Cards:

- a. Not punched except for few. (Estimated approximately 15,000 to 20,000 of approximately 100,000 received.)
- b. At one period the Officer in Charge of CROWCASS ordered that these cards not be punched; recently has changed this order and some of them are now being punched.

3. Name Index File:

- a. Consists only of simple alphabetical file - no cross file.
- b. Kept on slips of paper, approximately 2½" x 5", fastened together in binders.
- c. Entries made by hand by pen and ink with poor quality ink and pens. Much of the writing cannot be read.
- d. Papers quickly become worn and unusable with little use.

4. Distribution of Published Lists:

- a. Not complete - not made in many cases.
- b. "Wanted List" dated July 1945:-
Distribution made from London - bulk of distribution to U.S. made to J.A., War Crimes Branch, not yet received by this agency. Printing on this list not completed until October, 1945!

Tab 15A
15A

"Detention List" dated October 1945:

Supposed to be a list of all War Criminals held in the U.S. Was compiled from "Detention Reports" only. Is not a list of all wanted war criminals.

- (2) Saturday night, 6 October 1945, 40 copies were sent to Frankfurt by special courier to be taken to the U.S. by Colonel Adams. Instructions were that they were to be delivered to Colonel Adams by not later than noon, Sunday, 7 October 1945. These copies were not delivered in Frankfurt until Tuesday, 9 October 1945.
- (3) List contains over 1000 names. After each name, with the exception of less than 50, are the words "Security Suspects". This list was supposed to be of War Criminals, only, and not to contain any Security Suspects.
- (4) Form of list extremely poor. Difficult to read and at least 30% of the typing could have been avoided. On other lists published by CROWCASS the same inefficient form has been used.

5. Files:

- a. Filing "system" used for general papers completely inadequate.

6. Fingerprinting:

- a. Fingerprinting section set up, including classification and filing.

7. Mail:

- a. Incoming mail not promptly or properly processed.

8. U.S. Enlisted Personnel:

- a. Officer in Charge has refused to permit U.S. Officers to obtain them for duty with CROWCASS.

9. "Director General of CROWCASS":

- a. Title given to French civilian woman by the Officer in Charge. This was done without concurrence of the U.S. Same civilian has also been given title of "Lieutenant" by the Officer in Charge of CROWCASS. This French civilian woman is on the same payroll as are all the other civilians employed by CROWCASS, all of which are paid indirectly by the United States.

10. Prejudice Against Hiring any Personnel Other than French:

- a. Believed result of influence of French civilian woman referred to in paragraph 9, above.

Influence of French Civilian Woman on Organization:

- a. French civilian woman referred to in paragraph 9, above, has improper influence over organization, including the hiring, firing and assignment of duties to most of the civilians employed. The U.S. has never concurred to any of this. Subject woman recently attempted to countermand instructions given by one of the U.S. Officers on duty at CROWCASS.

12. Financial Cost:

- a. Except for two (2) IBM machines, the printing of the Wanted List referred to in paragraph 4, b, above, ~~and~~ the salaries of the two British Officers, and a few minor expenses for supplies and miscellaneous items, all expenses of the organization, including personnel payroll, rental on buildings, rental on equipment, special electrical installations necessary for the use of the equipment, and the costs of supplies, are borne, either directly or indirectly by the United States.

13. Practically absolutely nothing accomplished between September, 1944 and May, 1945.

14. Perforators, Sorters, Tabulators and Related Equipment:

	<u>Total on Hand</u>	<u>In Commission</u>
Sorters	12	4
Perforators	55	13
Verifiers	15	5
Collator	1	1
Tabulators	2	0
Reproducer	1	1
Interpreter	1	1
Summary Punch	1	1
Numeric Tabulator	0 (?)	1
Total	88	27

15. Maximum Production Rate under present conditions:

- a. Perforators (Key Punch): Approximately 10,000 cards punched per hour.
- b. Coding: Records prepared for the punching of approximately 6,000 to 7,000 cards per hour.

Melvin G. Kidder
MELVIN G. KIDDER,
Lt. Colonel, AC.

HEADQUARTERS
COUNTER INTELLIGENCE CORPS REGION V
970th COUNTER INTELLIGENCE CORPS DETACHMENT

APO 225

26 April 1947

File: V-3299

SUBJECT: Dr. MENGELE, fnu

TO : Commanding Officer
Hqs. 430th CIC Det., (VIENNA Detachment)
USFET, APO 777, U.S. Army

RE : Interrogation of Subject regarding removal of group of Jewish children from AUSCHWITZ Extermination Camp in November 1944.

1. This office has received information that one Dr. MENGELE, fnu, former Oberarzt (chief medical Doctor) in AUSCHWITZ Extermination camp has been arrested in VIENNA.

2. Upon questioning by an Agent of this office the informant stated that to the best of his knowledge Dr. MENGELE was arrested in the U.S. Zone of Germany. Consequently, if this information is correct, your office should be informed of the arrest and of the present whereabouts of Subject.

3. Subject can be located and if an interrogation of Subject by CIC or upon request of CIC is possible, it is requested that he be interrogated with regard to the fate of a group of approximately 20 Jewish children who were removed by him from the AUSCHWITZ Camp in November 1944 and taken to an unknown place.

4. The fact of the removal of the Jewish children from AUSCHWITZ by Dr. MENGELE was confirmed to this office by the father of one of these children who lives in REGENSBURG. Other parents of children among that group of 20 are still alive and most eager to have news from or about their children.

5. Any information from your office, based on a thorough interrogation of Subject regarding the fate of the above mentioned children will be greatly appreciated by this office.

FOR THE COMMANDING OFFICER

BEN J.M. GORBY
Special Agent, CIC
Operations

Tel: REGENSBURG 2206

Futó havazások

Világosság

Januárban új magyar-csehszlovák tárgyalások kezdődnek

Elfogták dr Mengele SS-főorvost, 660.000 magyar deportált gyilkosát

A tömeggyilkos elleni adatok bejelentendők: Bécs, Alserstrasse 18

A „Der Neue Weg” 1946. december 19-1-i dátummal megjelent számában...

SZERKESZTŐSÉGI BEJELENTÉS. Dr. Mengele a legnagyobb háborús bűnösök egyike...
A nek egyezkedni előzetmenet nélkül való végre bírói ítélet...

1946. decemberében Ausztriában elfogták dr. Mengele SS-főorvost, a magyar deportáltak gyilkosát.

A felszabadulás óta ravasz hírvédők és kémek is a magyar deportáltak elleni munkát...

Igy dőlt zott Mengele...

Az amerikai magyarországi deportáltak megmentésére és Ausztriába deportálására...
A felszabadult Mengele doktor SS-főorvos volt...

Magyar szövegétől megfosztva a táborban úgy tudták, hogy éppen azért jutott a magyarországi deportáltak legelső kórházának és orvosának a neve...

Aki megmentette a tábor területére az dr. Mengele a király. A végül...

v. II. oldalán, a második haszn...

Akkor már csak intett: balra, jobbra...
Akkor 45 kilónál súlyosabb...

Akkor a lábán bármilyen hibát talált, akár csak egy kis pattanást is, vagy tyúkszemet, nem hazaszállt...

Eddig csak addal voltak lekapva, akiket az orvosok SS-főorvos dr. Mengele elárulása miatt...

— Ki van a „dolgok” között — mondotta — aki kevesebb mint 15 kiló...

„Ei a gázkamrába”

Igy kezdődött a selektálás 1944 júniusában...
Akkor a halálra kerültek, azokért megérkezett a sárka...

Akkor jobbra kerültek azokat a barakkokba osztották munkára...

1941. októberben, amikor a hadibörtén...
Akkor már csak intett: balra, jobbra...

Akkor 45 kilónál súlyosabb volt, akik éjszaka talált, hogy 16 éven alulnak...

Akkor a lábán bármilyen hibát talált, akár csak egy kis pattanást is...

Mengele főorvosával a tábor területén lakott, elég messzire a barakkoktól...

Akkor a tábor lakói észrevették, hogy kerékpárján kábel...

Mengele bűnait

Mindenki előtt vallott, hogy a szerepe az, hogy a főorvos az elszűnült...

Ezeket gyilkolt meg akkor egyenes láttával.

Közben dolgozott a tábor kórházában, ahol egy ipari orvos lelkiismeretességével...

Dr. Mengele, akihez különös emelkedése volt...

Akkor a gyermekét megfogta, az anyja pedig...

— Óh, lemészárolta! Csak maradjon a gyermekével...
Ez akkor az anyja is vitték a gázkamrába...

A lemorogó fegyverek egyikét már évek óta elnyitették...

De a tisztes Bittel a jobbszeműt nem érte meg...

A „Der Neue Weg” feladta mindenki aki tud a tömeggyilkos...

Dr. Mengele a magyarországi deportáltak...

Azok, akik más orvágásokból indultak el a halál felé...

Zsolt Isti

Előléptettek a népbírószágon

A köztársasági elnök az igazságügyi miniszter...

Redaktionelle Mitteilung
Einer der größten Kriegsverbrecher wurde endlich
verhaftet, der SS-Chefarzt von Auschwitz-Birkenau
Dr. Mengele
der Hunderttausende in die Gaskammern geschickt
hat. Wer über die Tätigkeit dieses Massenmörders
etwas weiß, möge zweckdienliche Angaben an das
Aktionskomitee der jüd. KZler, Wien IX, Alser
Straße 18, schriftlich oder mündlich bekanntgeben.

Editor's Message

One of the greatest war criminals was finally arrested, the SS - senior medical officer of Auschwitz-Birkenau, Dr. MENGELE, who has sent hundred of thousands [of people] to the gas chambers. Anybody who knows anything about the activity of this mass murderer may give pertinent information in writing or orally to the Action Committee of Jewish Concentration Camp Victims, Vienna IX, Alser Street 18.

3rd. (Jewish Telegraphic Agency).
message here from the Zionist
using the Prime Minister of Czech
Ottwald, and the Czechoslovak people, for the
ended to Poland - Jewish refugees. The message
by the University, Czechoslovakia has become a symbol of
and of

NAZI DOCTORS WHO SENT JEWS TO GAS CHAMBERS TO BE TRIED IN PO

Warsaw, Jan. 3rd. (Jewish Telegraphic Agency).
Further transport of Nazi war criminals who have been
extradited by the American occupation authorities in Germany to
Polish Military Mission, has arrived in Stettin from Luebeck on
board the s.s. "Isar". The group includes a number of Nazi doctors,
among them Dr. Pfluth and Dr. Redetz, who used to be in charge of the
notorious selections of the victims in the Oswiecim death camp.
Another criminal who arrived with this transport is the former
commandant of the Gross-Rosen death camp, Hans Latsch.
The Polish Military Mission has requested the American
authorities to hand them over also Dr. Mengele, former chief phy-
sician of Oswiecim, who was recently captured near Berlin. Mengele
is on his conscience hundreds of thousands of victims whom he sent
to the gas chambers. His misdeeds have been described in all books
and memoirs on the Oswiecim camp. It is expected that the American
authorities will accede to the Polish request for his extradition.
Most of the witnesses who can testify on his activities reside
in Poland.

In the near future, the first transport of war criminals
from the Russian occupied zone of Germany is expected to arrive here.

DISPLACED JEWS PERMITTED TO USE YIDDISH AND HEBREW IN INTERNATIONAL
MAIL.

Munich, Jan. 3rd. (Jewish Telegraphic Agency).

Displaced Jews in Germany will be permitted to send mail
in Yiddish and Hebrew out of Germany, it was revealed here with the
publication of a Military Government order permitting the use of

JTA
Jan. 5, 1947
page 4

URFREIHEIT UND MENSCHENRECHT

ORGAN DES ÖSTERREICHISCHEN BUNDESVERBANDES
EHEMALS POLITISCH VERFOLGTER ANTIFASCHISTEN
TION UND VERWALTUNG: WIEN IX, ALSERSTRASSE 18 TELEPHON A 29-8-91

ER 2 31. Jänner 1947 (Doppelnummer) S 1.—

Einer der größten Kriegsverbrecher
wurde endlich verhaftet, der SS-Chefarzt
von Auschwitz-Birkenau,

Dr. Mengele

der Hunderttausende in die Gaskammern
geschickt hat.

Wer über die Tätigkeit dieses Massen-
mörders etwas weiß, möge zweckdienliche
Angaben dem Landesverband Wien ehe-
mals politisch verfolgter Antifaschisten,
Wien III, Lothringerstraße 14, oder der
Redaktion des „Mahnruf“, Wien IX, Alser-
straße 18, schriftlich oder mündlich be-
kanngeben.

One of the greatest war criminals was finally arrested, the SS - Senior Physician of Auschwitz-Birkenau, Dr. MENGELE, who has sent hundreds of thousands [of people] to the gas chambers. Anybody who knows anything about the activity of this mass murderer may give pertinent information in writing or orally to the Federal Association Vienna of Former Politically Persecuted Antifascists, Vienna III, Lothringer Street 14, or to the editor's office of the "Mahnruf" [Warning Call], Vienna IX, Alser Street 18.



100-1184
[Signature]

OFFICE OF U.S. CHIEF OF COUNSEL

APO 124A U.S. Army

19 January 1948

SUBJECT: Re Request for Information regarding Dr. Mengerle

TO : Colonel Edward H. Young, GSC
Chief, War Crimes Branch
Civil Affairs Division
Washington 25, D. C.

1. With reference to your letter dated 8 December 1947 regarding the above named subject, we wish to advise our records show Dr. Mengerle is dead as of October 1946.

2. We regret the delay in answering your letter.

Telford Taylor

TELFORD TAYLOR
Brig. Gen., USA
Chief Counsel for War Crimes

TEL: JUSTICE 61205
Nancy C. Hodges

Hq USAEUR JAG
SUPREME HEADQUARTERS
Box 150 ALLIED EXPEDITIONARY FORCE

Auth: SC, AEF
Initials: M.E.R.
:9 March 1945
:.....

AGO 757 (Main)
9 March 1945

AG 350.09-2 GBI-AGH

SUBJECT: Arrest and Detention - Germany

TO : See Distribution

1. Appendix "B" to letter, this headquarters, AG 350.09-4 GBI-AGH, subject "Counter-Intelligence Directive - Pre-Surrender Period - GERMAN", dated 16 September 1944, is rescinded.

2. The arrest and detention of certain categories of persons in Germany will be necessary in order to achieve the two main objects of safeguarding the security of the Allied Forces and accomplishing the destruction of Nazi organizations. The attached paper, "Arrest and Detention - Germany", lists those categories of persons who are subject to automatic arrest and detention. *

3. While hostilities are still in progress, members of listed organizations which are embodied in the German Armed Forces (e.g. Waffen SS, Abwehr, Geheime Feldpolizei and certain of the para-military formations) will, if captured, be held as Prisoners of War. At the conclusion of hostilities they will be detained after discharge from the Armed Forces. *

4. A person will be subject to arrest if he has at any time held a rank or appointment falling within the automatic arrest categories. *

5. Paragraph G— Public Officials - is under further review in order to make a detailed assessment of the counter-intelligence interest attaching to certain categories of Civil Administrative Officials. If found necessary, amendments or additions to the present listed categories will be issued in due course. *

6. A study on the automatic arrest categories is in course of preparation. This will be issued in the form of an EDS handbook and will contain a detailed analysis of the arrest categories and their organizational breakdown. It will also describe the comparative importance, from the counter-intelligence point of view, of the various categories and the appointments within them; this, it is hoped, will serve as a guide to Counter-Intelligence Staffs in determining priorities of arrest tasks. An estimate of the number of persons likely to be found in each category will also be included.

By direction of the Supreme Commander:

/s/t/ W. H. NEWMAN
Colonel, AGD
Assistant Adjutant General

1 Incl:
"Arrest and Detention - Germany"

Incl 5

~~SECRET~~
- 1 -

CLASSIFICATION
By authority of JAG
AG 350.09-2

8

DISTRIBUTION:

- 150 - Headquarters, 21 Army Group
- 150 - Commanding General, Twelfth Army Group
- 100 - Commanding General, Sixth Army Group
- 100 - Commanding General, Communications Zone, European Theater
of Operations, U.S. Army
- 60 - Air Staff, Supreme Hq, AEF, Main (for information)
- 20 - Allied Naval Commander, Expeditionary Force (for information)
- 50 - G-2 Division, Supreme Hq, AEF, Main
- 2 - AG Records

ARREST AND DETENTION - GERMANY

German Intelligence Services:

1. Security Service of the SS (SD) including Reichssicherheitsdienst - all personnel.
2. The Abwehr, including members of the RSHA Amt VI, the Militärisches Amt and SS jagdverbände - all personnel.
3. The Geheime Feldpolizei - all personnel.

B. The Sicherheitspolizei:

1. GESTAPO (including Grenzpolizei) - all personnel.
2. KRIPO -- all officials down to and including the rank of Colonel.

C. Higher Police Officials:

1. Police Presidents and Directors.
2. Directors of rural Kreise (Landräte)
3. Befehlshaber der ORPO and der SIPO.
4. Höhere SS and Polizeiführer.

D. The Ordnungspolizei:

With the exception of TENO, all officers down to and including the rank of Colonel in the following branches:

Schutzpolizei	Gendarmerie
Feuerschutzpolizei	Wasserschutzpolizei
Luftschutzpolizei	Verwaltungspolizei

Hilfspolizei

Technische Nothilfe -- all officers down to and including the rank of Landesführer

E. Para Military Organizations:

1. Waffen SS - all officers, and NCO's down to and including the rank of Scharführer, all ranks of the Totenkopfverbände, and all female members of the SS.
2. Allgemeine SS - all officers, and NCO's down to and including the rank of Unterscharführer.

~~SECRET~~
CLASSIFICATION CANCELLED
By authority of JAG ltr
11 4 Aug 1960.

3. SA - Officers holding the rank of Sturmbannführer or higher.
4. Hitler Jugend - Officers holding the rank of Stammführer or higher.
5. NSKK - Officers holding the rank of Staffelführer or higher.
6. NSFK - Officers holding the rank of Sturmbannführer or higher.
7. RAD - Officers holding the rank of Arbeitsführer or higher.

F. Nazi Party Officials.

1. Administrative officials of the Party down to and including the post of Amtleiter at Ortsgruppe level.
2. All other members of the Party holding the rank of Gemeinschaftsleiter or higher.

G. Public Officials.

1. Ministers of Land Governments.
2. Provincial Presidents, Reich Governors and Regierungs Präsidenten.
3. Officials having held civil and administrative posts in the occupied countries down to and including the rank of Feldkommandant.
4. Mayors of cities of over one hundred thousand inhabitants and all Chief Mayors (Oberbürgermeister).
5. All officials of the Reich Propaganda Ministry and the heads of its regional offices and subsidiary agencies down to and including Kreis level.
6. All high officials - from Ministerial Councillor up - in Speer's Reich Ministry for Armament and Production and the chairmen of the Hauptausschüsse and Ringe in the same Ministry.

ONE YEAR 990/70

TO DETENTION CAMP:
TO INITIAL CENTER:
REMARKS:

~~CONFIDENTIAL~~

SUBJECT: Mangole, Josef

HOME ADDRESS: *A. V. E. 14 14*
PRESENT ADDRESS: *Guenzburg 990/70*

OCCUPATION: *Dr. med.* NATIONALITY: *German* DATE OF BIRTH: *1912*

ALLA	BE	HERE	HERE	HERE	OTHERS:

NAME AND SURNAME:

WARRANTS: (Indicate each)
INVESTIGATION:
PLACES OF CARE:
REMARKS:

WARRANT IS:
CASE OPENED: CLOUD:

REMARKS: (Indicate witnesses) Subject was B, S, Hauptsturmführer (Stabsarzt)

according to M.G. Fragebogen (Augsburg B-D- 25)
Mangole, Karl, Guenzburg Stadtbach 4.

1417

~~CONFIDENTIAL~~

I. INDICTMENT

The United States of America, by the undersigned Telford Taylor, Chief of Counsel for War Crimes, duly appointed to represent said Government in the prosecution of war criminals, charges that the defendants herein participated in a common design or conspiracy to commit and did commit war crimes and crimes against humanity, as defined in Control Council Law No. 10, duly enacted by the Allied Control Council on 20 December 1945. These crimes included murders, brutalities, cruelties, tortures, atrocities, and other inhumane acts, as set forth in counts one, two, and three of this indictment. Certain defendants are further charged with membership in a criminal organization, as set forth in count four of this indictment.

The persons accused as guilty of these crimes and accordingly named as defendants in this case are—

KARL BRANDT—Personal physician to Adolf Hitler; Gruppenfuhrer in the SS and Generalleutnant (Major General) in the Waffen SS; Reich Commissioner for Health and Sanitation (Reichskommissar fuer Sanitaets- und Gesundheitswesen); and member of the Reich Research Council (Reichsforschungsrat).

SIGFRIED HANDLOSER—Generaloberstabsarzt (Lieutenant General, Medical Service); Medical Inspector of the Army (Heeres-sanitaetsinspekteur); and Chief of the Medical Services of the Armed Forces (Chef des Wehrmachtsanitaetswesens).

PAUL ROSTOCK—Chief Surgeon of the Surgical Clinic in Berlin; Surgical Adviser to the Army; and Chief of the Office for Medical Science and Research (Amtschef der Dienststelle Medizinische Wissenschaft und Forschung) under the defendant Karl Brandt, Reich Commissioner for Health and Sanitation.

OSKAR SCHROEDER—Generaloberstabsarzt (Lieutenant General Medical Service); Chief of Staff of the Inspectorate of the Medical Service of the Luftwaffe (Chef des Stabes, Inspekteur des Luftwaffe-Sanitaetswesens); and Chief of the Medical Service of the Luftwaffe (Chef des Sanitaetswesens der Luftwaffe).

KARL GENSEREN—Gruppenfuhrer in the SS and Generalleutnant (Major General) in the Waffen SS; and Chief of the Medical Department of the Waffen SS (Chef des Sanitaetsamts der Waffen SS).

KARL GEBHARDT—Gruppenfuhrer in the SS and Generalleutnant (Major General) in the Waffen SS; personal physician to Reichsfuehrer SS Himmler; Chief Surgeon of the Staff of the Reich Physician SS and Police (Oberster Kliniker, Reichsarzt SS und Polizei); and President of the German Red Cross.

KURT BLOME—Deputy [of the] Reich Health Leader (Reichsgesundheitsfuhrer); and Plenipotentiary for Cancer Research in the Reich Research Council.

RODOLF BRANDT—Standartenfuhrer (Colonel); in the Allgemeine SS; Personal Administrative Officer to Reichsfuehrer SS Himmler (Persoenlicher Referent von Himmler); and Ministerial Counsellor and Chief of the Ministerial Office in the Reich Ministry of the Interior.

JOACHIM MUCOWSKY—Oberfuhrer (Senior Colonel) in the Waffen SS; Chief Hygienist of the Reich Physician SS and Police (Oberster Hygieniker, Reichsarzt SS und Polizei); and Chief of the Hygienic Institute of the Waffen SS (Chef des Hygienischen Institutes der Waffen SS).

HELMUT POPPENDICK—Oberfuhrer (Senior Colonel) in the SS; and Chief of the Personal Staff of the Reich Physician SS and Police (Chef des Persoenlichen Stabes des Reichsarztes SS und Polizei).

WOLFRAM SIEVERS—Standartenfuhrer (Colonel) in the SS; Reich Manager of the "Ahnenerbe" Society and Director of its Institute for Military Scientific Research (Institut fuer Wehrwissenschaftliche Zweckforschung); and Deputy Chairman of the Managing Board of Directors of the Reich Research Council.

GERHARD ROZE—Generalarzt of the Luftwaffe (Brigadier General, Medical Service of the Air Force); Vice President, Chief of the Department for Tropical Medicine, and Professor of the Robert Koch Institute; and Hygienic Adviser for Tropical Medicine to the Chief of the Medical Service of the Luftwaffe.

SIGFRIED RUFF—Director of the Department for Aviation Medicine at the German Experimental Institute for Aviation (Deutsche Versuchsanstalt fuer Luftfahrt).

HANS WOLFGANG ROMBERG—Doctor on the Staff of the Department for Aviation Medicine at the German Experimental Institute for Aviation.

VIKTOR BRACK—Oberfuhrer (Senior Colonel) in the SS and Sturmabfuhrer (Major) in the Waffen SS; and Chief Administrative Officer in the Chancellery of the Fuehrer of the NSDAP (Oberdienstleiter, Kanzlei des Fuehrers der NSDAP).

HERMANN BECKER-FREYBENC—Stabsarzt in the Luftwaffe (Captain, Medical Service of the Air Force); and Chief of the Department for Aviation Medicine of the Chief of the Medical Service of the Luftwaffe.

GEORG AUGUST WELTZ—Oberfeldarzt in the Luftwaffe (Lieutenant Colonel, Medical Service of the Air Force); and Chief of the Institute for Aviation Medicine in Munich (Institut fuer Luftfahrtmedizin).

KONRAD SCHAEFER—Doctor on the Staff of the Institute for Aviation Medicine in Berlin.

WALDEMAR HOVEN—Hauptsturmfuehrer (Captain) in the Waffen SS; and Chief Doctor of the Buchenwald Concentration Camp.

WILHELM BRIGLBOCK—Consulting Physician to the Luftwaffe.

ADOLF POKORNY—Physician, Specialist in Skin and Venereal Diseases.

HERTA OBERHEUSER—Physician at the Ravensbrueck Concentration Camp; and Assistant Physician to the defendant Gebhardt at the Hospital at Hohenlychen.

FRITZ FISCHER—Sturmbannfuehrer (Major) in the Waffen SS; and Assistant Physician to the defendant Gebhardt at the Hospital at Hohenlychen.

COUNT ONE—THE COMMON DESIGN OR CONSPIRACY

1. Between September 1939 and April 1945 all of the defendants herein, acting pursuant to a common design, unlawfully, willfully, and knowingly did conspire and agree together and with each other and with divers other persons, to commit war crimes and crimes against humanity, as defined in Control Council Law No. 10, Article II.

2. Throughout the period covered by this indictment all of the defendants herein, acting in concert with each other and with others, unlawfully, willfully, and knowingly were principals in, accessories to, ordered, abetted, took a consenting part in, and were connected with plans and enterprises involving the commission of war crimes and crimes against humanity.

3. All of the defendants herein, acting in concert with others for whose acts the defendants are responsible, unlawfully, willfully, and knowingly participated as leaders, organizers, investigators, and accomplices in the formulation and execution of the said common design, conspiracy, plans, and enterprises to commit, and which involved the commission of, war crimes and crimes against humanity.

4. It was a part of the said common design, conspiracy, plans, and enterprises to perform medical experiments upon concentration camp inmates and other living human subjects, without their consent, in the course of which experiments the defendants committed the murders, brutalities, cruelties, tortures, atrocities, and other inhuman acts, more fully described in counts two and three of this indictment.

5. The said common design, conspiracy, plans, and enterprises embraced the commission of war crimes and crimes against humanity, as set forth in counts two and three of this indictment, in that the defendants unlawfully, willfully, and knowingly encouraged, aided, abetted, and participated in the subjection of thousands of persons,

including civilians, and members of the armed forces of nations then at war with the German Reich, to murders, brutalities, cruelties, tortures, atrocities, and other inhuman acts.

COUNT TWO—WAR CRIMES

6. Between September 1939 and April 1945 all of the defendants herein unlawfully, willfully, and knowingly committed war crimes, as defined by Article II of Control Council Law No. 10, in that they were principals in, accessories to, ordered, abetted, took a consenting part in, and were connected with plans and enterprises involving medical experiments without the subjects' consent, upon civilians and members of the armed forces of nations then at war with the German Reich and who were in the custody of the German Reich in exercise of belligerent control, in the course of which experiments the defendants committed murders, brutalities, cruelties, tortures, atrocities, and other inhuman acts. Such experiments included, but were not limited to, the following:

(A) *High-Altitude Experiments.* From about March 1942 to about August 1942 experiments were conducted at the Dachau concentration camp, for the benefit of the German Air Force, to investigate the limits of human endurance and existence at extremely high altitudes. The experiments were carried out in a low-pressure chamber in which the atmospheric conditions and pressures prevailing at high altitude (up to 68,000 feet) could be duplicated. The experimental subjects were placed in the low-pressure chamber and thereafter the simulated altitude therein was raised. Many victims died as a result of these experiments and others suffered grave injury, torture, and ill-treatment. The defendants Karl Brandt, Handloser, Schroeder, Gebhardt, Rudolf Brandt, Mrugowsky, Poppendick, Sievers, Ruff, Romberg, Becker-Freyseng, and Weltz are charged with special responsibility for and participation in these crimes.

(B) *Freezing Experiments.* From about August 1942 to about May 1943 experiments were conducted at the Dachau concentration camp, primarily for the benefit of the German Air Force, to investigate the most effective means of treating persons who had been severely chilled or frozen. In one series of experiments the subjects were forced to remain in a tank of ice water for periods up to 8 hours. Extreme rigor developed in a short time. Numerous victims died in the course of these experiments. After the survivors were severely chilled, rewarming was attempted by various means. In another series of experiments, the subjects were kept naked outdoors for many hours at temperatures below freezing. The victims screamed with pain as parts of their bodies froze. The defendants Karl Brandt, Handloser, Schroeder, Gebhardt, Rudolf Brandt, Mrugowsky,

Poppendick, Sievers, Becker-Freyseng, and Wultz are charged with special responsibility for and participation in these crimes.

(G) *Malaria Experiments.* From about February 1942 to about April 1945 experiments were conducted at the Dachau concentration camp in order to investigate immunization for and treatment of malaria. Healthy concentration-camp inmates were infected by mosquitoes or by injections of extracts of the mucous glands of mosquitoes. After having contracted malaria the subjects were treated with various drugs to test their relative efficacy. Over 1,000 involuntary subjects were used in these experiments. Many of the victims died and others suffered severe pain and permanent disability. The defendants Karl Brandt, Handloser, Rostock, Gebhardt, Blome, Rudolf Brandt, Mrugowsky, Poppendick, and Sievers are charged with special responsibility for and participation in these crimes.

(D) *Lost (Mustard) Gas Experiments.* At various times between September 1939 and April 1945 experiments were conducted at Sachsenhausen, Natzweiler, and other concentration camps for the benefit of the German Armed Forces to investigate the most effective treatment of wounds caused by Lost gas. Lost is a poison gas which is commonly known as mustard gas. Wounds deliberately inflicted on the subjects were infected with Lost. Some of the subjects died as a result of these experiments and others suffered intense pain and injury. The defendants Karl Brandt, Handloser, Blome, Rostock, Gebhardt, Rudolf Brandt, and Sievers are charged with special responsibility for and participation in these crimes.

(E) *Sulfanilamide Experiments.* From about July 1942 to about September 1943 experiments to investigate the effectiveness of sulfanilamide were conducted at the Ravensbrueck concentration camp for the benefit of the German Armed Forces. Wounds deliberately inflicted on the experimental subjects were infected with bacteria such as streptococcus, gas gangrene, and tetanus. Circulation of blood was interrupted by tying off blood vessels at both ends of the wound to create a condition similar to that of a battlefield wound. Infection was aggravated by forcing wood shavings and ground glass into the wounds. The infection was treated with sulfanilamide and other drugs to determine their effectiveness. Some subjects died as a result of these experiments and others suffered serious injury and intense agony. The defendants Karl Brandt, Handloser, Rostock, Schroeder, Genzken, Gebhardt, Blome, Rudolf Brandt, Mrugowsky, Poppendick, Becker-Freyseng, Oberheuser, and Fischer are charged with special responsibility for and participation in these crimes.

(F) *Bone, Muscle, and Nerve Regeneration and Bone Transplantation Experiments.* From about September 1942 to about December 1943 experiments were conducted at the Ravensbrueck concentration camp, for the benefit of the German Armed Forces, to study bone,

muscle, and nerve regeneration, and bone transplantation from one person to another. Sections of bones, muscles, and nerves were removed from the subjects. As a result of these operations, many victims suffered intense agony, mutilation, and permanent disability. The defendants Karl Brandt, Handloser, Rostock, Gebhardt, Rudolf Brandt, Oberheuser, and Fischer are charged with special responsibility for and participation in these crimes.

(G) *Sea-water Experiments.* From about July 1944 to about September 1944 experiments were conducted at the Dachau concentration camp, for the benefit of the German Air Force and Navy, to study various methods of making sea water drinkable. The subjects were deprived of all food and given only chemically processed sea water. Such experiments caused great pain and suffering and resulted in serious bodily injury to the victims. The defendants Karl Brandt, Handloser, Rostock, Schroeder, Gebhardt, Rudolf Brandt, Mrugowsky, Poppendick, Sievers, Becker-Freyseng, Schaefer, and Beiglboeck are charged with special responsibility for and participation in these crimes.

(H) *Epidemic Jaundice Experiments.* From about June 1943 to about January 1945 experiments were conducted at the Sachsenhausen and Natzweiler concentration camps, for the benefit of the German Armed Forces, to investigate the causes of, and inoculations against, epidemic jaundice. Experimental subjects were deliberately infected with epidemic jaundice, some of whom died as a result, and others were caused great pain and suffering. The defendants Karl Brandt, Handloser, Rostock, Schroeder, Gebhardt, Rudolf Brandt, Mrugowsky, Poppendick, Sievers, Rose, and Becker-Freyseng are charged with special responsibility for and participation in these crimes.

(I) *Sterilization Experiments.* From about March 1941 to about January 1945 sterilization experiments were conducted at the Auschwitz and Ravensbrueck concentration camps, and other places. The purpose of these experiments was to develop a method of sterilization which would be suitable for sterilizing millions of people with a minimum of time and effort. These experiments were conducted by means of X-ray, surgery, and various drugs. Thousands of victims were sterilized and thereby suffered great mental and physical anguish. The defendants Karl Brandt, Gebhardt, Rudolf Brandt, Mrugowsky, Poppendick, Brack, Pokorny, and Oberheuser are charged with special responsibility for and participation in these crimes.

(J) *Spotted Fever (Fleckfieber)* Experiments.* From about December 1941 to about February 1945 experiments were conducted at the Buchenwald and Natzweiler concentration camps, for the benefit

*It was definitely ascertained in the course of the proceedings, by both prosecution and defense, that the correct translation of "Fleckfieber" is typhus. A finding to this effect is contained in the judgment. A similar initial inadequate translation occurred in the case of "typhus" and "paratyphus" which should be rendered as typhoid and paratyphoid.

of the German Armed Forces, to investigate the effectiveness of spotted fever and other vaccines. At Buchenwald numerous healthy inmates were deliberately infected with spotted fever virus in order to keep the virus alive; over 90 percent of the victims died as a result. Other healthy inmates were used to determine the effectiveness of different spotted fever vaccines and of various chemical substances. In the course of these experiments 75 percent of the selected number of inmates were vaccinated with one of the vaccines or nourished with one of the chemical substances and, after a period of 3 to 4 weeks, were infected with spotted fever germs. The remaining 25 percent were infected without any previous protection in order to compare the effectiveness of the vaccines and the chemical substances. As a result, hundreds of the persons experimented upon died. Experiments with yellow fever, smallpox, typhus, paratyphus* A and B, cholera, and diphtheria were also conducted. Similar experiments with like results were conducted at Natzweiler concentration camp. The defendants Karl Brandt, Handloser, Rostock, Schroeder, Genzken, Gebhardt, Rudolf Brandt, Mrugowsky, Poppendick, Sievers, Rose, Becker-Freyse, and Hoven are charged with special responsibility for and participation in these crimes.

(K) *Experiments with Poison.* In or about December 1943, and in or about October 1944, experiments were conducted at the Buchenwald concentration camp to investigate the effect of various poisons upon human beings. The poisons were secretly administered to experimental subjects in their food. The victims died as a result of the poison or were killed immediately in order to permit autopsies. In or about September 1944 experimental subjects were shot with poison bullets and suffered torture and death. The defendants Genzken, Gebhardt, Mrugowsky, and Poppendick are charged with special responsibility for and participation in these crimes.

(L) *Incendiary Bomb Experiments.* From about November 1943 to about January 1944 experiments were conducted at the Buchenwald concentration camp to test the effect of various pharmaceutical preparations on phosphorous burns. These burns were inflicted on experimental subjects with phosphorous matter taken from incendiary bombs, and caused severe pain, suffering, and serious bodily injury. The defendants Genzken, Gebhardt, Mrugowsky, and Poppendick are charged with special responsibility for and participation in these crimes.

7. Between June 1943 and September 1944 the defendants Rudolf Brandt and Sievers unlawfully, willfully, and knowingly committed war crimes, as defined by Article II of Control Council Law No. 10, in that they were principals in, accessories to, ordered, abetted, took a consenting part in, and were connected with plans and enterprises involving the murder of civilians and members of the armed forces of

*1214.

nations then at war with the German Reich and who were in the custody of the German Reich in exercise of belligerent control. One hundred twelve Jews were selected for the purpose of completing a skeleton collection for the Reich University of Strasbourg. Their photographs and anthropological measurements were taken. Then they were killed. Thereafter, comparison tests, anatomical research, studies regarding race, pathological features of the body, form and size of the brain, and other tests, were made. The bodies were sent to Strasbourg and defleshed.

8. Between May 1942 and January 1944* the defendants Blome and Rudolf Brandt unlawfully, willfully, and knowingly committed war crimes, as defined by Article II of Control Council Law No. 10, in that they were principals in, accessories to, ordered, abetted, took a consenting part in, and were connected with plans and enterprises involving the murder and mistreatment of tens of thousands of Polish nationals who were civilians and members of the armed forces of a nation then at war with the German Reich and who were in the custody of the German Reich in exercise of belligerent control. These people were alleged to be infected with incurable tuberculosis. On the ground of insuring the health and welfare of Germans in Poland, many tubercular Poles were ruthlessly exterminated while others were isolated in death camps with inadequate medical facilities.

9. Between September 1939 and April 1945 the defendants Karl Brandt, Blome, Brack, and Hoven unlawfully, willfully, and knowingly committed war crimes, as defined by Article II of Control Council Law No. 10, in that they were principals in, accessories to, ordered, abetted, took a consenting part in, and were connected with plans and enterprises involving the execution of the so-called "euthanasia" program of the German Reich in the course of which the defendants herein murdered hundreds of thousands of human beings, including nationals of German-occupied countries. This program involved the systematic and secret execution of the aged, insane, incurably ill, of deformed children, and other persons, by gas, lethal injections, and diverse other means in nursing homes, hospitals, and asylums. Such persons were regarded as "useless eaters" and a burden to the German war machine. The relatives of these victims were informed that they died from natural causes, such as heart failure. German doctors involved in the "euthanasia" program were also sent to Eastern occupied countries to assist in the mass extermination of Jews.

10. The said war crimes constitute violations of international conventions, particularly of Articles 4, 5, 6, 7, and 46 of the Hague Regulations, 1907, and of Articles 2, 3, and 4 of the Prisoner-of-War Con-

*Indictment originally read "January 1943" but was amended by a motion filed with the Secretary General. See Arraignment, p. 12.

	LINDNER Georg Kurt	14.8 1921	24.10.46	PWE 29 Dachau
	LINKE Max	6.9.1893	"	" " "
	LISSNER Johannes	18.9.1899	"	" " "
1.	LAMB Richard	6.7.1907	"	" " "
2.	LEHNERT Josef Paul	28.2.1892	"	" " "
173.	LEIPOLD Paul	16.1.1919	"	" " "
174.	LENHART Leopold	19.7.1894	"	" " "
175.	LESCH Johannes	13.6.1914	"	" " "
176.	LEXOW Ewald	23.5.1910	"	" " "
177.	LICHTFUSS Alfred	3.4.1913	"	" " "
178.	MILDNER Dr. Rodolph	---	"	<i>unknown</i> nieznane
179.	MUENCH Dr.	---	"	PWE 29 Dachau
180.	MEDEFIND ADOLF	27.1.1908	"	" " "
181.	PLÄGGE Ludwig	13.6.1910	"	Ludwigsburg
181.	PFÄFFENHOFEN-CHEDOWSKA Julianne	1898	"	PWE 29 Dachau
182.	PAGGEN GOTTFRIED		"	" " "
183.	RICHTER Johannes Oskar	24.6.1902	11.10.46	Camp Oberyr SEI
184.	SIX Dr. Franz Alfred	---	5. 7.46	PWE 29 Dacha
185.	SEUFERT Karl	1.11.1913	16.10.46	" " "
186.	SOMMER Karl	12.10.1907	"	
187.	SCHAEFER Heinrich	12. 6.1891	26.9.46	78 Zuffenhau se
188.	SCHWEDA BARTHOLOMEUS	11.2. 1904	21.10.46	PWE 29 Dacha
189.	WITTIG Karl	3.2. 1907	11.10.46	78 Zuffenhau ge
190.	WALDHAUSEN Wolf	--	16.10.46	SCHWALBACH Steinweg 22.
191.	WARCHOMD Jan	--	31.10.46	CIE.29 Dacha
192.	ZOTIN Michael	29.9.1903	22.10.46	PWE 29 Dacha

WANTED REPORT

File Number 421

SEX

(M) (F)

Ring applicable

Surname: BTNCH Dr.

First names: _____

Aliases: _____

Civil Occupation: Dr. med.

Nationality: Polish

PHOTOGRAPH

Do not write in shaded portions

DATE OF BIRTH (3)	PLACE OF BIRTH (3a)	WEIGHT (3b)	HEIGHT (4)																																																																																																																																																
<table border="1"> <tr> <td rowspan="2">HAIR (5)</td> <td>BLACK 1</td> <td>DARK BROWN 2</td> <td>BROWN 3</td> <td>FAIR 4</td> <td>AUBURN 5</td> <td>GREY 6</td> </tr> <tr> <td colspan="6">RING NUMBERS APPLICABLE</td> </tr> <tr> <td rowspan="2">EYES (6)</td> <td>BLUE 1</td> <td>BROWN 2</td> <td>HAZEL 3</td> <td>GREY 4</td> <td>GREEN 5</td> <td>SOUND 6</td> </tr> <tr> <td colspan="6">RING NUMBERS APPLICABLE</td> </tr> <tr> <td rowspan="2">COMPLEXION (7)</td> <td>DARK 1</td> <td>2</td> <td>FRESH 3</td> <td>PALE 4</td> <td>RUDDY 5</td> <td>SALLOW 6</td> </tr> <tr> <td colspan="6">RING NUMBERS APPLICABLE</td> </tr> <tr> <td rowspan="12">CHARACTERISTICS (8)</td> <td colspan="6">FEET</td> <td>LEGS</td> </tr> <tr> <td>LEFT DEFORMED 1</td> <td>LEFT MISSING 2</td> <td>RIGHT DEFORMED 3</td> <td>RIGHT MISSING 4</td> <td>BOW BANDY 5</td> <td>LEFT DEFORMED 6</td> </tr> <tr> <td colspan="6">LEGS</td> <td>BACK</td> </tr> <tr> <td>LEFT LIMP 7</td> <td>LEFT MISSING 8</td> <td>RIGHT DEFORMED 9</td> <td>RIGHT LIMP 10</td> <td>RIGHT MISSING 11</td> <td>HUMPED 12</td> </tr> <tr> <td colspan="2">NECK</td> <td colspan="2">CHIN</td> <td colspan="2">LIPS</td> <td>TEETH</td> </tr> <tr> <td>DEFORMED 1</td> <td>SCARS 2</td> <td>DIMPLE 3</td> <td>HARE 4</td> <td>SCARS ETC 5</td> <td>BROKEN 6</td> </tr> <tr> <td colspan="2">TEETH</td> <td colspan="5">EARS</td> </tr> <tr> <td>DECAYED 7</td> <td>FALSE 8</td> <td>GOLD FILLED 9</td> <td>MISSING 10</td> <td>LEFT DEFORMED MISSING 11</td> <td>RIGHT DEFORMED MISSING 12</td> </tr> <tr> <td colspan="3">NOSE</td> <td colspan="4">ARMS</td> </tr> <tr> <td>CROOKED 1</td> <td>HOOKED 2</td> <td>SCARS ETC 3</td> <td>LEFT DEFORMED 4</td> <td>LEFT MISSING 5</td> <td>RIGHT DEFORMED 6</td> </tr> <tr> <td colspan="3">ARMS</td> <td colspan="4">HANDS</td> </tr> <tr> <td>RIGHT MISSING 7</td> <td>LEFT DEFORMED 8</td> <td>LEFT MISSING 9</td> <td>RIGHT DEFORMED 10</td> <td>RIGHT MISSING 11</td> <td>LEFT HANDED 12</td> </tr> <tr> <td colspan="3">FINGERS</td> <td colspan="4">THUMBS</td> </tr> <tr> <td>LEFT DEFORMED 1</td> <td>LEFT MISSING 2</td> <td>RIGHT DEFORMED 3</td> <td>RIGHT MISSING 4</td> <td>LEFT DEFORMED MISSING 5</td> <td>RIGHT DEFORMED MISSING 6</td> </tr> <tr> <td colspan="2">DEAF</td> <td colspan="2">BUMB</td> <td colspan="2">SPEECH</td> <td>BUILD</td> </tr> <tr> <td>7</td> <td>8</td> <td>IMPEDIMENT 9</td> <td>CORPULENT 10</td> <td>BODY 11</td> <td>ARMS HANDS 12</td> </tr> </table>				HAIR (5)	BLACK 1	DARK BROWN 2	BROWN 3	FAIR 4	AUBURN 5	GREY 6	RING NUMBERS APPLICABLE						EYES (6)	BLUE 1	BROWN 2	HAZEL 3	GREY 4	GREEN 5	SOUND 6	RING NUMBERS APPLICABLE						COMPLEXION (7)	DARK 1	2	FRESH 3	PALE 4	RUDDY 5	SALLOW 6	RING NUMBERS APPLICABLE						CHARACTERISTICS (8)	FEET						LEGS	LEFT DEFORMED 1	LEFT MISSING 2	RIGHT DEFORMED 3	RIGHT MISSING 4	BOW BANDY 5	LEFT DEFORMED 6	LEGS						BACK	LEFT LIMP 7	LEFT MISSING 8	RIGHT DEFORMED 9	RIGHT LIMP 10	RIGHT MISSING 11	HUMPED 12	NECK		CHIN		LIPS		TEETH	DEFORMED 1	SCARS 2	DIMPLE 3	HARE 4	SCARS ETC 5	BROKEN 6	TEETH		EARS					DECAYED 7	FALSE 8	GOLD FILLED 9	MISSING 10	LEFT DEFORMED MISSING 11	RIGHT DEFORMED MISSING 12	NOSE			ARMS				CROOKED 1	HOOKED 2	SCARS ETC 3	LEFT DEFORMED 4	LEFT MISSING 5	RIGHT DEFORMED 6	ARMS			HANDS				RIGHT MISSING 7	LEFT DEFORMED 8	LEFT MISSING 9	RIGHT DEFORMED 10	RIGHT MISSING 11	LEFT HANDED 12	FINGERS			THUMBS				LEFT DEFORMED 1	LEFT MISSING 2	RIGHT DEFORMED 3	RIGHT MISSING 4	LEFT DEFORMED MISSING 5	RIGHT DEFORMED MISSING 6	DEAF		BUMB		SPEECH		BUILD	7	8	IMPEDIMENT 9	CORPULENT 10	BODY 11	ARMS HANDS 12
HAIR (5)	BLACK 1	DARK BROWN 2	BROWN 3		FAIR 4	AUBURN 5	GREY 6																																																																																																																																												
	RING NUMBERS APPLICABLE																																																																																																																																																		
EYES (6)	BLUE 1	BROWN 2	HAZEL 3	GREY 4	GREEN 5	SOUND 6																																																																																																																																													
	RING NUMBERS APPLICABLE																																																																																																																																																		
COMPLEXION (7)	DARK 1	2	FRESH 3	PALE 4	RUDDY 5	SALLOW 6																																																																																																																																													
	RING NUMBERS APPLICABLE																																																																																																																																																		
CHARACTERISTICS (8)	FEET						LEGS																																																																																																																																												
	LEFT DEFORMED 1	LEFT MISSING 2	RIGHT DEFORMED 3	RIGHT MISSING 4	BOW BANDY 5	LEFT DEFORMED 6																																																																																																																																													
	LEGS						BACK																																																																																																																																												
	LEFT LIMP 7	LEFT MISSING 8	RIGHT DEFORMED 9	RIGHT LIMP 10	RIGHT MISSING 11	HUMPED 12																																																																																																																																													
	NECK		CHIN		LIPS		TEETH																																																																																																																																												
	DEFORMED 1	SCARS 2	DIMPLE 3	HARE 4	SCARS ETC 5	BROKEN 6																																																																																																																																													
	TEETH		EARS																																																																																																																																																
	DECAYED 7	FALSE 8	GOLD FILLED 9	MISSING 10	LEFT DEFORMED MISSING 11	RIGHT DEFORMED MISSING 12																																																																																																																																													
	NOSE			ARMS																																																																																																																																															
	CROOKED 1	HOOKED 2	SCARS ETC 3	LEFT DEFORMED 4	LEFT MISSING 5	RIGHT DEFORMED 6																																																																																																																																													
	ARMS			HANDS																																																																																																																																															
	RIGHT MISSING 7	LEFT DEFORMED 8	LEFT MISSING 9	RIGHT DEFORMED 10	RIGHT MISSING 11	LEFT HANDED 12																																																																																																																																													
FINGERS			THUMBS																																																																																																																																																
LEFT DEFORMED 1	LEFT MISSING 2	RIGHT DEFORMED 3	RIGHT MISSING 4	LEFT DEFORMED MISSING 5	RIGHT DEFORMED MISSING 6																																																																																																																																														
DEAF		BUMB		SPEECH		BUILD																																																																																																																																													
7	8	IMPEDIMENT 9	CORPULENT 10	BODY 11	ARMS HANDS 12																																																																																																																																														

State which finger by writing in the space the number of the finger using No 1 for the index finger.

PARTICULARS OF CRIME OR REASON FOR WHICH WANTED

Include names and addresses of witnesses and other sources of information. Where crime is committed against members of Armed Forces, give victim's unit, full name, and service number. Attach separate sheets if necessary. If wanted for crimes committed in more than one locality, give particulars of each crime separately. Include details of rank, unit, etc. of wanted person, if it differs from that shown in columns 13 to 19.

- 1.) Subject is responsible for barbarous medical experiments on women, Polish citizens, in Concentration-Camp AUSCHWITZ Oswiecim (Poland) Medical-Service.
- 2.) Above facts are proved by many written statements of witnesses.
- 3.) Subject's present whereabouts are unknown, he is supposed to be in MUNICH.

vention (Geneva, 1929), the laws and customs of war, the general principles of criminal law as derived from the criminal laws of all civilized nations, the internal penal laws of the countries in which such crimes were committed, and of Article II of Control Council Law No. 10.

COUNT THREE—CRIMES AGAINST HUMANITY

11. Between September 1939 and April 1945 all of the defendants herein unlawfully, willfully, and knowingly committed crimes against humanity, as defined by Article II of Control Council Law No. 10, in that they were principals in, accessories to, ordered, abetted, took a consenting part in, and were connected with plans and enterprises involving medical experiments, without the subjects' consent, upon German civilians and nationals of other countries, in the course of which experiments the defendants committed murders, brutalities, cruelties, tortures, atrocities, and other inhuman acts. The particulars concerning such experiments are set forth in paragraph 6 of count two of this indictment and are incorporated herein by reference.

12. Between June 1943 and September 1944 the defendants Rudolf Brandt and Sievers unlawfully, willfully, and knowingly committed crimes against humanity, as defined by Article II of Control Council Law No. 10, in that they were principals in, accessories to, ordered, abetted, took a consenting part in, and were connected with plans and enterprises involving the murder of German civilians and nationals of other countries. The particulars concerning such murders are set forth in paragraph 7 of count two of this indictment and are incorporated herein by reference.

13. Between May 1942 and January 1944 * the defendants Blome and Rudolf Brandt unlawfully, willfully, and knowingly committed crimes against humanity, as defined by Article II of Control Council Law No. 10, in that they were principals in, accessories to, ordered, abetted, took a consenting part in, and were connected with plans and enterprises involving the murder and mistreatment of tens of thousands of Polish nationals. The particulars concerning such murder and inhuman treatment are set forth in paragraph 8 of count two of this indictment and are incorporated herein by reference.

14. Between September 1939 and April 1945 the defendants Karl Brandt, Blome, Brack, and Hoven unlawfully, willfully, and knowingly committed crimes against humanity, as defined by Article II of Control Council Law No. 10, in that they were principals in, accessories to, ordered, abetted, took a consenting part in, and were connected with plans and enterprises involving the execution of the so-called "euthanasia" program of the German Reich, in the course of

which the defendants herein murdered hundreds of thousands of human beings, including German civilians, as well as civilians of other nations. The particulars concerning such murders are set forth in paragraph 9 of count two of this indictment and are incorporated herein by reference.

15. The said crimes against humanity constitute violations of international conventions, including Article 46 of the Hague Regulations, 1907, the laws and customs of war, the general principles of criminal law as derived from the criminal laws of all civilized nations, the internal penal laws of the countries in which such crimes were committed, and of Article II of Control Council Law No. 10.

COUNT FOUR—MEMBERSHIP IN CRIMINAL ORGANIZATION

16. The defendants Karl Brandt, Genzken, Gebhardt, Rudolf Brandt, Mrugowsky, Poppendick, Sievers, Brack, Hoven, and Fischer are guilty of membership in an organization declared to be criminal by the International Military Tribunal in Case No. 1, in that each of the said defendants was a member of the SCHUTZSTAFFELN DER NATIONALSOZIALISTISCHEN DEUTSCHEN ARBEITER-PARTEI (commonly known as the "SS") after 1 September 1939. Such membership is in violation of paragraph I (d), Article II of Control Council Law No. 10.

Wherefore, this indictment is filed with the Secretary General of the Military Tribunals and the charges herein made against the above-named defendants are hereby presented to MILITARY TRIBUNAL NO. I.

TELFORD TAYLOR
Brigadier General, USA
Chief of Counsel for War Crimes
Acting on Behalf of the United States
of America

Nuernberg, 25 October 1948

- HOES, Rudolf.
- MANDEL, Maria.
- LIEBENHESCHIEL, Arthur.
- KLOSE, Vincent.
- KIESLER, Karl.
- BILIAN, Wladimir.
- KAJERKE, Alfred.
- HAUSER, Ludwig.
- JAGUSCHOL, Albert.
- KOLSKI, Berek.
- HAUSEH, Wilhelm.

- 12. KRAKOWCZYK, Alois.
- 13. SEIDEL, Paul-Henrich.
- 14. MACURA, Karl.
- 15. SZCZUREK, Paul.
- 16. PISDULA, Martin.
- 17. SWACH, Franz.
- 18. WYIEZALEK, Emmanuel.
- 19. BEDEN, Arna.
- 20. LURDA, Margarete.
- 21. LANGENFELD, Johanna.
- 22. SPALEK, Henryk.

- 23. WIEDE, Dittreich.
- 24. WENKTELLER, Roman.
- 25. WAILL, Johannes.
- 26. SCHWANKE, Otto.
- 27. BUSCHBAUM, Friedrich.
- 28. WYLBERBERG, Chajm.
- 29. BURMEISTER, Paul-Friedrich.
- 30. BLAUFUSS, Werner.
- 31. JASINZKI, Bronislaw.
- 32. WORGUL, Emil.

LISTE D'AUSCHWITZ

Noms	Date de naissance	Noms	Date de naissance	Noms	Date de naissance
1. ALSCHER, Joseph-Martin	5-6-1894	66. GNIIECH, Friedrich	23-9-1903	131. KELLER, Johann	20-6-1907
2. ANGELI, Anton	6-2-1917	67. GOERGE, Wilhelm	13-2-1894	132. KESTERNICK, W.	25-4-1897
3. ANGERMUND, Jacob	17-3-1892	68. GRANSEE, Willy-Walter	5-6-1889	133. KETTEL, Jacob	11-5-1915
4. ANSORG, Hans-Georg	4-11-1905	69. GRATZER, E.-N.	6-12-1923	134. KIESELBACH, O.-G.	20-8-1906
5. ARNHOLD, W.-H.	10-7-1889	70. GRIESSE, Albert	5-6-1889	135. KIPRY, Gustav	18-2-1901
6. AROLD, A.-C.	4-4-1883	71. GROSS, Josef	17-11-1908	136. KLAR, Johann	6-8-1908
7. BOGER, F.-W.		72. GRUNSCHOK, H.-K.	18-8-1922	137. KLINCK, Kurt	13-8-1910
8. BLASCHZOK, Franz	6-10-1889	73. GUTMANN, M.-S.	24-12-1903	138. KLINGER, Johanna	30-5-1888
9. BRUNNER, Elmer	12-6-1907	74. GWIDZ, Peter	23-2-1910	139. KLINGNER, O.-R.	20-4-1896
10. BAIER, Ferdinand-Franz	2-11-1901	75. GAL, Michel	22-7-1902	140. KLOSE, W.-K.	24-1-1909
11. BAUES, Heinrich-Johann	22-7-1893	76. GEBHARDT, Friedrich	26-2-1889	141. KLOTZ, Gottlieb	5-10-1910
12. BAUME, Karl	25-10-1923	77. GOTTHARDT, Sophie	20-7-1912	142. KOEHLER, Adam	27-1-1906
13. BECKER, B.-H.	27-7-1900	78. HANSEN, Werner	22-11-1908	143. KOLLNER, Josef	26-2-1901
14. BECKER, Felix	8-10-1914	79. HASS, Mathias	23-12-1903	144. KOHLER, Franz	1-4-1907
15. BECKER, Johann	18-5-1911	80. HOFFMANN, Jacob	1-9-1908	145. KAISER, Otto	17-11-1890
16. BECKMANN, Heinrich	24-5-1913	81. HOFFNER, Wilhelm	30-4-1892	146. KOMAREK, Paul	11-4-1894
17. BERR, Michael-Georg	13-2-1913	82. HAGE, Kurt-Wilhi	5-8-1904	147. KONIG, Stefan	22-5-1925
18. BEISSEL, Bernard	20-7-1904	83. HAGER, Anton	20-5-1894	148. KIRSCHNER, H.	7-10-1910
19. BERNHARDT, Karl	22-8-1914	84. HARTMANN, K.-H.	17-7-1912	149. KAUFMANN, Franz	23-7-1908
20. BOGUSCH, A.-R.	5-8-1890	85. HARSTEIN, Felix	25-6-1902	150. KRILLECKE, Josef	27-9-1903
21. BOHM, Joseph	20-8-1921	86. HASELOCH, Ernst	20-6-1901	151. KUBASAK, Johann	31-12-1909
22. BOREL, Stefan	17-16-1923	87. HAEFNER, Josef	9-10-1925	152. KRAEGERBRINK, E.	30-3-1888
23. BRAUN, Wilhelm-Karl	17-6-1903	88. HEIM, Jakob	11-5-1913	153. KRENEMANN, Josef	26-6-1912
24. BREITWIESER, A.	21-7-1910	89. HEINDORF, Willi	26-5-1904	154. KRAUS, Franz-Xaver	27-9-1903
25. BRYLKA, Franz	8-5-1886	90. HEINRICH, A.-H.	15-1-1896	155. KREILACH, Peter	15-2-1909
26. BUCH, H.-B.	30-12-1896	91. HERMANN, Josef	4-7-1923	156. KREITH, Oswin	16-11-1894
27. BUCHHOLZ, Rudolf	10-6-1916	92. HLADJIK, Michael	15-9-1910	157. KREUSER, Josef	20-9-1901
28. BUELOW, Alexander	28-4-1906	93. HOECKER, Georg	28-3-1917	158. KROEGER, Emil	31-7-1904
29. BUEGELSTEIBER, Hans	19-4-1900	94. HODINA, Ludwig	14-2-1914	159. KUEHL, Max-Johannes	4-11-1881
30. BULIK, A.-F.-K.	28-3-1898	95. HOEPER, H.-H.	18-4-1904	160. KUEHN, Heinrich	16-12-1909
31. BAUDER, Philipp	10-9-1911	96. HORWAT, Stefan	20-2-1908	161. KUEHNAST, O.-W.	11-12-1923
32. BIERNAT, W.-W.	28-3-1930	97. HUFNAGL, Stefan	26-7-1895	162. KUNTKE, Georg	22-2-1899
33. BISTRITZ, Koloman	2-4-1903	98. HEINRICH, K.-W.-F.	7-12-1900	163. KUNZELMANN, E.-A.	15-5-1921
34. CLAUBERG, D' Karl		99. HEISER, Frantz	22-9-1908	164. KUPPER, Michael	23-10-1913
35. CHRISTEL, Friedrich	8-2-1914	100. HENNES, Josef	15-3-1890	165. KURZ, Ernst	26-7-1921
36. CZYZC, Leopold	3-5-1912	101. HENNING, Johann	23-9-1910	166. KUEHNE, Friedrich	15-11-1912
37. DANZ, Luise		102. HERKLOTZ, P.-B.	23-6-1905	167. LIGON, Alfred	15-12-1922
38. DINGES, Erich-Adam	20-11-1911	103. HERMS, Jounl-Peter	19-8-1903	168. LINDER, Martin	16-10-1903
39. DUPPEL, Heinz-Otto	10-9-1923	104. HIERER, W.-O.	28-5-1895	169. LINDNER, G.-K.	14-8-1921
40. DARIILLON, Johann	30-12-1892	105. HIESEL, Nikoly	5-12-1894	170. LINKE, Max	6-9-1893
41. DACHMANN, Hermann	10-6-1908	106. HILISCHER, Karl	12-6-1892	171. LISSNER, Johannes	18-9-1899
42. DANNWOLF, K.-H.	16-10-1885	107. HILSE, Slegfried	22-4-1915	172. LAMB, Richard	6-7-1907
43. DEHMANN, Johann	27-11-1892	108. HULLER, Johann	1-8-1921	173. LEHNERT, Josef-Paul	28-2-1892
44. DENK, Karl	17-2-1925	109. ISSLER, Traugott	31-5-1904	174. LEIPOLD, Paul	16-1-1919
45. DENZIGER, Konrad, st.	20-3-1924	110. JOSTEN, Heinrich	11-12-1904	175. LENHART, Leopold	19-7-1894
46. DURKOWITSCH, A.	20-10-1909	111. JANDL, Simon	17-4-1903	176. IESCH, Johannes	13-6-1914
47. DETTLOFF, Edmund	21-1-1907	112. JESCHKE, Karl-H.	17-8-1890	177. LEXOW, Ewald	23-5-1910
48. DJURKOWITZ, Otto	26-2-1911	113. JESSE, Michael	24-11-1904	178. LICHTFUSS, Alfred	3-4-1913
49. DORR, Eugen	18-8-1908	114. JESENSKI, Alois	20-3-1908	179. MILDNER, D' Rodolph	
50. EIDENMUELLER, F.	26-6-1912	115. JOCHUM, Hans	8-11-1908	180. MUENCH D	
51. ERMLEN, Klaus	29-5-1923	116. JORDE, Alfons	5-12-1906	181. MEDEFIND, Adolf	27-1-1908
52. EXLER, Samuel	14-10-1903	117. JAEGER, Karl	18-8-1912	182. PFAFFENHODEN'	
53. FLOHR, Martin	13-2-1908	118. KLOSE, Vincent	13-1-1890	CHEDOWSKA J.	
54. FEIGE, Karl-Gustav	3-6-1889	119. KUPIAK, Piotr-Peter	5-7-1924	184. PAGGEN GOTTFRIED.	1898
55. FISCHER, Hans-Johann	13-6-1901	120. KOLSKI, Berek	29-11-1904	184. RICHTER, J.-O.	24-6-1902
56. FITANKE, Heinrich	7-7-1900	121. KARMER, Alfred	15-6-1895	185. SIX, D' F.-A.	
57. FREITAG, H.	23-8-1909	122. KASS, Elisabeth	20-8-1927	186. SEUFERT, Karl	1-11-1913
58. FUCHS, H.-V.	16-6-1903	123. KLEIN, M.-H.	18-4-1912	187. SOMMER, Karl	12-10-1907
59. FRISCHHOLZ, Fritz	5-10-1911	124. KINSKY, Alexander		188. SCHAEFER, Heinrich	12-1-1891
60. GOEBEL D'		125. KAUP, Paul	9-4-1912	189. SCHWEDA, H.	11-2-1907
61. DGANIETZ, Paul	31-3-1904	126. KALBHEIM, P.-W.	19-4-1901	190. WITTIG, Karl	3-2-1907
62. GETZINGER, Josef	21-1-1925	127. KAPPES, Josef	25-3-1895	191. WALDHAUSEN, Wolf	
63. GIEBEL, Emil	16-12-1903	128. KAPPES, Nicolaus	15-6-1909	192. WARCHOMI, Jan	
64. GIESS, Heinrich	20-9-1904	129. KALISCH, Josef	25-3-1895	193. ZOTTIN, Michael	20-9-1903
65. GLATTER, Rudolf	26-9-1910	130. KAROSCHKA, Victor			

WANTED BY (COUNTRY)	Poland		(14)
OCCUPATION	STATE SERVICE AND BRANCH OR WHETHER CIVILIAN		(15)
	Medical-Service at CC.Auschwitz		(15)
	DETAILS OF DIVISION, SHIP, ETC. OR CIVILIAN EMPLOYMENT		(16)
	DETAILS OF REGIMENT		(17)
RANK			(18)
DEPARTMENT PROVINCE	COUNTRY Poland	(19)	DATE OF CRIME 1942-45 (20)
TOWN CRIME COMMITTED IN	(21) AUSCHWITZ (Oswiecim) Poland		
NAME AND RANK OF PERSON COMPLETING FORM Urbanowicz Wieslaw 1st Lt.			
ORGANIZATION Polish War Crimes Liaison Detachment			
ADDRESS War Crimes Group APO 633 US Army			
FOR USE AT CENTRAL REGISTRY			
SEARCH MADE IN C.R. ON		BY	
RESULT			
SENDER NOTIFIED ON		BY	
PARTICULARS CIRCULATED TO FOLLOWING ON			

V | R | F | C | L | N° 100 501

COMITATO INTERNAZIONALE
DELLA CROCE ROSSA
GENOVA

RICHIESTA DI TITOLO DI VIAGGIO

Data della domanda: 16 maggio 1949

Cognome (Nome di famiglia): GREGOR
(Per le Signore cognome del marito)

Nome: HELMUT S. M.
(maschio - femminile)

Data di nascita: 6 agosto 1911
giorno mese anno

Luogo di nascita: Termeno (Alto Adige)
città provincia stato

Padre: N N
Cognome Nome

Madre: fu Pertta Gregor
Cognome di nascita Nome

Nazionalità di origine: italiana attuale: germanica p. opzione.
da indicare sul Titolo di viaggio

Professione: tecnico-meccanico Religione: catolica

Stato di famiglia: celibe
celibe sposato | indicare nome del coniugato vedovo

Indirizzo a Genova: Via Vincenzo Iccol, 3 Termeno
" fuori Genova Via Montello, 22

Bambini di meno di 14 anni che accompagnano il postulante: _____
(Nome, cognome e data di nascita)

Il richiedente è stato o è: prigioniero di guerra - internato - deportato
~~prigioniero civile~~ ~~profugato~~ (Cancellare quello che non conviene)
A _____ date: _____

Desidera recarsi in: Argentina

Firma personale del richiedente
(Nel firmare la presente richiesta il richiedente dichiara di non aver ottenuto altro titolo di viaggio dalla Croce Rossa Internazionale)
Gregor Helmut

TESTIMONIANZA FORNITA


Identità: carta d'identità rilasciata dal Comune di Teramo N° II4
(Documenti personali presentati) del 11/4/1948

- Certificato di residenza rilasciato dal Comune di Termini risultante
la residenza in Italia dal 1944

- Libero sbarco Espr. 2117-13/48 permesso P.1588 rilasciato dalla Repubblica
Argentina in data 7/9/1948

Emigrazione: per Argentina (~~Green Pass~~) in proprio - Passaggio prenotato
(Indicare se avverrà tramite un Comitato responsabile. Designazione dell'Autorità. Num. di registrazione)
sulla m/n "NORTH KING" della Compagnia Transatlantica - partenza 25/5/49

o privatamente (Indicare promesse di visto ottenute):



Impronta digitale
(pollice destro)

CONNOTATI

Capelli: castani

Occhi: castani

Naso: regolare

Segni particolari: nessuno



Visto per l'autenticità delle dichiarazioni, fotografia, firma e im-
pronta digitale del Sig. GREGOR HELGUT

Firma e timbro dell'Autorità: _____

Luogo e data: _____

(Gregor apporre il timbro anche sulla fotografia)

Carta 10.100 bis N. 100501 Validità un anno

Concessa a Genova il 18/8/1949

Consegnata a _____ il _____

Firma del richiedente →

INTERNATIONAL COMMITTEE
OF THE RED CROSS
GENOA

Application for travel document

date of the request 16 May 1949

Surname (Family name): GREGOR
(For married women, the husband's surname) Maiden name

First name: HELMUT Sex M.
(male - female)

Date of birth: 6 August 1911
day month year

Place of birth: Termeno (Alto Adige)
city province country

Father: Not known
Surname First name

Mother: the late BERTA GREGOR
Surname at birth First name

Original nationality: Italian Current nationality: German by choice
to be indicated on the travel document

Profession: technical-mechanic Religion: Catholic

Marital status: unmarried
unmarried married - give spouse's name widowed

Address in Genoa: Via Vincenzo Ricci, 3 Termeno

Address outside Genoa: Via Montello, 22

Children less than 14 years of age who are accompanying the applicant
(First name, surname, date of birth)

The applicant has been or is: ~~a prisoner of war~~ - ~~interned~~ - ~~deported~~ (cross out what does not apply)

At: _____ Date: _____

He wants to go to: Argentina

Signature of the applicant

(In signing the present application the applicant states that he has not received any other travel document from the International Red Cross)

[signed] GREGOR HELMUT

TESTIMONY SUPPLIED

Identification: Identification card issued by the Commune of Termeno, No. 114
(Personal documents presented) of 11 April 1948

- Certificate of residence issued by the Commune of Termini (sic) as a result
of residence in Italy since 1944

- Free passage Espr. 2117-13/48, permit P. 1588 issued by the Republic
of Argentina dated 7 September 1948.

Emigration: to Argentina of his own, Passage booked on the ship "NORTH KING"
(Indicate if it will take place under the auspices of a responsible
Committee. Designation of the Authority. Registration number)

of the Transatlantic Company, departing 25 May 1949

or privately (indicate promises of visa obtained):



Fingerprint
(right thumb)

DESCRIPTION

Hair: brown

Eyes: brown

Nose: regular

Distinguishing features: none



Certification of the authenticity of the statements, photograph, signature
and fingerprint of Mr. GREGOR HELMUT

Signature and stamp of the Authority: _____

Place and date: _____
(please stamp the photograph also)

Card 10,100 bis No. 100501 Validity: one year

Issued at Genoa on 18 August 1949

Delivered at " on "

Signature of the applicant

LIST OF POTENTIAL WITNESSES (DECEASED)

<u>Name</u>	<u>Unit/Location</u>
Abarr, Robert G.	7763 WCIT, Salzburg
Bartlo, Dewey	6834 WCIT
Bradley, Warren F.	Mil Gov Det, Gunzburg
Brardt, William	430 CIC
Breekinridge, Joseph C.	12A Gp, Ch WC Br, JAG
Burnette, Carlton G.	302 FA Bn, Btry A
Carroll, Bailey K.	302 FA Bn, Btry A
Castello, William	970 CIC
Clinkscales, William C.	302 FA Bn, Btry A
Coleman, Daniel W.	302 FA Bn, Btry A
Collins, Callis A.	302 FA Bn, Btry A
Commore, Dominic	302 FA Bn, Btry A
David, James H.	302 FA Bn, Btry A
Dreibelbis, Leon E.	970 CIC
Earnest, Charles M.	302 FA Bn, Btry A
Ehrnman, Richard L.	970 CIC
Emanuel, James H.	302 FA Bn, Btry A
Ettinger, Fritz	430 CIC
Gann, Cecil A.	302 FA Bn, Btry A
Garrison, John O.	970 CIC
Gold, Howard E.	302 FA Bn, Btry A
Golden, Ellington D.	970 CIC
Gros, Charles G.	970 CIC
Gros, Charles J.	970 CIC
Gwynne, John E.	970 CIC
Haaland, Vincent S.	6834 WCIT
Harness, Brewster C.	970: CIC
Hicks, Fred C.	7756 WCIT, Austria; from 6829
Hiers, Johnnie M.	74 Cons Squad, Troop A
Hohl, R.S.	Mil Gov Det, Gunzburg
Holmes, George G.	302 FA Bn, Btry A
Jones, John D.	302 FA Bn, Btry A
Keesee, Robert A.	6834 WCIT
Kugelmann, Kurt	
Lang, Frank J.	302 FA Bn, Btry A
Leahy, Thomas J.	302 FA Bn, Btry A
Lee, Cornelius G.	970 CIC
Lewis, Wofford E.	7763 WCIT, Salzburg
Ludecke, Fred W.	USFET WC Br
Lundquist, Carl E.	14 Inf Regt, Gunzburg
Lyon, Paul	430 CIC
McCarthy, Thomas A.	74 Cons Squad, Troop A
McCauley, Donnie W.	406 Inf
McKeown, Maurice	6834 WCIT
McQuade, John J.	74 Cons Squad, Troop C
Meaney, Rod F.	Mil Gov Ofc, Berlin
Meixner, Leo R.	970 CIC
Mickey, Robert L.	7763 WCIT, Salzburg
Miskella, John J.	302 FA Bn, Btry A

<u>Name</u>	<u>Unit/Location</u>
Mitchell, Charles R.	302 FA Bn, Btry A
Nash, Claude W.	Mil Gov Det, Gunzburg
Nowitz, Jack R.	6834 WCIT
Olson, Albert A.	430 CIC
Perea, Antonio .	302 FA Bn, Btry A
Pfaltzgraff, Harry J.	430 CIC
Pflaum, Manfred	7A JAG; WC Br
Phillips, Leonard	7756 WCIT, Austria; from 6829
Puzio, Morris L.	7756 WCIT, Austria; from 6829
Ruck, Louis B.	USFA JAG; Prosec Sect
Runge, Werner R.	302 FA Bn, Btry A
Russell, Curtis L.	302 FA Bn, Btry A
Ryan, Martin V.	7A JAG, WC Br
Salz, Louis C.	7970 CIC (formerly 970th CIC)
Sand, Paul	Mil Gov Det, Gunzburg
Santon, Henry J.	970 CIC
Saxon, Keene	7A JAG, WC Br
Schrantz, George H.	430 CIC
Silver, William W.	7763 WCIT, Salzburg
Snowden, Floyd C.	430 CIC
Surber, Merrill	Mil Gov Det, Gunzburg
Teich, Ralph G.	302 FA Bn, Btry A
Turner, William P.	970 CIC
Uhler, John J.	302 FA Bn, Btry A
Van Leeuwen, Charles	253 Inf, Germany
Vingron, Elmer	302 FA Bn, Btry A
Weishaar, William C.	Mil Gov Det, Gunzburg
White, David J.	302 FA Bn, Btry A
Whitis, William	Mil Gov Ofc, Berlin
Wilson, Oswald E.	302 FA Bn, Btry A
Witt, Robert A.	74 Cons Squad, Troop A
Woodward, John S.	Mil Gov Det, Gunzburg

LIST OF HISTORICAL WITNESSES (INTERVIEWED)

<u>Name</u>	<u>Date</u>	<u>Unit/Location</u>
Abolins, Margaret	11 Oct 85	Mil Gov Det, Guenzburg
Achhammer, Johanna	01 Oct 85	Mil Gov Det, Guenzburg
Anderson, Robert W.	21 Oct 85	Helmbrechts
Auckermann, Carl B.	01 Aug 86	400th AFAB
Awtamanow, Igor	31 Oct 85	Mil Gov Det, Guenzburg
Barrett, Brutus W.	18 Nov 85	Helmbrechts
Ben Natan, Ascher	18 Jul 85	War Crimes "Investigator"
Bichek, Steve	30 Jul 86	400th AFAB
Blair, William	31 Jul 86	400th AFAB
Bokor, Gene	12 Mar 85	Idar Oberstein
Brink, Arthur O.	21 Oct 85	Mil Gov Det, Guenzburg (LT)
Burroughs, Reginald C.	25 Apr 85	7A JAG, WC Br
Chauvin, Stanley O.	18 Nov 85	302 FA Bn, Btry A
Cohen, Henry	25 Apr 85	Mil Gov Det, Guenzburg
Dabringhaus, Erhard	15 Apr 85	CIC
Daniels, Milton	18 Jul 85	1946 Arrest
Dannimann, Dr. Franz	30 Jun 85	Former Vienna police official
Deck, H.A.	16 Apr 85	Mil Gov Det, Guenzburg
Denon, Ira	31 Jan 86	302 FA Bn, Btry A
Drob, Harald A.	14 Jan 86	302 FA Bn, Btry A
Duermayer, Dr. Heinrich	25 Jun 85	Former Vienna police official
Felion, Thomas R.	23 Oct 85	302 FA Bn, Btry A
Fowler, Sid R.	23 May 85	74 Cons Squad, Troop C (Guenzburg)
Fox, R.G.	28 May 85	British Army Intell. Corps
Friedman, Tuviah	19 Jul 85	War Crimes Investigator
Glossop, Marvon	10 Apr 85	Mil Gov Det, Gunzburg
Good, Francis, J.	21 Oct 85	76 CIC Det, Hof
Gorman, Matthew S.	23 Apr 85	Mil Gov Det, Guenzburg
Graetz, Anton	15 Mar 86	Mil Gov Det, Guenzburg
Greenstein, Eugene	30 Oct 85	302 FA Bn, Btry A
Haas, Eva	03 Mar 86	Mil Gov Det, Guenzburg
Halse, R.C.	13 May 85	Brigadier; Dir. of Army Legal Services
Hardison, Robert S.	23 Apr 85	Mil Gov Det, Guenzburg
Hardy, Roberta	15 Jul 85	Nuermberg
Harris, Frank	08 May 85	430th CIC's Vienna Sub-Detach
Heinich, Georg	31 Jul 86	400th AFAB
Holland, Alfred S.	24 Apr 85	Mil Gov Det, Guenzburg
Hollosi, Albert S.	03 Feb 86	302 FA Bn, Btry A
Ilsley, John	15 May 85	Commander, WCIT 6829
Jacobijs, Arnold J.	23 Apr 85	Mil Gov Det, Guenzburg
Kahler, Otto-Hans	22 Sep 85	No Man's Land/POW camps
Kalish, Hyman	18 Nov 85	302nd FAB
Kane, Julia	16 Mar 85	Guenzburg
Kaufman, Lee	21 Mar 85	Idar-Oberstein
Keach, Douglas	30 Jul 86	400th AFAB
Keenan, Walter J.	15 May 85	7756 WCIT, Austria
Kemp, Lawrence E.	18 Nov 85	302nd FAB
Kempthorne, Walter	13 Mar 85	Idar Oberstein

<u>Name</u>	<u>Date</u>	<u>Unit/Location</u>
Kessler, Ingeborg	30 Sep 85	Mil Gov Det, Guenzburg
Kirk, Cleveland S., Jr.	23 Oct 85	302 FA Bn, Btry A
Kress, John T.	04 Apr 85	Mil Gov Det, Guenzburg
Lambertz, Dr. Kurt	20 Nov 85	School colleague of Mengele
Langbein, Hermann	25 Jun 85	Survivor
Levey, Ralph R.	15 Apr 85	7A JAG, WC Br
Levy, Charles W.	15 Apr 85	6829 WCIT
Mahlschnee, Frank	24 Apr 85	Mil Gov Det, Guenzburg
Mant, Dr. Arthur Keith	05 Jul 85	British Med. Corp.
McCarthy, Thomas J.	15 Apr 85	405 AR FA Bn; Mil Gov Det, Guenzburg
McLean, Col. John R.	30 Jul 86	400th AFAB
Menzel, Rene E.	15 Apr 85	3A JAG
Miller, James B.	30 Jul 86	400th AFAB
Miller, Otilie	27 Jan 86	Widow of Mengele's friend
Moser, Dr. Sonny	23 Jun 85	Brother-in-law of Dr. Krell
Mushkat, Marion	18 Jul 85	Polish War Crimes Commission
Naumann, Mrs. Erich	16 Mar 86	Mil Gov Det, Guenzburg
Nightingale, Robert A.	16 May 85	Col; Brit #2 WC Inv Team & WC
Norum, Milton G.	03 Apr 85	Mil Gov Det, Guenzburg
Notz, Sofia	06 Feb 86	Schauenstein Camp
O'Bryan, Paul	10 Feb 86	POW camp, Schauenstein
Osadchuk, Dorothy W.	11 Oct 85	Mil Gov Det, Guenzburg
Parsons, Jack	25 Apr 85	Mil Gov Det, Guenzburg
Perl, Dr. Gizella	19 Jul 85	Survivor
Rapoport, Sidney	04 Aug 86	400th AFAB
Riley, Thomas W.	15 May 85	Idarober (see Schwarz, Richard)
Riwash, Josef	29 Apr 85	Central Comm for Liberated Jews
Robertson, John J.	11 Feb 86	385 Regt, Co F
Roger, Gordon E.	23 May 85	Mil Gov Det, Guenzburg
Schwarz, Richard A.	06 Mar 85	673 FA Bn
Scott, Nancy	01 May 85	Nuernberg
Simone, Victor V.	12 Aug 85	385 Regt, Co F
Spasowsky, Romuald	29 Apr 86	Polish War Crimes Commission
Stefan, Charles G.	12 Apr 85	Mil Gov Det, Guenzburg
Stephens, Donald M.	24 Apr 85	3 Mil Gov Regt
Stull, Frederick K.	20 Feb 86	385 Regt, Co F
Swindell, Philip	29 Oct 85	Mil Gov Det, Guenzburg
Taylor, Telford	16 May 85	Nuernberg
Teicholz, Bruce	20 May 85	head of DP Transit Center in Vi
Teller, Fred	20 May 85	MIS in Austria (civilian)
Teller, Gustav	29 Apr 85	970 CIC
Terstegen, Charlotte	30 Sep 85	Mil Gov Det, Guenzburg
Thuss, Enno	30 Jul 86	400th AFAB
Tuck, Alfred	24 Apr 85	US Army Transportation Service
Turner, James H.	21 Oct 85	302 FA Bn, Svc Btry
Ulmann, Dr. Fritz	27 Sep 85	POW camp colleague of Mengele
Verderber, Frank J.	18 Oct 85	385 Regt; 76th CIC Detach
Wiesenthal, Simon		
Wolfson, Dr. Manfred	11 Jul 85	Nuernberg
Wolfson, Hans	11 Jul 85	Nuernberg
Wolken, Mrs. Otto	30 Jun 85	Vienna Arrest
Yoksas, Albert C.	01 Apr 85	Mil Gov Det, Guenzburg

EXAMINATION OF THE HUMAN SKELETAL REMAINS
EXHUMED AT NOSSA SENHORA DO ROSARIO CEMETERY,
EMBU, BRAZIL

ON 6 JUNE 1985

(Medical Legal Institute, State of Sao Paulo)
(Case No. 4096-85)

21 June 1985

A Preliminary Report to Dr. Romeu Tuma, Superintendent,
Federal Police in Sao Paulo, Brazil
by Forensic Science Consultants sent by the
Simon Wiesenthal Center, Los Angeles, CA, USA
and the
United States Marshals Service, U.S. Department of Justice,
on their studies carried out between 15-21 June 1985

Page 1 of 5

116

PRELIMINARY REPORT

Based on our examination of the remains exhumed at Nossa Senhora do Rosario cemetery in Embu, Brazil, on 6 June 1935, we conclude that these remains are that of a white male who was of medium build and between 64 and 74 years of age at the time of his death. From the length of the leg bones, we calculated that his stature before death was approximately 174 centimeters. Studies of the bones of the upper extremities indicate that he was right-handed.

Pathological and radiological studies reveal an old, healed fracture of the right hip, a healed fracture at the base of the right thumb, a healing fracture of the right shoulder blade (scapula), and an old, healed injury of the right collar bone. There are arthritic changes throughout the skeleton. In addition, there is a bony defect of the left cheek bone.

Examination of the upper jaw reveals the presence of three molars containing silver amalgam fillings. The lower jaw contains seven teeth, two of which have gold veneer crowns. All missing teeth, except third molars, have been replaced with removable, partial dentures made of what appears to be chrome alloy and acrylic. In addition, there is skeletal evidence indicating that the upper central incisors were widely spaced prior to their removal.

We have reviewed medical, dental, investigative, and other biographical information on Josef Mengele provided by several governmental and private institutions and compared this data with our findings. We have also reviewed the photographic skull-face superimposition analysis and photographic comparison studies of West German forensic scientists. In addition, we have received the report of the handwriting analysis of the Questioned Document Examiners.

Based on the above, it is the opinion of the undersigned that the exhumed remains are definitely not those of Wolfgang Gerhard. It is further our opinion that this skeleton is that of Josef Mengele within a reasonable scientific certainty.

A more detailed report will be issued at a later date.

* * * * *

Consultants, Jimmy Hirschfeld et al.

John J. Fitzpatrick, M.D.
Acting Chairman, Department of Pathology
Cook County Hospital
Chicago, Illinois 60612 U.S.A.

John J. Fitzpatrick, M.D.

Leslie Lukash, M.D.
Chief Medical Examiner, Nassau County, New York
P.O. Box 160
East Meadow, New York 11554 USA

Leslie Lukash

Clyde Collins Snow, Ph.D., Diplomate A.B.F.A.
Forensic Anthropology Consultant
Oklahoma State Medical Examiner's Office
Oklahoma City, Oklahoma 73117 USA

Clyde Collins Snow

*We greatly appreciated the assistance of Eric Stover,
Staff Officer, Committee on Scientific Freedom and
Responsibility, American Association for the Advancement of
Science (AAAS), who participated as an observer for the
AAAS.

Consultants, United States Bureau of Identification
U.S. Department of Justice

Ali Z. Hameli, M.D.
Chief Medical Examiner & Director,
Forensic Sciences Laboratory
State of Delaware
200 South Adams Street
Wilmington, Delaware 19801 USA

Ali Z. Hameli, M.D.

Ellis R. Kerley, Ph.D, Diplomate A.B.F.A.
Department of Anthropology
University of Maryland
College Park, Maryland 20742 USA

Ellis R. Kerley, Ph.D.

Lowell J. Levine, D.D.S., Diplomate A.E.F.O.
Forensic Odontology Consultant
2 Rigger Court
Huntington Station, New York 11746 USA

Lowell J. Levine, D.D.S.

Various Documents Concerning
Joseph Mengele's Military Service

-From German into English-

Translated by
CRH and Associates

CRH/dm

MAY 31 1985

CERTIFICATION OF TRANSLATION

Pursuant to 28 U.S.C. § 1746, I certify under the penalty of perjury that the attached document in English, _____

Various documents concerning JOSEPH MENGELE's Military Service

is a true and accurate translation of the designated portions of pages in the attached document in German, _____

Verschiedene Unterlagen ueber JOSEF MENGELES Militaerdienst

to the best of my knowledge and belief.

Executed this 31st day

of May, 1985

Claudia R. Householder

Claudia R. Householder
Translator for German

CRH AND ASSOCIATES
Corporate Member, American Translators
Association

Name: [HWR] MENGELE JOSEF Dr.

_____ Profession Nee:

Married:

Birth Date: [HWR] 16 March 1911 Birth Place: [HWR] Guenzburg

No: 5574974 Admission: May 1937

Application for admission submitted on: [HWR] 2 July 1937

Application for re-admission submitted on: _____ Approved: _____

Resignation:

Expiration:

Expulsion:

Cancelled:

Revoked because:

Reaccepted:

Left for Wehrmacht [Armed Forces]:

Admission from

Deceased:

Remarks:

[form continued - right side]

Residence: [HWR] Paul Ehrlichstr. 30

Place: [HWR] Frankfurt Gau [Nazi Party Province]: Hessen N.

Monthly report Gau: Month Page:

Acc. to Reich Leadership from

Residence:

Ortsgruppe [Local Group]: Gau:

Monthly report Gau: Month Page:

Acc. to Reich Leadership from

Residence:

Ortsgruppe: Gau:

Monthly report Gau: Month Page:

Acc. to Reich Leadership from

Residence:

Ortsgruppe: Gau:

Monthly report Gau: Month Page:

Acc. to Reich Leadership from

Residence:

Ortsgruppe: Gau:

MENGELE JOSEF
name first name
16 March 1911 Guenzburg on the Danube
birth date birth place
Physician Catholic 2
profession religion no. of siblings
Frankfurt am Main Paul Ehrlichstr. 30

Recruitment No.

[stamped] 004845

Admitted to SS Unit

2/ K 2

Date: _____

Former formation: Stahlhelm 1931 - 1933

S.A. 1933 - 1934 W.H. [Wehrmacht Heer]: _____

R.A.D. [Reichsarbeitsdienst - National Labor
Service] _____

Height: 174 Formula: 5 - i h III V [?]

V.T. [Verfuegungstruppe - militarized formation of SS; became Waffen SS
in 1939-40] /

T.V. [Totenkopfverbaende - Death's Head Units] yes - no

Issued by Registry Office: [stamped] 30 June 1938

[entries handwritten]

Service Career

of

[HWR] MENGELE JOSEF SS So.:

Born on: [HWR] 16 March 1911 in: [HWR] Guenzburg

1	2	3	4		
Year	Day	Month	Rank	Unit	Kind of Service

Admission to the SS

Write clearly!

PERSONAL DATA

Name and first name: MENGELE JOSEF Birth date and place: 16 March 1911
Guenzburg on the Danube

If born outside the German State border, which nationality did you have: ./.

Date of naturalization in Germany according to official document: _____

Are you SS Officer [Fuehrer] as main profession: no

Rank: SS Mann [Private] SS No.: 317885 Office and Unit: SS Motorized
Company 2 / K 2

Party number and date of entrance according to Party book: 5574974

Were you or are you political leader: no

(indicate kind (e.g. local leader), time and place)

Other information: ./.

I.B. Member of the Reichstag, privy councillor, town councillor: ./.

Senator, speaker: ./.

Belonging to the peasant class, the Reich producers, the hunters, etc.: ./.

Honorary Party emblems: none

(Golden Party Badge, Gau Medal of Honor, Coburger badge, Blood Order badge, Hitler Youth Badge)

Carrier of the Chevron for Veterans: yes SS Civilian Badge No.: ./.

Height: 174.0 centimeters

Marks of distinction obtained in fighting the enemy (to be answered with Yes or No)

1. Pour le merite: no
2. Golden Prussian Cross of Military Merit: no
(highest distinction of NCO ranks)
3. Iron Cross I: no
4. Iron Cross II: no

[page 1 of form continued]

5. Iron Cross II on white ribbon: no

6. Cross of Honor for front-line fighters: no

7. Cross of Honor for participants in war: no

8. Medal for wounded: no
(indicate whether black, silver or gold)

9. Other State decorations obtained in battle: none

Olympia-badge of honor: no
(indicate class)

Foreign decorations: none

Sports badge: SA ./. Horseman ./. Reich yes DLRG (German Light
Athletics and Rowing Society) ./.
(indicate whether bronze, silver or gold)

Outstanding performance in sports: no

In possession of the Yule-Candlestick: no

Member of the Lebensborn Association: no

SSV K7a SS Vordruckverlag [Form Publisher] W. F. Mayr, Miesbach (Bavaria
Hochland) 140

[page 2 of form]

Education and Profession:

Elementary or primary school up to which grade (incl.): Elementary school
up to the 4th grade

Intermediate or secondary school-up to (incl) which grade: 9th grade

Abitur (School leaving certificate): Easter 1920

Vocational school, which grade reached: ./. Final exam: ./.

Technical school or State Educational Institute: ./. How many
 semesters: ./. Final examination: ./.

College/Academy: University How many semesters: 12 Final exam: yes

Doctor examination: Philosophy and Medicine

Field: Genetics and Eugenics Profession: Physician

Present profession, indicating professional position: Assistant at the
University Institute for Genetics and Eugenics

Employer, indicating position and place of employment: University Institute
for Genetics and Eugenics

In which foreign languages are you fluent in speaking and writing: school
knowledge of English

In which foreign languages did you pass the interpreter examination: in none

Driver's license, driving instructor's license: driver's license 3b

Pilot's license: none

Marital Status:

Engaged on: 21 April 1939 Married on: 28 July 1939 Widowed on: ./.

Divorced on: ./. (Also list date of remarriage)

[page 2 of form continued]

Maiden name (first and last name) of fiancée or wife: IRENE MARIA SCHOENBEIN

Birth date: 4 August 1917 and birth place: Leipzig

Member of Party: candidate NSF [National Socialist Women's Association]: ./.

NSV [National Socialist Welfare Organization]: yes FM [?]:

B.d.M. [Alliance of German Girls]:

Birth dates of sons: ./.

(Mark stepsons with an "St", foster son with an "F", adopted son with an "A" and illegitimate sons with an "U")

Birth dates of daughters: ./.

(Mark in the same way as above)

Do your sons attend a national political educational institute: ./.

(List son or sons with dates of birth)

Which one(s): ./.

Denomination? Protestant: _____ Catholic: _____ Non-Christian Theism: _____

(Underline what is applicable, in case of "Non-Christian Theism", enter date of resignation from Church and former denomination)

Military Relationships:

a) Until the end of the war:

Active service: from _____ until _____ Unit: _____
Participant in war: from _____ until _____ Unit: _____
Front-line Fighter: from _____ until _____ Unit: _____
Prisoner of war, where? _____ from _____ until _____
Rank achieved _____

B) Until the re-introduction of compulsory military service:

Reichswehr from _____ until _____ Unit: _____
[Armed Forces 1919-1933] from _____ until _____ Unit: _____
from _____ until _____ Unit: _____
Gendarmerie: from _____ until _____ Unit: _____
[illegible] _____ Rank obtained: _____

c) After the re-introduction of the compulsory military service (16 March 1935):

Service from: 24 October 1938 to 21 January 1939 Unit: Mountain Rifle
Regiment 137

Rank obtained: NCO

15 June 1940 to 12 July 1940 6. (2.) Medical Replacement Battalion 9 Kassel

Do you possess a war decoration: no

Labor service: none

Member of:

Freikorps: _____ from _____ until _____

(name)

[page 3 of form continued]

Stahlhelm: from: 29 April 1931 until: Fall 1933

Hitler Youth: from: _____ until: _____

Jungdo [Jungdeutscher Orden]: from: _____ until: _____

- SA: from: November 1933 until October 1934

NSKK (National Socialist Motor Corps): from: _____ until: _____

NSFK (National Socialist Flying Corps): from: _____ until: _____

[page 4 of form]

Did you go abroad: where? _____ from: _____ until: _____
_____ from: _____ until: _____

In which capacity (merchant, employee, farmer, speaker, etc.): _____

Activities in the former German colonies: where? _____
from _____ until _____ Kind of activity? _____

Special Remarks:

To have given above information to one's best knowledge and belief is confirmed by:

Berlin 18 July 1940
(date)

J. MENGELE SS Mann [Private]
(signature and rank)

Exact private Address: Frankfurt am Main, Eysseneckstrasse 49

Processing Entry

Regiment, Intelligence
or Engineer Battalion

Main Sector

Personnal Office

Date and signature: _____

Date and signature: _____

IB 3 2 Te

IB

[remainder illegible]

[Note: all entries on form handwritten]

[office stamp]

Berlin, 1 August 1940

To

The Chief of the SS Personnel Main Office

Concerning:

Promotion Recommendation

Berlin S.W. 11

Supplements: 1. copy of genealogy card

2. personnel report and judgment

3. personally written curriculum vitae

4. copy of the promotion to Hauptscharfuehrer [Master Sergeant]

5. transcript of recommendation

6. two photographs

I request promotion of the SS Hauptscharfuehrer of the Reserves
JOSEF MENGELE, SS No. 317 885,

Emigration Center North East [illegible] SS

to the rank of SS Untersturmfuehrer [2nd Lieutenant] of the Reserves.

: [HWR] Birth date 16 March 1911

: Last promotion 18 July 1940

In the German SS 1938

[illegible]

At the same time I request
the appointment to Reservefuehrer [Reserve Officer]
commission to command _____
commission to acting command _____

Private address: _____

Medical Inspector of the Waffen [Military] SS

As Deputy

[HWR] 1 August 1940

/s/ GENZKEN

SS Oberfuehrer [SS rank between
Colonel and Brigadier General]

[illegible stamp]

Berlin, 1 August 1940

- Remarks:
1. Do not submit original certificates and identification.
 2. Write clearly, if possible use typewriter.
 3. The supplements 1, 3, 4, 5 and 6 are necessary only in case of promotion to Sturmfuhrer [Lieutenant].
 4. Use reverse side for justification deemed necessary to the promotion and referral entries.

K 23 SS Vordruckverlag W.F. Mayr, Miesbach (Bavarian-Hochland) 1129

143 0
Berlin, 2 September 1940

To the

SS Hauptscharfuehrer [Master Sergeant] of the Reserve

MENGELE, JOSEF

(SS No. 317 885 - Medical Inspection of the Waffen SS)

Effective from 1 August 1940, I appoint you as Reserve Officer of the Waffen SS to SS Untersturmfuehrer [2nd Lieutenant].

[illegible signature]

[illegible stamp]

Concerning the promotion recommendation of the SS Untersturmfuehrer
[2nd Lieutenant] of the Reserve.

Name: MENGELE First name: JOSEF
Age: 30 Born on: 16 March 1911
Entry in the General SS: 1938
SS No. 317 885 Party No. 5 574 974
Date of last promotion: 1 August 1940
Official position: Physician SS Division "Wiking" SS Engineer Battalion 5
Military service from: 24 October 1938 until: 21 January 1939
15 Juni 1940 12 July 1940
in: Mountain Rifle Regiment 137
6. (2.) Medical Reserve Battalion
Rank obtained:
Submitted by: Medical Inspection of the Waffen SS
Date: 24 November 1941

[duty station stamp]

Berlin W 15, 24 November 1941

To the

Chief of the Personnel Office of
the Waffen SS

Concerning:

Berlin

Promotion recommendation

Supplements: 1. copy of genealogy card

2. personnel report and judgment

3. personally written curriculum vitae

4. copy of the promotion to the Hauptscharfuehrer [Master Sergeant]

5. transcript of recommendation

6. two photographs

I request promotion of the SS Untersturmfuehrer [2nd Lieutenant] of the
Reserves JOSEF MENGELE, SS No. 317 885, born on 16 March 1911, currently
physician SS Division "Wiking" SS Engineer Battalion 5, to the rank of
SS Obersturmfuehrer [1st Lieutenant] of the Reserves.

At the same time I request
the appointment to Officer [Fuehrer]
commission to command
commission to acting command

[HWR] W.
1938
317 885
5574 974
1 August 1940
physician
[remainder illegible]

Private address: _____

[seal]

The Chief of the SS Medical Office

SS Medical Office

/s/ GENZKEN

[remainder illegible]

SS Brigadefuehrer [Brigadier General] and

Generalmajor [Brigadier General] of the

- Waffen SS

Berlin W 15, 24 November 1941

- Remarks:
1. Do not submit original certificates and identification
 2. Write clearly, if possible use typewriter.
 3. The supplements 1, 3, 4, 5 and 6 are necessary only in case of promotion to Sturmfuehrer [Lieutenant].
 4. Use reverse side for justification deemed necessary to the promotion and referral entries.

SSV K 23 SS Vordruckverlag W. F. Mayr, Miesbach (Bavaria, Hochland) 1139

Name, first and middle name: (underline name called)

MENGELE, JOSEF

Permanent address: (non-permanent addresses on the reverse side)

Guenzburg on the Danube (Bav.) Am Kaupzinerbach 4

Leipzig-G. 1, Stephanstr. 22 (Derg.)

MENGELE, JOSEF

Married, single, widowed, divorced Member of NSDAP [HWR] 1 April 1938

Number of Children: Applicant [HWR] # 5574974

Denomination: Roman Catholic or which Party organization:

Descent: of German blood Member of the NSD-Physician Associa-

Permission acc. Para. 11 of the RAO tion: no

(in case of foreigners): or applicant: [HWR] yes, 18 May 1935

Since when: Medical Council, Physicians Assoc.

Forbidden to practice medicine: -V. gam. # 30 053 [?]

Renunciation of practice of Participant in war: no

medicine: Wounded in war: -

Appointment refused on: with/without pension:

Renunciation of appointment: Med. Officer of the District [?]:

Revocation of appointment: or applicant:

Personal file: Office of Nat. Health admitted:

Retired on: Function in a Medical Organization:

Personal file submitted Member of KVD? [?]

to:

on:

[form continued - right side]

Title:	District Association:
Med.-Prakt.-1936	Leipzig
Doctor of Philosophy	General Medical Council:
Doctor of Medicine	Sachsen
Date of birth:	Nationality:
16 March 1911	German
Date of appointment:	
1 September 1937.	

Admitted as medical specialist in:

since:

Established on: on: on: on: on:

as:

General practitioner:

Specialist in:

Civil Service Physician:

Admitted to the

Reich Insurance offices: Health Insurance Society: Welfare: Miners Benefit:

Non-professional activity:

Appointed physician:

Ass. Physician 11 December 1937

Contribution level: [HWR] acc. to report of 16 January 1942 in army service

Private address: Frankfurt/Main Eysseneckstr. 49 II [HWR]

Deceased on:

Address Changes:	District Association	Medical Council
MENGELE, JOSEF 11 December 1937	T: Frankfurt/Main, from Leipzig - University Institute for Genetics and Eugenics	Frankfurt am Main Nessen [sic]- Nassau

Berlin, 30 January 1942

[HWR] 18 Feb. [illegible]

To the

SS Untersturmfuehrer [2nd Lieutenant] of the Reserves

MENGELE, JOSEF

21047

(SS No. 317 885 - SS Division "Wiking")

Effective from 30 January 1942, I appoint you as Reserve Officer
of the Waffen SS Obersturmfuehrer [1st Lieutenant].

[HWR] As Deputy

[illegible signature]

[HWR] 6/4

[illegible stamp]

Name: Dr. MENGELE

First name: JOSEF

Age: 31 years Entry in the General SS: 1938 Waffen SS: 15 July 1940

SS No.: 317 885

Party membership No.: 5 574 974

Last promotion: 30 January 1942

Profession: physician

Official position (since when): Battalion physician

Served: when and how long (Army or Waffen SS):

Weapon training: 24 October 1938 until 21 January 1939)

15 June 1940 until 12 July 1940)

) new Wehrmacht [Arméd.
Forces]

Deployed at the front: campaign in the East

Decorations: Iron Cross II Class

East Medal

Wounded: (how often): —

Rank obtained: SS Obersturmfuehrer [1st Lieutenant] of the Reserves

Married: 28 July 1939

Age of wife: 25 years

Number of children (including illegitimate and adopted children): —

SS Operations Main Office

Berlin W 15, 17 July 1942

SS Medical Office

II / File 21 c 16 /St/ ?

Personnel Order!

Effective from 22 July 1942 the following men will be transferred:

[HWR]

1. The SS Obersturmfuehrer [1st Lieutenant] of the Reserves HUBERT SCHOPPER, born on 3 October 1912, Office of the Reich Physician-SS and Police, to the SS Division "Wiking."

I A i

I A i

188 K.W.

2. The SS Obersturmfuehrer of the Reserves JOSEF MENGELE, born on 16 March 1911, SS Division "Wiking", to the Office of the Reich Physician-SS and Police.

Distribution: SS Operations Main Office, Command Office of the Waffen SS II a, Personnel Office of the Waffen SS, Reich Physician-SS and Police, SS Division "Wiking" IVb, SS IIC and Administration in house.

signed LIEBAU

SS Sturmbannfuehrer [Major]

Certifying correctness

SS Obersturmfuehrer

[HWR] 3./8. [illegible]

SS Engineers Battalion - 5

In the field, 13 October 1942

Unit - Office

PROMOTION IN THE WAFFEN SS

Supplements: (only in case of a promotion to SS Untersturmfuehrer [2nd Lieutenant])

1. personally written curriculum vitae
2. personal data form
3. Identity and order certificate if not yet in possession of an SS Number
4. two photographs

To the

Chief of the SS Personnel Main Office

B e r l i n

The SS Obersturmfuehrer [1st Lieutenant] JOSEF MENGELE [illegible], active / Res., SS. No. 317 885 is put forward for promotion to the rank of SS Hauptsturmfuehrer [Captain] active/ Res. of the Waffen SS.

Date of birth: 16 March 1911 Age: 31 years Official position [illegible]:
physician, since: _____

Last promotion: 30 January 1942 Date of Seniority: 30 January 1942

Official positions after appointment to SS Officer of the Waffen SS:

Assistant physician, military physician

Courses: weapon training: 24 October until 21 January 1939) in the new
 _____)
15 June 1940 until 12 July 1940) Wehrmacht [Armed
 Forces]

[form continued]

Suitability for the proposed rank is proved by: full engagement in his official position as military physician of the SS Engineers Battalion-5.

SS Vordruckverlag W. F. Mayr, Miesbach (Bavaria, Hochland)

See other side !

[page 2 of form]

Judgment of suitability of character and professional performance (office and field service, capacity to learn, SS attitude):

[answer completely illegible]

Participation in military action: campaign in the East

Decorations: Iron Cross II, East Medal

For further promotion, effective from --- employment as ---
the official position up to now is proposed.

[illegible signature]

(signature, rank and official position)

SS Sturmbannfuehrer [Major] and Battalion Commander

Opinion of superior: very competent military physician. Promotion strongly recommended!

[illegible signature]

SS Standartenfuehrer [Colonel] and Division Physician

[3 or 4 illegible handwritten signs or signatures]

[HWR] Main Headquarters received: 19 February 1943

SS Operation Main Office

Berlin W 15, 14 February 1943

Official Group D

Health Services of the Waffen SSPersonnel Services a/File: 21c16/Ha.Concerning: transferReference: noneSupplements: none

To the

Reich Physician SS and Police,

Berlin W 15

Information to: SS Operations Main Office, Command Office and Administration of the Waffen SS; Personnel Main Office, Payment Office of the Waffen SS, SS Infantry Replacement - Battalion "East" IIc in house.

Effective from 11 February 1943, the SS Obersturmfuehrer [1st Lieutenant] of the Reserves JOSEF MENGELE, born on 16 March 1911, official position Reich Physician SS and Police, is transferred to the SS Infantry Replacement Battalion "East".

As authorized

/s/ Dr. LIEBRICH

(Dr. LIEBRICH)

SS Obersturmbannfuehrer [Lt. Colonel]I 3 a A.

[HWR]

I I b B.

145-0
SS Operations Main Office
Office Group D
Health Services of the Waffen SS
Personnel IIa/File: 21c16/Ha/TK

Berlin W 15, 25 May 1943
Knesebeckstr. 43/44
[stamp] SS Personnel Main Office
27 May 1943
[remainder of stamp
illegible]

Concerning: transfers

Reference: none

Supplements: none

To the

SS Infantry Replacement Battalion "East"

Economic and Administrative Main Office, Office Group D III

Oranienburg

SS Military Hospital (motorized) DRK [German Red Cross]

Information to: SS Operations Main Office, Office V IIa, SS Personnel Main Office, Reich Physician SS and Police, SS Payment Office of the Waffen SS, Office XXII and IIc in house.

- 1) Effective from 23 April 1943, the SS Sturmbannfuehrer [Major] of the Reserves, ALBERT SACK, born on 15 November 1901, SS Military Hospital (motorized) DRK, is transferred to the SS Infantry Replacement Battalion "East". Departure on 27 March 1943, report to the Commander.
[HWR] East
- 2) The SS Hauptsturmfuehrer [Captain] of the Reserves, JOSEF MENGELE, born on 16 March 1911, SS Infantry Replacement Battalion "East", is transferred to the Economic and Administrative Main Office, Office Group D III, effective 30 May 1943.
[HWR] W.-V.

Departure after handing over office duties to SS Sturmbannfuehrer SACK.
 Departure to the concentration camp Auschwitz near Kattowitz, report to
 the camp commander.

[HWR] II/g

As authorized

/s/ Dr. LIEBRICH

(Dr. LIEBRICH)

SS Obersturmbannfuehrer [Lt. Colonel]

[two illegible initials]

[HWR]

I 3 a [initials illegible]

I 2b [initials illegible]

I 4b [initials illegible]

Berlin, 16 April 1943

To the

SS Obersturmfuehrer [1st Lieutenant] of the Reserves

Dr. JOSEF MENGELE

SS No. 317 885 - SS Panzer Grenadier Division "Wiking")

Effective from 20 April 1943, I advance you to the rank of SS Hauptsturm-
fuehrer [Captain] of the Reserves of the Waffen SS.

[seal]

National-Socialist German
Labor Party [remainder
illegible]

Certifying correctness
[illegible signature]
SS Hauptsturmfuehrer

To:

SS Operations Main Office
Command Office of the Waffen SS
SS Operations Main Office
SS Medical Office
SS Main Office
Investigation Office of the Waffen SS
Reich Physician SS and Police

As deputy
signed VON HERFF
SS Gruppenfuehrer [Major General]
and Generalleutnant [Major General]
of the Waffen SS :

[HWR] Untersturmfuehrer [2nd Lt.]

1 August 1940

Obersturmfuehrer [1st Lt.]

30 January 1942

[HWR] I 3a SS Main Sector:

SS and Police Court XV

[HWR] 1036

Breslau

[HWR] 28 September 1943

St. L. I 7/43

Breslau, August 1943

Ha/01.

Stay of Proceeding

An investigative proceeding against

the SS Hauptsturmfuehrer [Captain] JOSEF MENGELE,

born on 16 March 1911 in Guenzburg/Schwaben,

at the SS Garrison physician concentration camp Auschwitz

for violating the RStVO [German Highway Traffic Regulations] will not be initiated.

Reasons:

On 21 June 1943 around 1600 hours, the defendant drove with the motorcycle SS 16314 from the hospital barracks of the concentration camp Auschwitz, by way of the Officers' residence and the community camp, to the prisoner of war camp in Birkenau. After the defendant had turned into the street to the POW camp at the Krupp factories, a tractor with 2 trailers, driven by the motorist HANS GRABASCH, advanced in the direction of the defendant. The motorist GRABASCH drove on the left side of the street because he was on the point of overtaking a truck with 2 trailers. GRABASCH was not able to carry out his overtaking maneuver, however, because a truck of the Waffen SS had passed him and the truck and had caused such a big whirl of dust that he could not see anything anymore. Though the overtaking maneuver was stopped and the speed lowered, the tractor of GRABASCH collided with the motorcycle of the defendant. The defendant was injured and parts of his uniform as well as the motorcycle were damaged.

1450
SS Hauptsturmfuehrer MENGELE's guilt with respect to the traffic accident could not be established. According to his description, he allegedly had already stopped the motorcycle when the tractor hit him. The motorist FRANZ GRABASCH who was heard as a witness, could not say for certain whether, at the moment of

[HWR] I 3 a

I 2 b [initials illegible]

the collision, the motorcycle was in motion or not. Though the testimonies of the defendant and the witness correspond in so far as both state that the defendant was thrown onto the railway track at the right side of the road, this does not necessarily mean that this was caused by a traffic offense of the defendant; on the contrary, it can also be attributed to the colliding of the tractor with the stationary motorcycle. Moreover, the witness GRABASCH had had to admit that he, all of a sudden, during his overtaking maneuver, did not see anything anymore because of the whirl of dust. Under these circumstances the defendant is not to blame. Forwarding the files and checking the traffic performance of the driver FRANZ GRABASCH are to be dropped as, up to now, there have not been any investigative proceedings against him because of a traffic accident and it is to his credit that he wanted to speed up in the interest of improved armaments.

The Head of the Court:

Examining Officer

SS Obergruppenfuehrer [Lt. General]

SS Sturmbannfuehrer [Major] and SS Judge

Rank	Promotion Date	Official Position	From	Until	Main Employment
<u>Untersturmfuehrer</u> [2nd Lieutenant]	1 August 1940				
<u>Obersturmfuehrer</u> [1st Lieutenant]	10 January 1942				
<u>Hauptsturmfuehrer</u> [Captain]	28 April 1943				
<u>Sturmbannfuehrer</u> [Major]					
<u>Obersturmbannfuehrer</u> [Lt.Colonel]			27 August 1943		investigative
<u>Standartenfuehrer</u> [Colonel]					proceedings because of viola-
<u>Oberfuehrer</u> [SS rank between Colonel and Brigadier General]					tion of <u>R.St.VO</u> suspended
<u>Brigadefuehrer</u> [Brigadier General]					
<u>Gruppenfuehrer</u> [Major General]					
<u>Obergruppenfuehrer</u> [Lt. General]					

Civil Penalties:

Marital status: married 28 July 1939

Wife: IRENE SCHOENBEIN 4 August 1917 Leipzig
maiden name birth date and place

Party member: candidate

Function in Party: National Socialist Welfare Organization

SS punishments:

Religion: Catholic

Left the church

Children:	Male		Female
1.	4.	1.	4.
2.	5.	2.	5.
3.	6.	3.	6.

National political education establishment for children:

[All responses on form handwritten]

[form continued - middle section]

Entry into the SS: 1938 317 885

Entry into the Party: May 1938 5574974

JOSEF MENGELE

16 March 1911

Height: 1.74 Birth place: Guenzburg/Danube

SS-Civilian Decoration: SA-sports badge

Carrier of chevrons: Olympia

Coburger badge Horseman badge

Driver's badge

Blood Order badge:

Reich sports badge (bronze)

Golden HY-badge

D.L.R.G. [German Light Athletics and

Golden Party badge

Rowing Society]

Gau medal of honor

SS Performance badge

Death's Head ring

Service badge of the NSDAP

Sword of Honor

Yule Candlestick

Profession: Physician Asst. Physician

education now

Employer: University Institute for Genetics and Eugenics Frankfurt

Elementary school: 4th grade

Secondary school: Abitur

Vocational or trade school:

Technical school:

Commercial school:

University: 12 Semesters

Field: Medicine and Philosophy State Ex. 1936, Doctor Ex. 1938

Doctor of Philosophy 1935

Languages:

Driver's License: Class III

Ancestor Record:

Lebensborn:

[form continued - section on right]

Official Position	From	Until	Main Employment
-------------------	------	-------	-----------------

* 1 August 1940

* 30 January 1942

* 28 April 1943

Medical Inspector of the <u>Waffen</u> SS	1 August 1940	4 November 1940	
Commandature, Race and Resettlement			
Office, Division Group II	4 November 1940	30 January 1942	
SS Division "Wiking"	30 January 1942	22 July 1942	
Office of the Reich Physician SS			
and Police	22 July 1942	14 February 1943	
SS Infantry Replacement Battalion			
"East"	14 February 1943	30 May 1943	
Economic and Administrative			
Main Office, Office Group D III	30 May 1943		

Functions in Party:

Position in the State (town, civil service, police, industry):

[page 2 of form]

Freikorps: from to . .
Stahlhelm: 19 April 1931 - 1933
Jungdo:
 Hitler Youth:
 SA: November 1933 - October 1934
 SA-Res.:
 National Socialist Motor Corps:
 National Socialist Flying Corps:
Ordensburgen: [Leadership Schools
 for Nazi Party]
Labor Service:

Old Army:
 Front:
 Rank:
 Captivity:
 Medals and Decorations:
 Iron Cross I, Iron Cross II,
 East Medal [date illegible]
 Wounded Badge:
 Injured in war %:

Activities abroad:
 German colonies:
 Outstanding sports performances:

SS Schools: ' from until
 Toelz
 Braunschweig
 Berne
 Forst
 Bernau
 Dachau

Reichswehr [Armed Forces]
 Police:
 Rank:
 Reich Army: 24 October 1938
 - 21 January 1939
 Mountain Rifle Reg. 137;
 15 June 1940 - 12 July 1940
 Medical Reserves Batallion 9
 Rank: NCO

Campaigns:

The SS Garrison physician [illegible stamp] Auschwitz, 19 August 1944

Auschwitz

[HWR] 1036

Evaluation

of the SS Hauptsturmfuehrer [Captain] (Res.) Dr. JOSEF MENGELE

born 16 March 1911

SS No. 317 885

SS Hauptsturmfuehrer Dr. JOSEF MENGELE, has served since 30 May 1943 at the duty station SS Garrison physician Auschwitz.

Dr. M. has a straight-forward, honest and stable character. He is absolutely reliable, upright and straight. In his demeanor he does not show any character weaknesses, tendencies or manias.

His mental and physical disposition can be called outstanding.

During his employment as camp physician at the concentration camp Auschwitz he has put his knowledge to practical and theoretical use while fighting serious epidemics. With prudence, perseverance and energy, he has carried out all the tasks set him, often under very difficult conditions, to the complete satisfaction of his superiors and has shown himself to be able to cope with every situation. In addition to that, he, as an anthropologist, has most zealously used his little off duty time to educate himself further and, utilizing the scientific material that was at his disposal due to his official position, had made a valuable contribution in his work to anthropological science. Therefore, his performance can be called outstanding.

145-8

In his attitude towards his superiors he shows the impeccable demeanor of an SS officer. The very best military deportment, tact and reserve. His character makes him a favorite with his comrades. Towards his subordinates he knows how to hold his own with absolute justice and the required strictness, but is at the same time very popular and respected.

To judge by his demeanor, his professional performance and his attitude, Dr. M. shows absolute firmness and maturity in his perspective on the world. He is Catholic.

His manner of speaking is free, open, persuasive and lively.

During the East campaign from June 1941 until June 1943, he proved himself splendidly in front of the enemy. He was decorated with the Iron Cross I, the Iron Cross II, as well as with the East Medal. In addition, he was granted the black badge for the wounded, and the medal for care of the German people.

While carrying out his duty as physician in the most conscientious way, he got infected with typhus while fighting the epidemic in Auschwitz. On account of his special performance, he was awarded the Cross of Military Merit II Class, with black.

In addition to his medical knowledge, Dr. M. is specially knowledgeable in anthropology. He appears entirely suitable for every other employment, also for employment in the next highest rank.

He has not been penalized.

He is everywhere popular and respected as SS physician.

[illegible signature]

SS Hauptsturmfuehrer and Garrison physician

145-9

Various Documents Concerning Joseph Mengele's
Genealogy and Racial Fitness

-From German into English-

Translated by
CRH and Associates

MAY 31 1985

CRH/dm

160

CERTIFICATION OF TRANSLATION

Pursuant to 28 U.S.C. 1746, I certify under the penalty of perjury that the attached document in English, _____

Various documents concerning Joseph Mengele's Genealogy and Racial Fitness

is a true and accurate translation of the designated portions of pages of the attached document in German , _____

Verschiedene Dokumente hinsichtlich der Genealogie und Rassentauglichkeit des Josef Mengele

Executed this 31st day

of May, 1985

C. R. Householder

Claudia R. Householder
Translator for German

CRH AND ASSOCIATES
Corporate Member, American
Translators Association

RACE AND RESETTLEMENT QUESTIONNAIRE
(to be filled out by women as pertains)

Last and first name of the SS
member who submits this
questionnaire for himself or
his fiancée or wife:

MENGELE, JOSEF

Rank: SS Applicant SS No.: _____

V.B. No.: 111015

Name (in legible script) MENGELE JOSEF

in the SS since _____ Rank: SS Applicant SS Unit: SS Motorized
Company 2/K2 stamp

in the SA from _____ until _____ in the Hitler Youth from _____ until _____

Membership Number of Party: _____ in the SS: _____

Born on: 16 March 1911 in Guenzburg on the Danube

District [Kreis]: Swabia State: Bavaria Present age: 27 years

Religion: Roman Catholic

Present residence: Frankfurt am Main House: Paul Ehrlichstr. 30

Profession and professional position: Doctor of Philosophy, Doctor of Medicine
Assistant Physician

Is public aid claimed? no

Any changes in profession: no

Non-professional accomplishments and permits (e.g. driver's license, sports
badge, sports prize): driver's license 3B; Reich sports badge

Nationality: German

Honorary offices: _____

[Note: entries on form handwritten]

Service in the old army: Unit: --- from until

Freikorps: --- from until

Reichswehr: --- from until

Municipal Police [Schutzpolizei]: --- from until

New Wehrmacht [Armed Forces]: --- from until

Last rank: ---

Front-line fighter: no until: ; injured:

Decorations and medals including life-saving medal: none

Marital status (single, widowed, divorced - since when): single

What is the denomination of applicant? Roman Catholic of the future
fiancee (wife)?

(Apart from the traditional religions, every other theistic persuasion
is considered as a denomination)

Are there any arrangements for a church wedding in addition to a civil
wedding? Yes - No

Has, in addition to a civil wedding, a church wedding taken place? Yes - No

If so, according to which denomination:

Has an application for a matrimony loan been submitted? Yes - No

To which authority (exact address)?

When was the application submitted?

Was the matrimony loan granted? Yes - No

Is the application for the matrimony loan still to be submitted; Yes - No

To which authority (exact address)?

SSV R 7 SS Vordrucksverlag W. F. Mayr, Miesbach

Curriculum Vitae:

(to be written in detail, with ink, in own handwriting)

[HWR] I was born on 16 March 1911 as the son of the factory owner, engineer KARL MENGELE in Guenzburg on the Danube. After attending the elementary school in Guenzburg for four years, I was a student at the Humanistic Gymnasium in Guenzburg where I graduated at Easter 1930. Subsequently I studied medicine at the Universities of Munich and Bonn where I took the medical preliminary examination in 1932. After that I studied medicine, anthropology and zoology at the Universities of Munich and Vienna. In the fall of 1935 I received the degree of Doctor of Philosophy from the Natural Sciences Section of the Philosophy Department of the University of Munich. In the summer of 1936 I passed my medical state examination before the Examination Board of the University of Munich. I received my medical certification on 1 September 1937. In the summer of 1938 I received the degree of Doctor of Medicine in Frankfurt am Main. I worked as a medical assistant from 1 September 1936 until 31 December 1936 at the Medical University Clinic in Leipzig and from 1 January 1937 until 31 August 1937 at the University Institute for Genetics and Eugenics in Frankfurt am Main. Since 1 September 1937 I have been employed as assistant physician at the University Institute for Genetics and Eugenics in Frankfurt am Main. From 1924 until 1930 I was a member of the Greater German Youth Alliance, from 1931 until 1933 of the "Stahlhelm" and from 1933 until October 1934 of the S.A. Since May 1937 I have been a candidate for a membership in the Party.

Space to attach the photographs.



No. 2 Name of the natural father: MENGELE First name: KARL

Profession: Factory owner, engineer Present age: 54 years Age at death: _____

Cause of death: _____

Illnesses suffered: none

No. 3 Maiden name of mother: HUPFAUER First name: WALBURGA

Present age: 57 years Age at death: _____

Cause of death: _____

Illnesses suffered: none

No. 4 Name of paternal grandfather: MENGELE First name: ALOIS

Profession: Brick works owner Present age: _____ Age at death: 73

Cause of death: infirmity of age

Illnesses suffered: several operations due to the amputation of a leg
after injury in the war of 1870/1871

No. 5 Name of paternal grandmother: MAYR First name: THERESIA

Present: _____ Age at death: 82 years

Cause of death: infirmity of age

Illnesses suffered: none

No. 6 Name of maternal grandfather: HUPFAUER First name: FRANZ JOSEF

Profession: merchant Present age: _____ Age at death: 65 years

Cause of death: putative old age tuberculosis after pleurisy

Illnesses suffered: none

No. 7 Name of maternal grandmother: BUX First name: THERESIA

Present age: _____ Age at death: 47 years

Cause of death: heart failure

Illnesses suffered: cardiac disorder

a) I hereby declare that I have given the above information to the best of my knowledge and belief.

b) I am aware that deliberately false statements will lead to expulsion from the SS.

Frankfurt am Main

15 July 1938

Place

Date

/s/ JOSEF MENGELE

Signature

The signature of the future wife only refers to point a.

SS RACE AND RESETTLEMENT MAIN OFFICE

Medical Examination Form

(applicable for men and women as pertains)

Name: MENGELE JOSEF Genealogical No.: 110599
 (for women also maiden name)
 Born in: Guenzburg on the Danube on: 16 March 1911 Legitimate
Illegitimate

Marital status: single
married
widowed
divorced

Residence: Frankfurt am Main Street and House Number: Gartenstr. 140 II

Twin? no
 (if yes, name and address of twin sibling)

The examination of an SS member and his future wife may be performed only by an SS physician.

1. Authorization to Testify.

a) I hereby release

SS Unterscharfuehrer [Sergeant] Doctor SCHWARZWELLER M.D. as well as my previous doctors from their medical vows of confidentiality for the purposes of the Race and Resettlement Main Office and I authorize the Race and Resettlement Main Office to make use of this information in considering the marriage.

b) I declare in lieu of an oath that I shall answer all the questions of the examining SS physician to the best of my knowledge and belief.

Place: _____ Date: _____

Signature: /s/ JOSEF MENGELE

[Note: all responses on form handwritten]

145

2. Family History

(Indicate: 1) age reached, 2) cause of death if applicable,
3) detailed description of noticeable disorders or defects, e.g. endocrine
disorders, allergies, alcoholism).

Children (also illegitimate) of the examinee: none

Father: has always been well and healthy

Mother: Adipositas, has never been seriously ill

Siblings: 1 brother died as infant, the others healthy

Nieces or nephews: none

Paternal grandfather: died at 75, from infirmity of age

Paternal grandmother: died at 72, from breast cancer

Maternal grandfather: died at 65, from pleurisy (old age tuberculosis?)

Maternal grandmother: died at 47, from cardiac attack

3. Previous Medical Treatment.

(Indicate physicians and hospitals - exact dates and addresses)

1924 inguinal hernia operation 1926/1927 Sepsis Osteomyelitis, Nephritis,

Dr. SCHLAEGEL, Guenzburg, private clinic

Last examination May 1938 Professor Dr. ALWENS

Frankfurt am Main, Paul Ehrlichstr.

Name and address of family doctor: Dr. SCHLAEGEL, Guenzburg

4. Personal Medical History.

Birth: normal Bed-wetting: —Learned to walk: at 12 months Cramps: noneLearned to speak: at 12 monthsChildhood ailments: diphtheria, -scarlet fever, measlesLater illnesses: see abovePhysical development and activities: normal, light athletics,
paramilitary physical training, ski sportMental development (school attendance, professional training; possible
criminal tendencies _____)-0- times not promoted 4 years Elementary School, 9 years Secondary School,
12 semesters studies at the University; medicine and natural sciences.Character development: no special features

Noticeable talent: _____

Venereal diseases

Which? -0- When? -0-

Menstruation _____ Last menstruation? _____

Births (year of births, course of birth, development of health of child) _____

Miscarriages (time) _____
(indicate exactly)Alcohol, smoking: moderateSocial relations: orderlyComplaints: none

Special notes: _____

5. General Findings of Examination.

Age 27 years 9 months _____ yearsHeight 174 centimeters Height in sitting 91 centimeters Weight 77 kilogramsChest measurement 93 cm Head measurement 57 cm Form of skull brachycephalicBuild: muscular (athletic) plump slender weaklyPosture and carriage: straight-erect lax markedly badMusculature: strong average insufficientThorax: well arched convex concave malformationAbdomen: firm fat loose-hangingTone of tissue: elastic flabbyColor of skin: rosy white ivory olive-brownColor of eyes: blue grey greenish light brown dark brownColor of hair: light blond dark blond brown brown-black redForm of hair: straight sleek wavy curly crinkled
(underline what is pertinent)Type of build (following KRETSCHMER): athletic with pyknic componentPredominant racial component: Dinaric-Ostic Alpine with _____ influence

Teeth

Explanation of dental diagram

Dental Diagram

/ cavities	KA tooth capped	Upper right	Upper left
. filling	W wisdom tooth still to come 8 7 6 5 4 3 2 1 1 2 3 4 5 6 7 8
o missing	S stump	8 7 6 5 4 3 2 1	1 2 3 4 5 6 7 8
+ root	Br bridge		
K artificial	Pl plate	Lower right	Lower left

Do the teeth need treatment? yes no

Skin? delicate, dry

Hairiness: normal Pigment Anomalies: fleshy navous on the chest,
small navous on the right thigh

Mucous membranes: good circulation Dilations of the veins: none

Extremities: no findings

Spinal column: straight Thorax: well-ached

Head and face: no findings

Eyes: no findings Pupils: normal Corss-eyed: -0-

Vision R without glasses } R with glasses _____
Vision L without glasses } full L with glasses _____

Color vision? Yes No

Ears: normal Whispering: R 8 meters L 8 meters

Speech impediments: Yes No

Nose: no findings

Mouth: no findings

Thyroid gland: normal

Swelling of the lymphatic glands: none

Lungs: auscultator and (illegible) no findings

Heart: no findings

Pulse: _____ Pressure: 80/120

Abdominal organs: no findings

Disposition to hernia: Inguinal hernia operation
on right side

Sexual organs: no findings

Procreative ability: probable

Child-bearing ability

Pelvis (rickets, pelvis anomalies, take measurements if necessary,
including conj. diagram) _____

Any disorders and changes of the uterus and ovaries and oviduct
(examine if necessary) _____

Urine examination

Urine: clear cloudy Reaction: S Protein: traces Sugar: -0-

Blood: _____ if necessary Wassermann Reaction 1936 negative

Reflexes: peritoneal reflexes X Cremaster reflex X

Patellar tendon reflex X Achilles tendon reflex X

Babinski: -0- Romberg: -0- Reaction of pupils: normal

Coordination:) Nystagmus: none

Motility:) Choke reflex X

Sensibility:) no trouble

Psyche:)

Talents: _____

Does the examinee make an honest and forthright impression? _____

6.) Is an additional examination by a specialist necessary: no

By whom? _____

7.) Military physical examination on 24 October 1938 Finding: fit

8.) Summmarizing judgement on marriage suitability:

a) Overall impression: good average mediocre bad

b) Is procreation in a racial sense desirable? yes

c) Are there at the moment any medical reservations concerning
conception of a child? _____

d) Is at the moment pregnancy present: _____

Place Frankfurt am Main Niederrad Marienburgstrasse 2

Date 16 February 1938

/s/ W. SCHWARZWELLER
signature of physician

[stamp] Dr. SCHWARZWELLER M.D.

[illegible stamp]

Rank SS Unterscharfuehrer [Sergeant]

Position S.A. Main Sector Fulda-Werre

SS RACE AND RESETTLEMENT MAIN OFFICE

Page 1

SS HEREDITARY SOUNDNESS FORM

of MENGELE JOSEF
 (name) (first name)

The hereditary soundness form must be filled out very conscientiously. No applicant should be concerned if one or more relatives have to be designated als "tainted." The purpose of the information is only to determine the most serious hereditary defects. A decisive judgment will be made only after the information has been carefully scrutinized. The hereditary soundness form should also be useful to the SS member himself and protect him when establishing a family from the conjunction of unfavorable inherited dispositions leading to illness in the progeny.

Instructions for filling out pages 2, 3 and 4.

For each relative, determine carefully whether any of the questions below should be answered "yes." Only in that case place an X in the corresponding column; otherwise, leave the space empty.

In cases of doubt, collect supporting documents from relatives or other persons who can supply information. If there is still doubt about how to answer the question, put in a ?.

In the columns where more than one relative appears (5, 6, etc.), place a separate X (?) for each relative that has to be marked with "yes" (X or ?). The marks should be placed next to each other.

Information is to be provided only for natural parents and blood relatives. Not for step-parents and step-brothers and -sisters.

[Note: all entries in form handwritten]

In the section "Supplementary Remarks of the SS Member" (cf. Paragraph 4), unclear cases are to be described in greater detail. Indicate relative's number (cf. first vertical column) and name. Thus, for instance:

"12.KARL MAYER convulsions after crashing with his motorcycle."

A separate hereditary soundness form has to be filled out for the future wife.

To be filled out by the SS member or his future wife:

Engaged or married to: _____
(name) (first name) (date of birth)

(place of birth)

Engaged since when: _____ Married since when: _____
(date) (date)

Number of children (including deceased and illegitimate): _____

Deceased children: _____

In case of illegitimate children, the following information is also needed;

Child's name and first name: _____ Place of birth: _____ Date: _____

Name of the child's father or mother: _____

Residence: _____ Street: _____

Supplementary remarks of the SS member or his future wife pertaining to pages 1, 2, 3 and 4:

(first answer the questions on page 1, 2, 4 and 4)

SSV R 1 Vordruckverlag W. F. Mayr Miesbach

The last names of the blood ancestors should be entered carefully in the columns 1-4 and 7-9 below. Under 4, 7 and 9, the maiden names.

Attendance of special school or elementary school not completed?

Welfare Education **
Imprisonment? **

1. SS member (fiancee): MENGELE JOSEF
2. Father: MENGELE KARL
3. Father's father: MENGELE ALOIS
4. Father's mother: MAYR THERESIA
5. Father's siblings: *
Total number: 2
Deceased in first year of life: /
6. Father's nieces and nephews: *
Total number: 3
Deceased in first year of life: /
7. Mother: HUPFAUER WALBURGA
8. Mother's father: HUPFAUER JOSEF
9. Mother's mother: BUX THERESIA
10. Mother's siblings: *
Total number: 9
Deceased in first year of life: 6
11. Mother's nieces and nephews: *
Total number: 0
Deceased in first year of life: /
12. Siblings of SS member (fiancee): *
Total number: 3
Deceased in first year of life: 1
13. Nieces/nephews of SS member (fiancee): *
Total number: 0
Deceased in first year of life: /

page 2 - middle

Suicide (attempt?) ** ***	Alcoholism (treatment?)	[illegible]	Instituion- alization or hospitaliza- tion for tuberculosis?	Cancer?	Myopia? Long- sighted? Since when? Cross- eyed? Color- blind?	Twins? Trip- lets? etc.
------------------------------------	----------------------------	-------------	--	---------	---	----------------------------------

+

(+ placed on line
for KARL MENGELE)

-
- * including the deceased
 - ** all questions refer to past and present
 - *** Indicate causes under "Supplementary remarks of the SS member" (page 1)
 - **** Indicate adress under "Supplementary remarks of the SS member
(page 1)

An X in the individual spaces, leave the rest of the spaces blank!

[page 4 [sic] right side]

Indicate below the names of the relatives in the horizontal columns opposite, who have crosses.

In case relatives in the horizontal columns 5-6, 10-11 and 13 are marked, indicate also the names of the parents of these relatives.

(Maiden name of the mother)

2. MENGELE KARL (Father) since the age of 14 short-sighted.
 1. MENGELE JOSEF Inguinal hernia (operated on at the age of 14)
 8. HUPFAUER JOSEF Questionable old age tuberculosis after pleurisy.
-

This space remains blank!

To be filled out by the examining physician:

Supplementary remarks of the examining physician relating to the hereditary soundness form:

1. Verification of applicant's information.
2. Questioning about psychopathies, feeble mindedness and tuberculosis in the family.
3. More exact diagnoses.
4. Judgment of hereditary soundness.

[HWR] No psychopathies, feeble mindedness or tuberculosis.

Final judgment of hereditary soundness by the examining physician:

[HWR] hereditarily sound

The (female) applicant is suitable/~~is not suitable~~.

/s/ Dr. JAITUER

(signature of physician)

[stamp]

Rank SS Hauptscharfuehrer [Master Sergeant]

Position: 2/K 2.

Residence: Frankfurt am Main [illegible] Street: 58 Date: 19 November 1938

To be filled out by the Race and Resettlement Office:

1. Result of review: _____
(formula)
2. Hereditary soundness: suitable / not suitable _____
3. Record of ancestors: suitable / not suitable _____

Remarks:

Page 6

To be filled out by the Race and Resettlement Office !

No. _____

V.B. No. 111015 SS Administration Office 2To be filled out clearly and legibly by the applicant, or his future wife!

1. Name: MENGELE
2. First name: JOSEF
3. Profession: Assistant physician
4. Residence: Frankfurt am Main
5. Street and number: Paul Ehrlichstr. 30
6. Place of birth: Guenzburg on the Danube
7. Rank: SS applicant
8. SS Unit: ~~SS-Sturm-2/Met.-/2~~ SS Motorized Company 2/K 2 (stamped)
9. SS Number: _____

(points 7-9 are not to be filled out by the future wife!)

a) I hereby declare in lieu of oath that I have given all the information in this hereditary soundness form (page 1, 2, 3, 4 and 6) to the best of my knowledge and belief.

b) I am aware that deliberately false or incomplete statements could lead to expulsion from the SS.

Frankfurt am Main
(place)

5 July 1938
(date)

/s/ JOSEF MENGELE
(signature of applicant or his future wife)

The signature of the future wife pertains only to point a.

[HWR] 110599

To the [stamp] Race and Resettlement Frankfurt am Main
 Main Office 3 November 1938
 No. ____ 5 November 1938 [illegible HWR]

Reichsfuehrer SS, Race and Resettlement Main Office

Berlin SW 68

/HWR/ to 2. [illegible] Hedemannstr. 23/24

Please send an engagement and marriage application form to the undersigned;
 the undersigned gives the following 7 mailing addresses:

1. JOSEF MENGELE Frankfurt am Main Paul Ehrlichstr. 30/0
 (first and last name of applicant) (residence) (street and number)
SS applicant SS Motorized Comp. 2/K/2 16 March 1911
 (rank) (SS No.) (SS Unit) (date of birth)
2. Obersturmfuehrer [1st Lieutenant] WOLF, 2 K/2, Frankfurt am Main Gutleutstr. [?]
 (rank, name and exact address of the Commander of Unit)
3. SCHOENBEIN IRENE, 4 August 1917, Westerland/Svlt, Richthofenstr. 9
 (name, date of birth and exact address of future wife)
4. a) Dr. ZEITNER, Frankfurt am Main, SS Motorized Comp. 2K/2 Gutleutstr. [?]
 (rank, name and exact address of the SS physician for applicant)
 b) " "
 (rank, name and exact address of the SS physician for future wife)
5. a) Dr. RUDOLF SCHWARZ [next five words illegible] 31
 b) GEORG [illegible] Breslau [illegible] 9
 (name and exact address of two sponsors for future wife)
6. Will there be a church marriage? yes
7. According to which denomination? Catholic

[Note: all entries handwritten]

145-9
8. Of which denomination is the applicant? Catholic

the future wife: Evangelical Lutheran

(apart from the traditional religions, any other theistic persuasion
is considered as a denomination)

9. I have notified my direct superiors of submitting an engagement and
marriage application to the Race and Resettlement Main Office of the SS.

Signature: Dr. JOSEF MENGELE
(first and last name)

SS Applicant
(rank and unit)

(Write clearly, if possible, use a typewriter!)

A complete address consists of: Name, residence, post office, street,
house number.

SSV R 5 SS Vordruckverlag W. F. Mayr, Miesbach (Bavaria Hochland)

The Chief of the Race and
Resettlement Main Office SS
Group III B/Kg.

Berlin SW 68, 17 November 1938
Hedemannstr. 22-24

Concerning: Engagement and marriage application of the

SS applicant JOSEF MENGELE Dr.

SS No.: none SS Unit: 2/K/2

Residence: Frankfurt am Main, Paul Ehrlichstr. 30/0

Reference: —

To the

[stamp]

SS Administrative Office at the

19 November 1938

Second SS Regiment

[remainder illegible]

Frankfurt am Main.

The enclosed records, mentioned below, ~~referring to the~~
~~already-forwarded-procedure~~ of the above mentioned SS
member are forwarded to be further processed:

1 Address Form

The applicant was not notified of the handing in.

Copy to Regiment

The Chief of the Genealogical Office

Copy to the index file

in the Race and Resettlement Main Office SS

As authorized

[illegible signature]

SS Untersturmfuehrer [2nd Lieutenant] and

Specialist

IRENE SCHOENBEIN

Westerland-Sylt, 30 November 1938

Richthofenstr. 9

[stamp]

Race and Resettlement Main Office

No. _____ 2 December 1938

To the

SS Race and Resettlement Main Office

Berlin

[HWR] R.W.

L.

On behalf of my fiance, Dr. JOSEF MENGELE

Frankfurt am Main

2 December 1938

Paul Ehrlichstr. 30,

V 20 a

sent to

Administrative

Office 2

on 17 November

2 December 1938

who is doing his military service at the moment, I would like to ask you to send me as soon as possible the ancestor records forms, requested about a month ago, for the purpose of an engagement authorization. As my fiance is absent, please send them to my above address. I would be very grateful if my request is dealt with soon.

Heil HITLER.

/s/ IRENE SCHOENBEIN

Genealogical Office III ---/38 B/L.

Berlin SW 68, 5 December 1938

Hedemannstrasse 22-24

Original

forwarded to the SS Administrative Office at the Second SS Regiment

Frankfurt am Main

to be processed further.

Notification of submission has been given.

The Chief of the Genealogical Office in
the Race and Resettlement Main Office SS

As authorized; [illegible signature]

SS Untersturmfuehrer [2nd Lieutenant] and Specialist.

SS Administrative Office 2

Frankfurt am Main, 13 February 1939

To the
Race and Resettlement Main Office SS
Berlin SW 68
Hedemannstrasse 23/24

The enclosed file is being forwarded to the appropriate office.

JOSEF MENGELE VH/ SS Applicant/Descent VH 110 599

(first and last name of applicant) Descent ~~111-015~~

Genealog. No.

[stamp]

Race and Resettlement Main Office

No. _____ 14 February 1939

- a) to be decided :
- b) withdrawn :
- c) fired :
- d) _____ :

Special remarks: none / see reverse side

The Chief of the SS Administrative Office 2
As Deputy [illegible signature]
SS Hauptsturmfuehrer [Captain] and Specialist

ENGAGEMENT AND
MARRIAGE APPLICATION

Applicant: MENGELE JOSEF
Fiancee/wife: SCHOENBEIN IRENE

SS Administrative Office 2 SS Unit: SS No.: Gen.No.:

Special Staff Main Office, Pers. Staff / Main Office General SS.
Use Wachmann [Private] / SS-VT, SS-TV / SS Assembly Office /
SS Junker School / Ordensburg students /

Special Preconditions - not - fulfilled: Age 27 years Rank:
Regulations SS Applicant

Reason for applying for marriage prematurely: (pg.)

Recommendation of superior officer - not, reason: (pg.)

Application: Engaged without permission (pg.) married (pg.)

Enforced: Punishment report (pg.) punished (pg.)

Applicant: DESCENT Fiancee/wife:

[HWR] no objection

[HWR] release, responsibility

Undeterminable:

Undeterminable:

Difficult to detect:

Difficult to detect: * 20

(foreign country)

(foreign country)

To be forwarded:

To be forwarded:

Unknown:

Unknown: Ancestor 4 (cf. note)

Overall judgment: :

[HWR] "Release, responsibility
A" (cf. note)

February 1939 /s/ OSIANDER
Date SS Obersturmfuehrer
[1st Lieutenant]

[Note: all responses on form handwritten]

This page has to be put as the top page of the wt : dossier
Correct answers to be underlined in red.

Group III Li/Hch.

Berlin SW 68

Hedemannstr. 23/24

Concerning: engagement and marriage application of the SS applicant

JOSEF MENGELE, genealogical numbers 110599 and 111015

Reference: your letter dated 13 February 1939

To the

SS Administrative Office 2

Frankfurt/Main

The above mentioned application is being processed by the Administrative Office under two genealogical numbers.

It should be pointed out that there is an official regulation according to which every application should be assigned only one genealogical number, even when acceptance and engagement and marriage applications are being processed at the same time.

All applications of one man should always be processed under the once assigned genealogical number.

The genealogical number 111015 has to be canceled.

The Chief of the Genealogical Office in the
Race and Resettlement Main Office SS

As authorized [illegible signature]

SS Obersturmfuehrer [1st Lieutenant] and
Specialist

THE REICHSFUEHRER SS

[illegible handwriting]

The Chief of the Race and

Berlin SW 68, 9 March 1939

Resettlement Main Office

Hedemannstr. 24

Tel.: A 9 Bluecher 5251

Group III VB 111 015 Rch./Do.

[stamp]

9 March 1939

Concerning: Engagement and marriage permission of the

SS Applicant Dr. JOSEF MENGELE

SS No.: _____ SS Unit: 2/K/2

Residence: Frankfurt/Main, Paul Ehrlichstr. 30

To the SS Company 2/K/2

a.d.D.

Today the permission for engagement and marriage with Ms. IRENE

SCHOENBEIN, Westerland-Sylt, was issued to the above mentioned

SS Member.

The Chief fo the Genealogical Office in the

Race and Resettlement Main Office

signed HOFMANN

SS Oberfuehrer [SS rank between Colonel and

Brigadier General]

1112/11.37

Processing Remarks:

SS Main Sector SS Sector SS Regiment SS Battalion SS Company

On/from

File

Handwr.

Hereditary Soundness

[HWR] no objection!

7 March 1939
Date

[illegible signature]

The Chief of Staff of the Genealogical Office _____

Reichsfuehrer SS, to be decided personally, because:

1. Applicant a) SS Officer (Fuehrer)
 - b) Staff Main Off./ Pers. Staff
 - c) Main Off. General SS / Wachmann/SS-BL/ SS-LB/ preconditions not fulfilled and not recommended by Commander of Unit
2. Fiancee foreigner (_____)
3. Objections: _____

Information of sponsors:
No objections / renounced because
 _____ PG. _____

Other Objections:
 [stamp]
 Engagement/marriage application released [remainder illegible]

Conclusion: a) Permission
4 March 1939 b) Release
 Date c) Responsibility A-B X
 d) Provisional release
 e) Rejected

Form [HWR] Diff. Release [illegible signature]
 A Sub I (4)
 Additions: + complete SS Untersturmfuehrer [2nd Lieutenant] signature an rank

Matrimony- Application Certificate for marriage suitability - not-issued
 loan submitted _____
 _____ on _____ to the Health Office
 (pg.)

[1st page of form continued]

Document of permission:

not - applicable, starting from [handwritten initials]

4 March 1939

(pg. _____)

SUPPORTING DOCUMENTS

Received to- Missing, Forwarded later
 gether with reminded on:
 application on

Request of the forms
 on _____ sent on _____

1. Information requested:
 of sponsors substitute req.:

2. Information requested:
 of sponsors substitute req.:

Application with supp. documents

Race and Resettlement A.
 Questionnaire B.

Hereditary Soundness Form A.
B.

Genealogical Form (substi- A.
 tute for Questionnaire and B.
 Hereditary Soundness Form)

Medical Examination Form A.
B.

Ancestor table A.
B.

Documents pertaining to A.
 Ancestor Table B.

Certificate of Mother's
 Educations Course

Certificate of Reich sports
 or BdM [Alliance of German
 girls] awards

Declaration concerning A.
assets and debts B.

Opinion of Superior Officer:

Mother's Education Course:

- a) Certificate is submitted (pg. _____)
- b) to be submitted by I/II
(reasons: Page _____)
- c) waived - not applicable,
because (reasons: page _____)

Dertificate of Reich sports or
BdM awards:

- a) Certificate was submitted (pg. _____)
- b) to be submitted by
(reasons: pg. _____)
- c) waived - not applicable,
because [HWR] 1g/17

Sender:

JOSEF MENGELE
(first and last name)Frankfurt am Main, 1 January 1939
(residence) (date)

SS Unit: SS No.:

Gartenstrasse 140 II
(street and house number)Genealogical No.: 110599Concerning: Engagement and marriage application [stamp] ASupplements:

To the

Race and Resettlement Main Office SS

SS Administrative Office

Frankfurt am Main

I request to be granted the permission for engagement and marriage
to Ms./Mrs. IRENE SCHOENBEIN
and I forward the enclosed documents mentioned on the reverse.

On the basis of the reasons mentioned below, I would like my marriage to be
effected not later than 7 March 1939. Therefore, I request that priority is
given to the processing of my application:

Reasons:

[HWR] I already had to postpone the marriage because of a military
exercise lasting for three months.

Rush, immediate notation

To be filled out by the Race
and Resettlement Main Office

195

In the section "Supplementary Remarks of the SS Member" (cf. paragraph 4), unclear cases are to be described in greater detail. Indicate relative's number (cf. first vertical column) and name. Thus, for instance: "12 KARL MAYER, convulsions after crashing with his motorcycle."

A separate hereditary soundness form has to be filled out for the future wife.

To be filled out by the SS member or his future wife:

Engaged or married to: / /
(name) (first name) (date of birth) (place of birth)

Engaged since when: / / Married since when: / /
(date) (date)

Number of children (including deceased and illegitimate): /

Deceased children: /

In case of illegitimate children, the following information is also needed:

Child's name and first name: / Place of birth: / Date: /

Name of the child's father or mother: /

Residence: / Street: /

Supplementary remarks of the SS member or his future wife, pertaining to pages 1, 2, 3 and 4:

(First answer the questions on pages 1, 2, 3 and 4)

SSV R 1

SS Vordruckverlag W. F. Mayr, Miesbach (Bavaria, Hochland)

Page 2

The last names of the blood ancestor should be entered carefully in columns 1-4 and 7-9 below. Under 4, 7 and 9 the maiden names.	Attendance of special school or elementary school not completed?	Welfare Educa- tion **	Impri- sonment? ** ***
---	--	------------------------	---------------------------

1. SS Member (fiance): MENGELE JOSEF

2. Father: MENGELE KARL

3. Father's father: MENGELE ALOIS

4. Father's mother: MENGELE THERESIA
nee: MAYR

5. Father's siblings: * 2
total number: 2
deceased in 1st year of life: -0-

6. Father's nieces/nephews: *
total number: 3
deceased in 1st year of life: -0-

7. Mother: MENGELE nee HUPFAUER WALBURGA

8. Mother's father: HUPFAUER JOSEF

9. Mother's mother: HUPFAUER nee BUX THERESIA

10. Mother's siblings: *
total number: 9
deceased in 1st year of life: 5

11. Mother's nieces/nephews: *
total number: 0
deceased in 1st year of life: -0-

[continuation of p. 2 of form - left side]

12. Siblings of SS member (fiancee):*

total number: 3

deceased in 1st year of life: 1

13. Nieces/nephews of SS member (fiancee):*

total number: 0

deceased in 1st year of life:-0-

* including the deceased

** all questions refer to past and present

*** Indicate causes under "Supplementary Remarks of the SS Member" (pg. 1)

**** Indicate address under "Supplementary Remarks of the SS Member" (pg. 1)

[continuation of form - center part of page 2]

Suicide (att.) ** ***	Alco- holism (treat- ment)?	Institution- alization or hospitaliza- tion for tuberculosis?	Cancer?	Myopia? Long- sighted? Since when? Cross- eyed? Color- blindness?	Twins? Triplets? etc.
--------------------------------	--------------------------------------	---	---------	---	-----------------------------

X
(placed in section
for KARL MENGELE)

/X/

X
(placed in
section for
THERESIA MENGELE)

[continuation of form - right side]

Indicate below the names of the relatives in the horizontal columns opposite who have crosses.

In case relatives in the horizontal columns 5-6, 10-11 and 13 are marked, indicate also the names of the parents of these relatives (maiden name of the mother).

[HWR]

2. MENGELE KARL: short-sighted

4. MENGELE THERESIA, maiden name MAYR: died at the age of 82 from breast cancer

8. HUPFAUER JOSEPH: at the age of 65 pleurisy, allegedly of tubercular nature (old age tuberculosis?).

This space remains empty!

Page 5 [form continued]

To be filled out by the examining physician:

Supplementary remarks of the examining physician relating to the hereditary soundness form:

1. Verification of applicant's information.
2. Questioning about psychopathies, feeble mindedness and tuberculosis in the family.
3. More exact diagnose.
4. Judgment of hereditary soundness.

The information is impeccable. The genealogy is genetically without objections.

Final judgment of hereditary soundness by the examining physician:

The (female) applicant is suitable / ~~is-not-suitable~~

/s/ H. F. SCHWARZWELLER
signature

[stamp] Dr. SCHWARZWELLER M.D.

[stamp]

[HWR] SS Unterscharfuehrer [Sergeant]

University Clinic for Orthopedic
Surgery, Frankfurt/Main,
Friedrichstr. (Niederrad)

Place: Frankfurt/Main 6 January 1939
date

Street and House Number: Marienburgstr. 2 Niederrad

To be filled out by the Race and Resettlement Main Office:

1. Result of review: _____
(formula)

2. Hereditary soundness: suitable / not suitable _____

3. Record of ancestors: suitable / not suitable _____

Remarks:

Page 6 [form continued]

To be filled out by the Race and Resettlement Office!

No.: _____

V.B. No.: 110599

To be filled out clearly and legibly by the applicant, or his future wife!

- 1) Name: MENGELE
- 2) First name: JOSEF
- 3) Profession: physician
- 4) Residence: Frankfurt/Main
- 5) Street and house number: Paul Ehrlichstr. 30
- 6) Place of birth: Guenzburg on the Danube
- 7) Rank: SS Applicant
- 8) SS Unit: SS Motorized Company 2/K 2
- 9) SS No.: _____

(points 7-9 are not to be filled out by the future wife!)

a) I hereby declare in lieu of oath that I have given all the information in this hereditary soundness form (page 1, 2, 3, 4 and 6) to the best of my knowledge and belief.

b) I am aware that deliberately false or incomplete statements could lead to expulsion from the SS.

Westerland
(Place)

1 January 1939
(Date)

The signature of the future
wife pertains only to point a.

JOSEF MENGELE
signature of applicant of his future wife.

[responses handwritten]

Space to attach the photographs.



RACE AND RESETTLEMENT QUESTIONNAIRE
(to be filled out by women as pertains)

Last and first name of the SS member
who submits this questionnaire for
himself or for his fiancée or wife:

MENGELE JOSEF

Rank: SS Applicant SS No.: _____

Genealogical No.: [HWR] 110599

Name (in legible script): MENGELE JOSEF

In the SS since: May 1938 Rank: Applicant SS Unit: Motorized Comp. 2/K 2

In the SA from January 1934 until October 1934, in the Hitler Youth from _____
until _____

Membership Number of Party: _____ in the SS: _____

Born on: 16 March 1911 in Guenzburg District [Kreis]: Swabia

State: Bavaria Present age: 27 years Religion: Roman Catholic

Present residence: Frankfurt/Main House: Paul Ehrlichstr. 30

Profession and professional position: Assistant physician

Is public aid claimed: no

Any changes in profession: no

Non-professional accomplishments and permits (e.g. driver's license, sports
badge, sports prize): driver's license, Reich sports badge

Nationality: German Reich

Honorary Offices: _____

Service in the old army: Unit _____ from _____ until _____

Freikorps _____ from _____ until _____

Reichswehr _____ from _____ until _____

Municipal Police [Schutz-
Polizei] _____ from _____ until _____

At the moment: New Wehrmacht [Armed Forces] Mountain Rifle Regiment 137,
19th Company Saalfelden in Tirol from 25 October 1938 until
21 January 1939

Last rank: rifleman

Front-line fighter: _____ until _____; injured: _____

Decorations and medals including life-saving medal: _____

Marital status (single, widowed, divorced - since when): single

What is the denomination of the applicant? Roman Catholic of the future
 fiancée (wife)? Evangelical-Lutheran

(Apart from the traditional religions, any other theistic persuasion
 is considered as denomination)

Are there any arrangements for a church wedding in addition to a civil
 wedding? Yes - No

Has, in addition to a civil wedding, a church wedding taken place? Yes - No

If so, according to which denomination? Roman Catholic

Has an application for a matrimony loan been submitted? Yes - No no

To which authority (exact address)? _____

When was the application submitted? _____

Was the matrimony loan granted? Yes - No

Is the application for the matrimony loan still to be submitted? Yes - No

To which authority (exact address)? _____

145-7

Curriculum Vitae:

(to be written in detail, with ink, in own handwriting):

[HWR]

I was born on 16 March 1911 as the son of the factory owner, engineer KARL MENGELE and his wife WALBURGA, nee HUPFAUER, in Guenzburg on the Danube. After attending the elementary school in Guenzburg for four years, I became a student at the local Gymnasium where I obtained the certificate of maturity at Easter 1930. Subsequently I studied medicine in Munich and Bonn. In the summer of 1932 I took the preliminary medical examination in Bonn and then I studied medicine and natural sciences in Vienna and Munich. In the fall of 1935 I received the degree of Doctor of Philosophy from the Philosophy faculty, Section II of the University of Munich and in the summer of 1936 I passed my medical state examination before the Examination Board of the University of Munich. I obtained my medical certification on 1 September 1937. In the summer of 1938 I received the degree of Doctor in Medicine from the Medical faculty of the University of Frankfurt am Main. After finishing my studies, I first worked for four months as a medical assistant at the Medical University Clinic in Leipzig, and, starting from 1 January 1937, at the University Institute for Genetics and Eugenics in Frankfurt am Main. Since 1 September 1937 I have been an assistant physician at the above-mentioned Institute. From 29 May 1931 until 31 January 1934 I was a member of the "Stahlhelm", subsequently, until October 1934, of the S.A. from which I withdrew because of a kidney ailment. In May 1937 I applied for membership in the N.S.D.A.P., in May 1938 for membership in the SS. At the moment I serve as rifleman in the Mountain Rifle Regiment 137 / 19th Company in Saalfelden in Tirol.

JOSEF MENGELE

No. 2 Name of natural father: MENGELE KARL First name: KARL

Profession: Engineer Present age: 54 years Age at death: _____

Cause of death: _____

Illnesses suffered: none

No. 3 Maiden name of mother: HUPFAUER First name: WALBURGA

Present age: 58 years Age at death: _____

Cause of death: _____

Illnesses suffered: none

No. 4 Name of paternal grandfather: MENGELE First name: ALOIS

Profession: Brick works owner Present age: _____ Age at death: 74

Cause of death: Infirmity of old age

Illnesses suffered: none

No. 5 Name of paternal grandmother: MAYR First name: THERESIA

Present age: _____ Age at death: 82

Cause of death: Breast cancer

Illnesses suffered: none

No. 6 Name of maternal grandfather: HUPFAUER First name: JOSEF

Profession: Merchant Present age: _____ Age at death: 65

Cause of death: Pleurisy (tuberculosis?)

Illnesses suffered: none

No. 7 Name of maternal grandmother: BUX First name: THERESIA

Present age: _____ Age at death: 47

Cause of death: Heart failure

Illnesses suffered: Cardiac disorder

a) I hereby declare that I have given the above information to the best of my knowledge and belief.

b) I am aware that deliberately false statements will lead to expulsion from the SS.

Westerland, 1 January 1939
(place) (date)

/s/ JOSEF MENGELE
(signature)

The signature of the future wife only refers to point a

Copy for SS Administrative Office

Draft

[HWR] WV 11 March 1939

Group III VB 111 015 Rch./Do.

9 March 1939

Concerning: Engagement and marriage permission

Supplements: 5

To the

[stamp] 9 March 1939

SS Applicant Dr. JOSEF MENGELE

born: 16 March 1911, SS Unit: 2/K/2

Frankfurt/Main

Paul Ehrlichstr. 30

As the paternal grandfather of your future wife is unknown, the permission for engagement and marriage with

Miss IRENE SCHOENBEIN, Westerland-Sylt,

is issued on your own responsibility, for a conclusive judgment with respect to her forebearers is not possible.

Be aware that a registration in the Genealogical Book [Sippenbuch] of the SS is not to be expected.

The document certifying Miss SCHOENBEIN's participation in the prescribed mother education courses of the German Women Works is to be submitted not later than

9 March 1940

[stamp]

The Chief of the Genealogical Office
in the Race and Resettlement Main Office SS

Certified for the
Registry Office

signed HOFMANN

SS Oberfuehrer [SS rank between Colonel
and Brigadier General]

[HWR] WV 12 March 1940

The Chief of the Race and Resettlement

Berlin SW 68, 9 March 1939

Main Office SS

Hedemannstr. 23/24

Group III / Genealogical No. 111 015 Bg./Do.

Registered

[stamp]

To the

9 March 1939

SS Applicant Dr. JOSEF MENGELE

SS No.:

SS Unit:

[illegible initial]

The following documents that were appended to your application are being sent back:

2 envelopes with

documents

family photographs

certificate(s) concerning mother

education courses (full certificate)

The Chief of the Genealogical Office in
the Race and Resettlement Main Office SS

As Authorized

[HWR] B -9
III

SS Obérscharfuehrer [Technical Sergeant] and
Consultant

B.30

APPLICATION FOR ADMISSION

processed in the Genealogical Office SS

SS Administrative Office

SS No.: _____

Date of birth: [HWR] 16 March 1911VB No.: [HWR] 111015Applicant: [HWR] MENGELE JOSEF

Fiancee/wife: _____

1. Judgment I (descent)

- a) no objections
- b) further inquiry required
- c) objection, because

[stamp] up to grandparents no
objections_____
(date)_____
(signature and rank)2. Judgment II (hereditary soundness)

- a) no essential reservations
- b) further inquiry required
- c) objections, because

(date)_____
(signature and rank)3. Final judgment

- a) decision Reichsfuehrer SS yes/no
- b) approved

(date)_____
(signature and rank)

(This page is to be put as top page of the whole dossier)

Rasse- und Siedlungs-Hauptamt 44

Ärztlicher Untersuchungsbogen

(Für Mann oder Frau stammgemäß verwenden)

Name: Meugele Josef Sip. Nr. 110599
(bei Frauen nach Geburtsnamen)
geboren in Günzburg am 11. 11. 1881 edelich Personenstand:

ledig
verheiratet
verwitwet
geschieden

Wohnort: Frankfurt a/M. Straße und Haus-Nr. Sarkentz. 1402.
Zwillinge? nein
(Wenn ja, Name und Geschlecht des Zwillinges)

Die Untersuchung eines ff-Angehörigen und seiner zukünftigen Ehefrau darf nur durch einen ff-Arzt erfolgen.

1. Aussagegenehmigung.

- a) Ich erkläre hiermit
den ff Kocherstr. Dr. med. Schwanheller
sowie meine früheren Ärzte gegenüber dem R. u. S.-Hauptamt von der ärztlichen Schweigepflicht
und ermächtige das R. u. S.-Hauptamt, diese Angaben zur Eheberatung zu verwenden.
- b) Ich versichere an Eidesstatt, daß ich alle Fragen des untersuchenden ff-Arztes nach bestem
Wissen und Gewissen beantworten werde.

Ort: _____ Datum: _____

Unterschrift: Josef Meugele

2. Familienvorgeschichte.

(Es sind anzugeben: 1.) erreichtes Alter, 2.) evtl. Todesursache, 3.) genaue Angaben über auffällige
Störungen, z. B. endocrine Störungen, allergische Zustände, Alkoholismus).

Kinder (auch uneheliche) des (der) Untersuchten: kein
Vater: immer gesund gewesen
Mutter: Adipositas, nie ermtl. krank gew.
Geschwister: 1 Bruder als Säugling ff, die übrigen gesund
Geschwisterkinder: keine vorhanden

Großvater väterlicherseits: mit 75 Jahren an Alterschwäche ff
Großmutter väterlicherseits: 47, an Bruch der Hüfte ff
Großvater mütterlicherseits: 65, an Rippenfellentzündung (Tbc?) ff
Großmutter mütterlicherseits: 47, an Herzschwäche ff

3. Frühere ärztliche Behandlung

(Angabe der Ärzte, Krankenhäuser, — genaue Zeitangabe und Anschrift):

1924 Leiter, Budapest, 1926/27 Sepsis, Asten-
nephritis, Nephritis;

H. Kalliegel, Jüngerling, Münchener Klinik

Letzte Untersuchung Mai 1938 Prof.

H. Alweus, Frankfurt a/M., Karl-Platz 71.

Name u. Anschrift des Hausarztes: H. Kalliegel Jüngerling

4. Eigene Vorgeschichte.

Geburt: normal Bettmäßen: 8

Laufen gelernt: mit 12 Mon. Krämpfe: keine

Sprechen gelernt: " 12 Mon.

Kinderkrankheiten: Diphtherie, Malaria, Mumps

Spätere Krankheiten: s. oben

Körperliche Entwicklung und Betätigung: normal, Leichtathletik,
velosport, Skisport.

Geistige Entwicklung (Schulbesuch, Berufsausbildung, evtl. Kriminalität)
8 mal Abgegeben 4 Jahre Volksschule, 9 Jahre höhere
Schule, 18 Semester Universitätsstudium: Medizin u. Veterinär.

Charakterentwicklung: keine Besonderheiten

Auffallende Begabung:

Geschlechtskrankheiten

Welche? o

Wann? o

Menstruation

Letzte menses? _____

Geburten (Jahr der Geburten, Geburtsverlauf, gesundheitl. Entwicklung des Kindes)

Fehlgeburten (Zeit)

(genaue Angabe)

Alkoholenß, Rauchen:

nüchtern

Umweltverhältnisse:

gesund

Beschwerden:

keine

Besonderes:

5. Allgemeiner Untersuchungsbefund.

Alter 27 1/2 Jahre

Größe 174 cm

Sitzhöhe 91 cm

Gewicht 77 kg

keine Brustumfang 93 cm

Kopfumfang 57 cm

Schädelform bradycephal

Körperbau: muskulös (athletisch) rundlich schlant schwächlich
Haltung und Gang: straff-aufgerichtet bequem ausgepr. schlecht
Muskulatur: kräftig mittel unzureichend
Brustkorb: gut gewölbt schüsselförmig flach-eingesunken Verbildung.
Bauch: straff fett schlaff-hängend
Gewebe-tonus: elastisch schlaff
Hautfarbe: rosigweiß elfenbeinfarben olibenbräunlich
Augenfarbe: blau grau grünlich hellbraun dunkelbraun
Haarfarbe: hellblond dunkelblond braun braunschwarz rot
Haarform: straff schlicht weitwellig engwellig kraus

(Zutreffendes unterstreichen.)

Körperbaotyp (nach Kretschmer): athletisch m. pykno. Körper

Vormogender Rasseanteil: dinarisch - slawisch mit _____ Einschlag

Gebiß

Zahn-Schema

Veränderungen zum Zahn-Schema	
/ kariös	Ka Zahn überlappt
● plombiert	W Weisheitszahn kommt noch
○ fehlt	S Stiftzahn
+ Wurzel	B Brücke
k künstlich	Pl Sammelplatte

rechts oben				links oben											
8	7	6	5	4	3	2	1	1	2	3	4	5	6	7	8
8	7	6	5	4	3	2	1	1	2	3	4	5	6	7	8
rechts unten				links unten											

Gebiß behandlungsbedürftig? ja nein

Haut: gut, trocken

Behaarung: normal

Pigmentanomalien: flüch. Periorbit. auf
front. klein v. unfr. Bar.

Schleimhäute: gut durchblutet

Venenastien: keine

Extremitäten: o. b.

Wirbelsäule: gerade

Thorax: gut geformt

Schädel und Gesicht: o. b.

Augen: o. b. Pupillen normal Chloren o

Sehschärfe R ohne Glas } voll R mit Glas

Sehschärfe L ohne Glas } L mit Glas

farbentüchtig? ja nein

Ohren: normal

Flüstersprache: R 8 m L 8 m

Sprachfehler: ja nein

Nase: o. b.

Mundhöhle: o. b.

Schilddrüse: normal

Lymphdrüsenanschwellungen: keine

Zungen: auskult. u. percut. o. b.

Herz: o. b.

Puls: o. b. Blutdruck: 120/80

Darmorgane: o. b.

Druckanlagen: Leiter Anl. g. r.

Geschlechtsorgane: o. B.

Zeugungsfähigkeit: verheiratet

Gebärfähigkeit

Waden (Rachitis, Wadenanomalien, nötigenfalls messen, einschl. Conj. diag.)

Stwaige Störungen und Veränderungen an Uterus und Adnexen (nötigenfalls. untersuchen)

Urin-Untersuchung

Urin: Kar trübe Reaktion o. Stweib Spure Zucker o

Blut: gegebenenfalls Wa R 7926 neg

Reflexe: Bauchdeckenreflexe + Cremasterreflex + Patellarsehnenreflex + Achillessehnenreflex +

Babinski: o Romberg: o Pupillenreaktion: normal

Koordination: o Nystagmus: kein

Motilität: o Würgereflex: +

Sensibilität: o

Wische: o

Begabung: o

Macht der (die) Untersuchte einen glaubhaften und offenen Eindruck? o

6.) Fachärztliche Untersuchung oder Nachuntersuchung nötig? nein

Von wem? o

7.) Gynecologische Untersuchung am 24. 10. 38 Entscheid: Kein

3.) Zusammenfassendes Urteil über Ehetauglichkeit:

- a) Gesamteindruck: gut, durchschnittlich, mäßig, schlecht.
- b) Ist Fortpflanzung im bürgerlichen Sinne wünschenswert? ja
- c) Bestehen z. B. ärztl. Bedenken gegen Eintreten einer Schwangerschaft? _____
- d) Liegt z. B. Schwangerschaft vor? _____

Ort Frankfurt/M. Niederrad, Honleubergstraße 2 Datum 16.11.78

H. Schwarzviller

Unterschrift des Arztes.

Dr. med. Schwarzviller

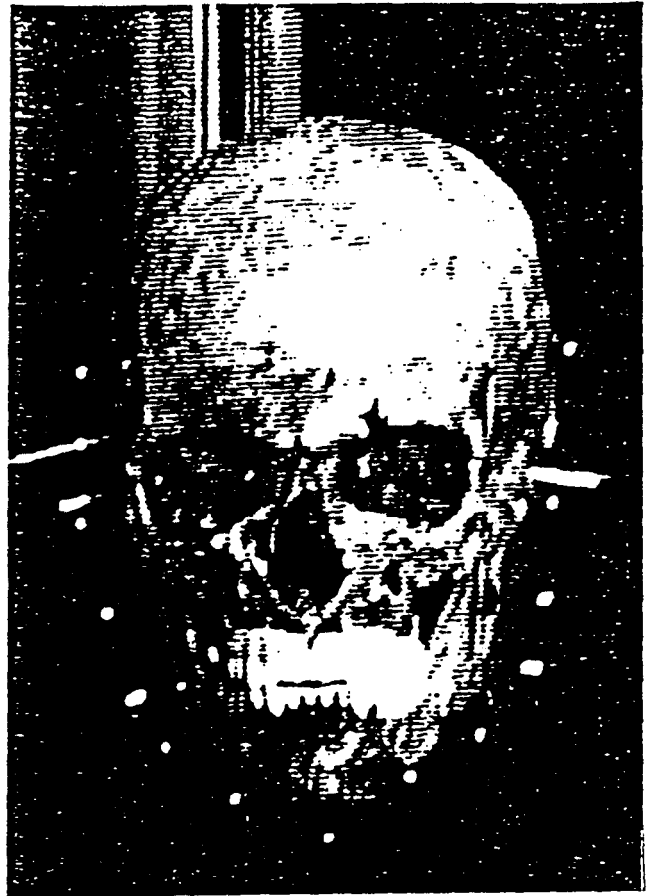
Dienstgrad Arzt

Dienststellung S. P. Oberarzt Felder-Verein






31



32



33



34

After permission for the engagement and marriage has been granted, I request issue of the certificate of marriage suitability for the matrimonial loan.

For the matrimonial loan an application is submitted,
 an application will be submitted,
 no application is submitted.

(Cross out what is not applicable)

To be filled out by the Race
and Resettlement Main Office.

SUPPORTING DOCUMENTS:

Number	Mine	Number	of my future wife
1	Race and Resettlement Office Questionnaire	1	Race and Resettlement Office Questionnaire
	Family pictures		Family pictures
1	SS Hereditary Soundness Form	1	SS Hereditary Soundness Form
	SS Genealogical Form (Questionnaire and Hereditary Soundness Form combined)		SS Genealogical Form (Questionnaire and Hereditary Soundness Form combined)
1	SS Medical Examination Form	1	SS Medical Examination Form
	Medical certifications for the Medical Examination Form		Medical certifications for the Medical Examination Form
	Divorce decision (in case divorced)		Divorce decision (in case divorced)
1	SS Ancestor table	1	SS Ancestor table
1	Envelope with <u>42</u> documents — ancestor passés — genealog. books of family — correspondence relating to record of ancestors	1	Envelope with <u>64</u> documents — ancestor passes — genealog. books of family <u>15</u> pg. correspondence relating to record of ancestors <u>1</u> report on predisposition Certificate of Mother's Education Course Certificate of Reich sports or BdM [Alliance of German Girls] awards

Application for the issue of the certificate of marriage suitability for the matrimony loan (BED)

As member of the SS-BT / SS-TB / SS Guard and Border-Units / SS member
 as main profession (cross out what is not applicable)

I add:

Number	from me	number	of my future wife
	Declaration under word of honor concerning assets and debts		Declaration under word of honor concerning assets and debts

Opinion of the Commander

 (Unit)

:
:
:

Ancestor List for the Forebears No. 64 to 127.

Enter below, in sequence corresponding to the numbering of the ancestor list, all information concerning names that might possibly still be known (with dates, profession and religion), e.g. the father of No. 32 is No. 64, the mother of No. 32 is No. 65, or the father of No. 57 is No. 114, the mother of No. 57 is No. 115.

64	96
65	97
66	98
67	99
68	100
69	101
70	102
71	103
72	104
73	105
74	106
75	107
76	108
77	109
78	110
79	111
80	112
81	113
82	114
83	115
84	116
85	117
86	118
87	119
88	120
89	121
90	122
91	123
92	124
93	125
94	126
95	127

[form continued - right side]

Reasons for missing information and remarks:

(to be written with pencil !)

[HWR]

Referring to No. 6/7: the original marriage certificate is to be found in the SS personnel file of the applicant [remainder of sentence illegible]

Referring to No. 18: the death certificate of JOHANN NEPOMUK could not be traced, as, being a teacher, he moved a lot.

Referring to No. 20: the birth certificate of JOHANNES MAIR could not be traced (c.f. enclosed supplement for No. 20, 21, 22, 23).

Referring to No. 21: the death certificate of THEKLA STUHLER could not be traced (c.f. the enclosed supplement for No. 20, 21, 22, 23).

[form continued]

SCHMATZ SS Scharfuehrer [Staff Sergeant] To be filled out by the Race and

1 February 1939

[stamp]

Checked!

Berlin, 25 February 1939

Rank: SS Scharfuehrer

Resettlement Main Office !

Consecutive No.: _____

VB No.: 110 599

To be filled out clearly and legibly
by the SS member (or his wife).

1) Name: MENGELE

2) First name: JOSEF

3) Profession: Physician

4) Residence: Frankfurt/Main

5) Street and number: Gartenstr. 140 II

6) Rank: SS applicant

7) SS Unit: Motorized Company :

2/ K 2 Frankfurt/Main :

8) SS No.: :

(Points 6/8 not to be filled out
by future wife!)

Children:	Last name	First name	Birthplace	Birthdate	Religion
-----------	-----------	------------	------------	-----------	----------

1.
2.
3.
4.
5.
6.
7.
8.

[Note: responses handwritten]

[form continued]

The information in the ancestor table above has been compared with the documents submitted.

Training Leader

_____	_____	at _____
Place and Date	Signature and Rank	Unit

To be filled out by the Race and Resettlement Main Office !

The information of the above ancestor table corresponds to the submitted documents.

Berlin, _____	_____
Date:	Signature, Rank

:
:
:

[form continued]

SS ANCESTOR TABLE of

MENGELE

JOSEF

name

first name

Introduction.

1. What information must the ancestor table contain?

The ancestor table must contain all the forebears of the SS member, or his wife or fiancée back to those ancestors who were born at least by 1 January 1800. In the case of SS officers the informations should go back to 1750 if possible.

The following is to be indicated for each ancestor:

1. Name (for females maiden name only) and all first and middle names
2. Place, year, month and day of birth (after *)
3. Place, year, month and day of death (after +)
4. Religion (after R.)
5. Profession (after Prof.)
6. Place, year, month and day of marriage (after oo)

A separate ancestor table should be submitted for the wife or fiancée.

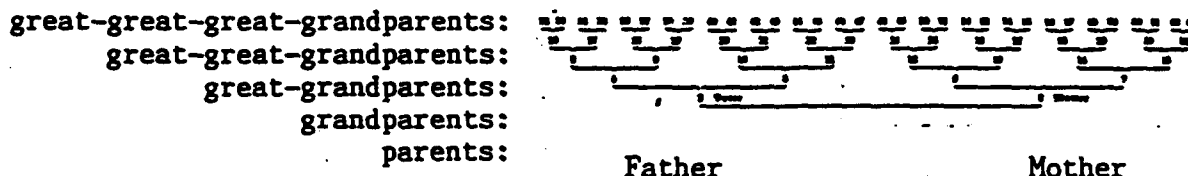
Children should be listed on the reverse side of the ancestor table.

2. How to fill out the ancestor table.

First of all, the SS member (or his wife) should enter all the required information about himself - preferably using a typewriter - otherwise ink. Then, in space 2, he should provide all the information about his father and in space 3 about his mother. Space 4 is for information concerning the paternal grandfather, space 5 for information about the paternal grandmother. Spaces 6 and 7 are for data concerning the maternal grand-

parents. Similarly, spaces 8 through 15 are for information about the great-grandparents, while spaces 16 through 31 are for the great-great-grandparents and spaces 32 to 63 for the great-great-great-grandparents.

Compare the following diagram:



All information such as names, profession and religion of the parents of the ancestors in question should be entered from any available documents even if there are no specific documents relating to these parents or the 1800 limit has already been passed.

Note especially that the parents of an ancestor always must be entered in the two spaces just above the ancestor's space.

Any information not derived from documents (guessed or passed down orally) should be entered in pencil.

Reasons for missing information or remarks such as "undetermined" or the like do not belong in the ancestor table. They should be entered in the space provided for remarks on the reverse side of the ancestor table, with the indication of the ancestor's number.

3. Procuring documents for the information in the ancestor table.

For the SS member himself (or his wife) and for all ancestors, the following documents must be presented as proof for the correctness of the ancestor table:

1. Birth certificate or baptismal certificate
2. Marriage certificate or document. A death certificate is desirable.

First, the SS member should compile all the information he can get from his family on a separate sheet. He then should request the appropriate documents, pointing out explicitly that they are needed as proof of Aryan descent for the SS Reichsfuehrung. The registry offices are responsible for the period after 1876, the parish offices are responsible for the years prior to that time. Documents from other countries are issued by the respective German consulates; these can be obtained through the Foreign Office, Berlin W 8, Wilhelmstrasse 74.

All known dates should be given exactly in the request. If a date can not be determined exactly, the local training leader should be asked for assistance.

The fee for each document is 60 cents [Pfennige]. This fee may be waived if inability to pay can be proven and if it is certified by the authorized office.

4. Inclusion of documents.

Documents and evidence pertaining to the information in the ancestor table should be included when the table is submitted. The documents for each ancestor table are to be placed in a separate envelope. The name, address, rank, SS No., SS Unit and VB No., if applicable, should be entered on the envelope. On each document, in the upper right hand corner, the number under which the ancestor in question appears in the ancestor table should be marked in pencil, for instance: Birth certificate of maternal grandmother with "7", marriage certificate of paternal grandfather and grandmother with "4/5". The ancestor table has to be shown to the appropriate training leader before being sent to the Race and Resettlement Main Office. He has to

compare the entries in the ancestor table with the documents. Ancestor tables which are improperly filled out or do not go back far enough (1 January 1800!) will not be forwarded to the Race and Resettlement Main Office.

The applicant will get his documents back after examination by the Race and Resettlement Main Office.

SSV R 2 SS Vordruckverlag W. F. Mayr, Miesbach (Bavaria, Hochland)

[all entries handwritten]

[Paternal] Great-great-great-grandparents:

32. MENGELE KASPAR * _____ + _____ R.: Catholic
 name first names place date place date

Prof: [illegible] 2 March 1734 FW 2

oo _____
 place date

33. BAUR ANNA MARIA * _____ + _____ R.: Catholic
 maiden name first names place date place date

34. BOECK ANTON * _____ + _____ R.: _____
 name first names place date place date

Prof: farmer oo _____
 place date

35. DEISENHOFER MARIA * _____ + _____ R.: _____
 maiden name first names place date place date

36. MIEHLER JOHANN * _____ + _____ R.: _____
 name first names place date place date

Prof: _____ oo _____
 place date

37. WUERM FRANZISKA * _____ + _____ R.: _____
 maiden name first names place date place date

38. SOELDNER JOSEF * _____ + _____ R.: _____
 name first names place date place date

39. _____ FRANZISKA * _____ + _____ R.: _____
 maiden name first names place date place date
40. _____ * _____ + _____ R.: _____
 name first names place date place date
 Prof: _____ oo _____
 place date
41. _____ * _____ + _____ R.: _____
 maiden name first names place date place date
42. STUHLER LORENZ * _____ + _____ R.: Catholic
 name first names place date place date
 Prof: butcher oo _____
 place date
43. _____ MARGARETHE * _____ + _____ R.: Catholic
 maiden name first names place date place date
44. HAEUSLER ANTON * _____ + _____ R.: Catholic
 name first names place date place date
 Prof: day laborer oo _____
 place date
45. _____ ELEONORE * _____ + _____ R.: Catholic
 maiden name first names place date place date
46. _____ * _____ + _____ R.: _____
 name first names place date place date
 Prof: _____ oo _____
 place date
47. _____ * _____ + _____ R.: _____
 maiden name first names place date place date

[Paternal] Great-great-grandparents:

16. MENGELE CHRISTIAN FW 2 * Thalheim 25. Dec. 1744 FW 2 + Lutzingen
 name first names place date place
25. Jan. 1814 R.: Roman Cath. Prof: farmer oo FW 2 Lutzingen
 date place
27 July 1773
 date
17. BOECK MARIA ANNA FW 2 * Lutzingen 16 June 1749 FW 2 + Lutzingen
 maiden name first names place date place
22. March 1808 R.: Roman Cath.
 date
18. MIEHLER JOHANN NEPOMUK FW 2 * Wolden 25 March 1770 + _____
 name first names place date place date
 R.: Roman Cath. Prof: teacher oo FW 2 Adelsried 10 October 1796
 place date
19. SOELDNER VIKTORIA FW 2 * Zusamaltheim 21 Feb. 1774 + Lutzingen 15 May 1836
 maiden name first names place date place date
 R.: Roman Cath.
20. MAIR JOHANNES * Sonderheim(?) _____ FW 2 + Hoechstaeht 13 Dec. 1803
 name first names place date place date
 R.: Roman Cath. Prof.: carrier oo FW 2 Hoechstaeht 8 July 1786
 place date
21. STUHLER THEKLA FW 2 * Hoechstaeht 7 Feb. 1759 + _____
 maiden name first names place date place date
 R.: Roman Cath.

22. HAEUSSLER FRANZ XAVER FW 2 * Hoehstaedt 23 Nov. 1782 FW 2 + Hoehstaedt
 name first names place date place

18 June 1846 R.: Roman Cath. Prof.: day laborer oo FW 2 Hoehstaedt
 date place

7 November 1807
 date

23. WEBER KATHARINA *Deisenhofen 1 Oct. 1776 FW 2 + Hoehstaedt
 maiden name first names place date place

29 Nov. 1853 R.: Roman Cath.
 date

[Paternal] Great-grandparents:

8. MENGELE JOSEPHUS XAVERIUS FW 2 * Lutzingen 4 Dec. 1788 FW 2 + Lutzingen
 name first names place date place

26 Feb. 1863 R.: Roman Cath. Prof.: farmer oo FW 2 Lutzingen 4 May 1830
 date place date

9. MIEHLER THEKLA FW 2 * Adelsried 29 Sept. 1807 FW 2 + Lutzingen
 maiden name first names place date place

28 Dec. 1880 R.: Roman Cath.
 date

10. MAYER LEONARDUS FW 2 * Hoehstaedt/Danube 6 Nov. 1798 FW 2 + Hoehstaedt
 name first names place date place

10 March 1868 R.: Roman Cath. Prof.: carpenter oo FW 2 Hoehstaedt
 date place

18 June 1798 [sic]
 date

11. HAEUSSLER MARIA KATHARINA FW 2 * Hoechstaedt 31 August 1812 FW 2
 maiden name first names place date
+ Hoechstaedt 4 December 1874 R.: Roman Cath.
 place date

[Paternal] Grandparents:

4. MENGELE ALOIS FW 2 * Lutzingen 16 Sept. 1843 FW 2 + Hoechstaedt/Danube
 name first names place date place
7 June 1917 R.: Roman Cath. Prof.: Brick works owner
 date
 oo FW 2 Hoechstaedt 7 March 1876
 place day month year

5. MAYR THERESIA * Hoechstaedt 20 May 1846 + Hoechstaedt 8 January 1928[?]
 maiden name first names place date place date
 R.: Roman Catholic

[Maternal] Great-great-great-grandparents:

48. HUPFAUER ANTON * _____ + _____ R.: Catholic
 name first names place date place date
 Prof.: Farmer oo _____
 place date
49. SCHULER ELISABETHA * _____ + _____ R.: Catholic
 maiden name first names place date place date

50. HELD JOSEF * _____ + _____ R.: _____
 name first names place date place date
 Prof.: _____ oo _____
 place date
51. _____ ELISABETH * _____ + _____ R.: _____
 maiden name first names place date place date
52. WIELAND JOHANN GEORG * _____ + _____ R.: _____
 name first names place date place date
 Prof.: _____ oo _____
 place date
53. GUSSNER ELISABETH * _____ + _____ R.: _____
 maiden name first names place date place date
54. _____ * _____ + _____ R.: _____
 name first names place date place date
 Prof.: _____ oo _____
 place date
55. _____ * _____ + _____ R.: _____
 maiden name first names place date place date
56. BUX IGNATIUS * _____ + _____ R.: _____
 name first names place date place date
 Prof.: _____ oo _____
 place date
57. _____ ANNA * _____ + _____ R.: _____
 maiden name first names place date place date

58. MAYR MICHAEL * _____ + _____ R.: Catholic
 name first names place date place date

Prof.: Weaver oo _____
 place date

59. BADER VICTORIA * _____ + _____ R.: Catholic
 maiden name first names place date place date

60. _____ * _____ + _____ R.: _____
 name first names place date place date

Prof.: _____ oo _____
 place date

61. _____ * _____ + _____ R.: _____
 maiden name first names place date place date

62. _____ * _____ + _____ R.: _____
 name first names place date place date

Prof.: _____ oo _____
 place date

63. _____ * _____ + _____ R.: _____
 maiden name first names place date place date

[Maternal] Great-great-grandparents:

24. HUPFAUER JOHANN NEPOMUK FW 2 * Bubesheim 15 May 1776 FW 2 + Bubesheim
 name first names place date place

16 May 1841 R.: Roman Cath. Prof.: farmer oo FW 2 Bubesheim 26 April 1796
 date place date

25. HELD MAGDALENA FW 2 * Bubesheim 26 July 1780 FW 2 + Bubesheim
 maiden name first names place date place
17 Nov. 1805 R.: Roman Catholic
 date
26. WIELAND BASILIIUS FW 2 * Bubesheim 14 June 1761 FW 2 + Bubesheim
 name first names place date place
5 May 1844 R.: Roman Cath. Prof.: farmer oo FW 2 Bubesheim 18 January 1808
 date place date
27. KEMPFFLE CRESZENTIA * Ochsenbrunn 12 March 1776 FW 2 + Guenzburg
 maiden name first names place date place
12 Dec. 1852 R.: Roman Catholic
 date
28. BUX FRANZ FW 2 * Krumbach 7 Oct. 1773 FW 2 + Krumbach 29 January 1843
 name first names place date place date
R.: Roman Cath. Prof.: master miller oo FW 2 Krumbach 29 October 1799
 place date
29. MAYR MARIA CRESCENTIA FW 2 * Oberrohr 2 April 1778 FW 2 + Krumbach
 maiden name first names place date place
24 March 1843 R.: Roman Catholic
 date
30. NEHER JOHANN EUG. FW 2 * Zwirtemberg 21 July 1767 FW 2 + Zwirtemberg
 name first names place date place
7 Oct. 1816 R.: Roman Cath. Prof.: farmer oo Ebersbach 7 February 1809
 date place date

31. KATZENMAIER ELISABETH FW 2 * Fleischwangen, District [Kreis] Saulgau
 maiden name first names place

19 November 1778 FW 2 + Unterannau 15 December 1858 R.: Roman Cath.
 date place date

[Maternal] Great-grandparents:

12. HUPFAUER JOSEF FW 2 * Bubesheim 15 January 1805 FW 2 + Bubesheim
 name first names place date place

18 April 1884 R.: Roman Cath. Prof.: farmer oo FW 2 Bubesheim 21 Sept. 1830
 date place date

13. WIELAND WALBURGA FW 2 * Bubesheim 5 May 1810 FW 2 + Bubesheim 11 Aug. 1882
 maiden name first names place date place date

R.: Roman Catholic

14. BUX IGNATZ FW 2 * Krumbach 4 March 1804 FW 2 + Babenhausen 10 Dec. 1858
 name first names place date place date

R.: Roman Cath. Prof.: town miller oo FW 2 Babenhausen 8 April 1834
 place date

15. NEHER MARIA ANNA FW 2 * Zwirtemberg 10 April 1814 FW 2 + Babenhausen
 maiden name first names place date place

7 December 1853 R.: Roman Catholic

[Maternal] Grandparents:

6. HUPFAUER FRANZ JOSEF FW 2 * Bubesheim 8 June 1849 FW 2 + Guenzburg
 name first names place date place
6 October 1914 R.: Roman Cath. Prof.: merchant oo FW 2 Neuburg/Danube
 date place
22 September 1874
 day month year

7. BUX THERESIA FW 2 * Babenhausen 5 Feb. 1850 FW 2+Guenzburg 25 June 1897
 maiden name first names place date place date
 R.: Roman Catholic

Parents:

2. (father)

MENGELE KARL FW 2 * Hoechstaedt/Danube 20 March 1884 + _____ :
 name first names place date place date :
 R.: Roman Cath. Prof.: factory-owner oo FW 2 Guenzburg/D 17 February 1908 :
 place day month year :

3. (mother)

HUPFAUER WALBURGA FW 2 * Echlishausen 12 December 1880 + _____
 maiden name first names place date place date
 R.: Roman Catholic

1. MENGELE JOSEF FW 2*Guenzburg/Danube 16 March 1911 R.: Roman Catholic
 name first names place date
 Prof.: Physician oo with _____ in _____
 maiden name first name

on _____

Write neatly and clearly. If possible, use a typewriter. If writing please print.

Remarks on the reverse side of the ancestor table!

SS HEREDITARY SOUNDNESS FORM

of MENGELE JOSEF
 name first name

The hereditary soundness form must be filled out very conscientiously. No applicant should be concerned if one or more relatives have to be designated as "tainted". The purpose of the information is only to determine the most serious hereditary defects. A decisive judgment will be made only after the information has been carefully scrutinized. The hereditary soundness form should also be useful to the SS member himself and, protect him when establishing a family from the conjunction of unfavorable inherited dispositions, leading to illness in the progeny.

Instructions for filling out pages 2, 3 and 4.

For each relative, determine carefully whether any of the questions below should be answered "yes." Only in that case place an X in the corresponding columns; otherwise, leave the space empty.

In cases of doubt, collect supporting documents from relatives or other persons who can supply information. If there is still a doubt about how to answer the question, put in a ?

In the columns where more than one relative appears (5, 6, etc.), place a separate X (?) for each relative that has to be marked with "yes" (X or ?). The marks should be placed next to each other.

Information is to be provided only for natural parents and blood relatives. Not for step-parents and step-brothers or -sisters.

[Note: all responses on this form are handwritten]



United States Department of Justice

Immigration and Naturalization Service

Forensic Document Laboratory

CO 739.6

FDL 85-220 (2nd Submission)

McLean, VA 22102

September 6, 1985

Philip L. Sunshine
Office of Special Investigations
Criminal Division
1377 K. St. N.W., Suite 195
Washington, D. C. 20005

RECEIVED
SEP 9 1985
OFFICE OF
SPECIAL INVESTIGATIONS

SUBJECT: Conduct a forensic document examination of the Xerox copy of the medical records of Josef MENGELE to determine whether the document has been altered and if the MENGELE signature on that document was made by Josef MENGELE.

FINDINGS:

On June 15, 1985 a forensic document examination was conducted in Sao Paulo, Brazil of the Xerox copy of the medical records of Josef MENGELE. This examination resulted in the following conclusions.

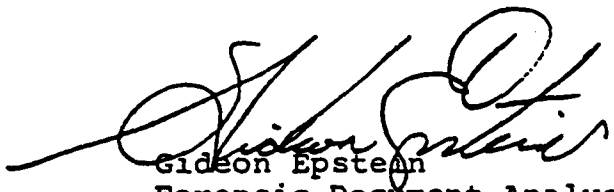
1. Examination of the SCHWARZWELLER signature on the original medical records of Irene SHOENBEIN and the SCHWARZWELLER signature on the Josef MENGELE Xerox copy, revealed that both signatures were made by one and the same person.
2. Comparative examination of the MENGELE signature on the Xerox copied medical records to other known MENGELE signatures from documents provided by the Berlin Document Center, revealed that all the signatures were made by one and the same person.
3. A study of the area surrounding the MENGELE signature on the Xerox copy, as well as the signature itself, revealed very sharp and consistent tonal quality with no indication of montaging or signature transfer. The examination failed to reveal any evidence of alteration or text substitution.

4. From the examinations conducted, it must be concluded that the Xerox copy of the Josef MENGELE medical records accurately reflects the same text that appeared on the original document.


EXHIBITS:

Exhibit K1- Known handwriting standards of Dr Josef MENGELE contained in the files of the Berlin Document Center.

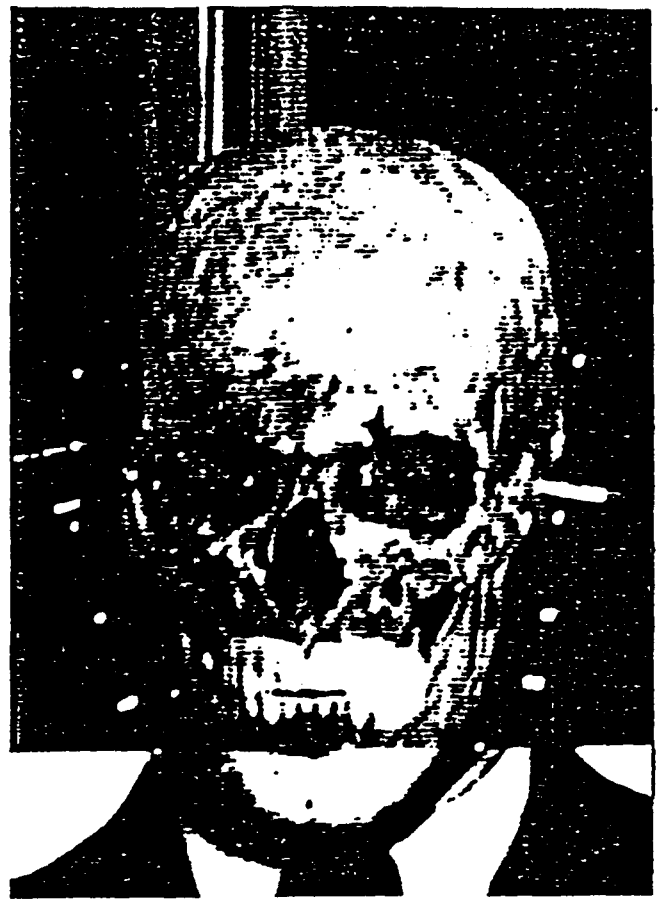
Exhibit K7- Xerox copy of the Medical Records of Dr. Josef MENGELE obtained from the Berlin Document Center.


Gideon Epstein
Forensic Document Analyst

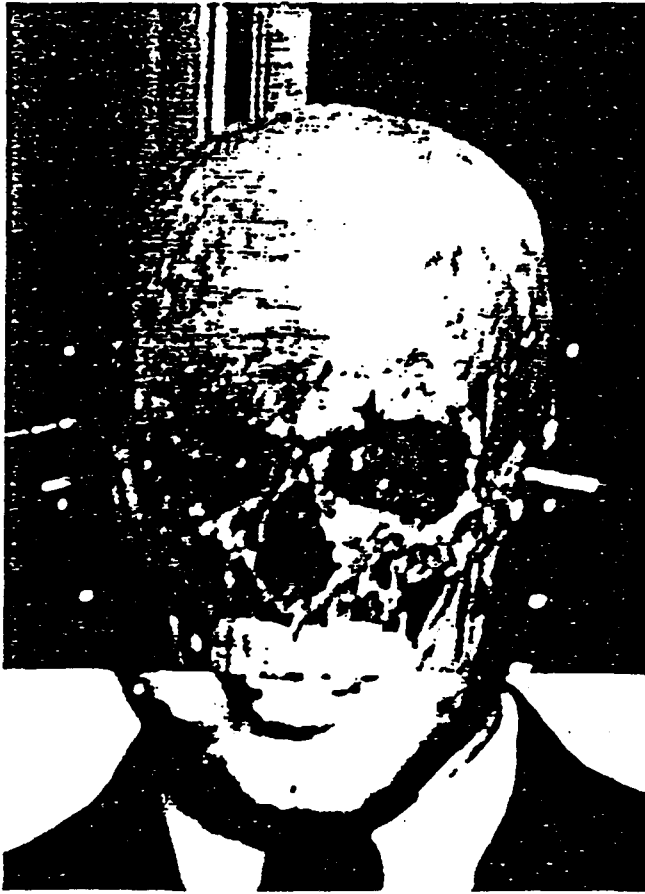
Dr. med. habil. Richard Helms:
Lehrstuhl für Rechtsmedizin
Kopfschnitte Alice 23



35



36




37




38



39



40




41



42

Dr. med. habil. Richard Heimer
Facharzt für Rechtsmedizin
Koppergäßchen Allee 23
21061 Brunsbüttel / Kiel



43



44



45



46

med. habil. Richard Helmer
Fzr für Rechtsmedizin
Opernplatz Allee 21
D Kronshagen 1. K. 191



47



48



49



50

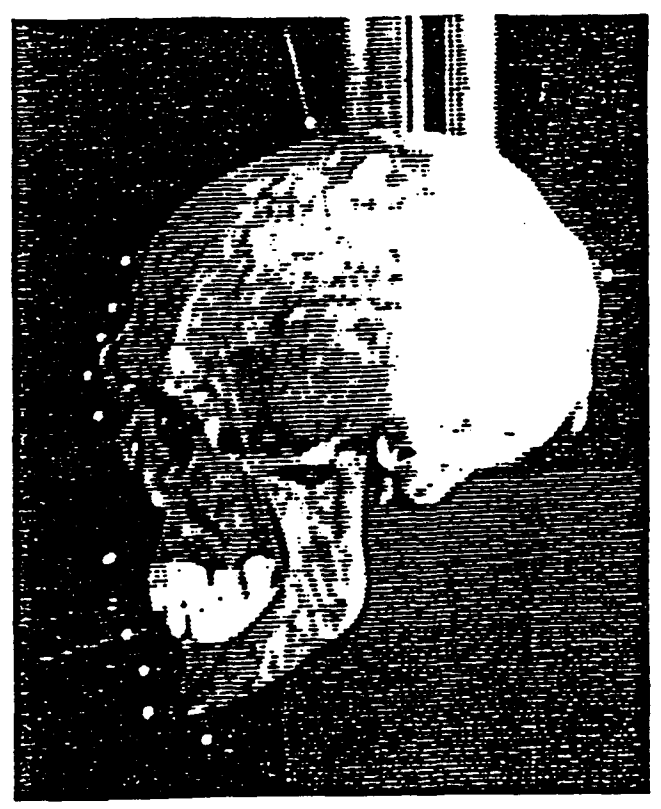
32. Dr. med. habil. Richard Helmer
Facharzt für Rechtsmedizin
Kopperpolder Allee 23
23100 Kronshagen/Kiel



51



52



53



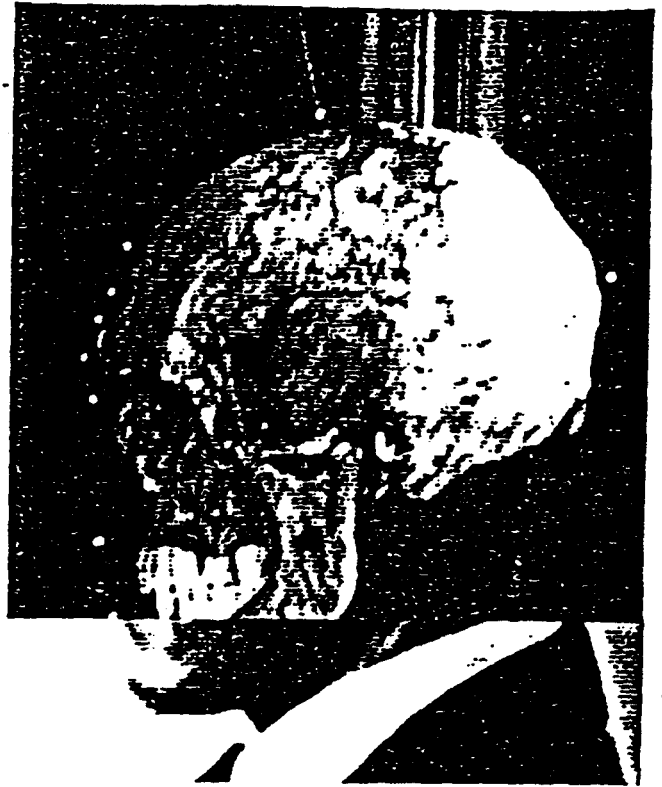
54



55



56



57



58



59



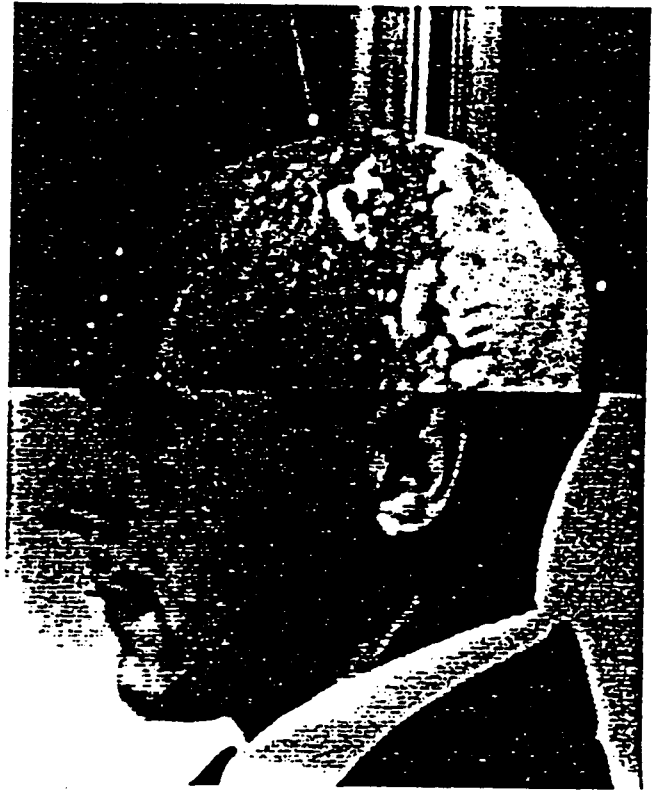
60



61



62



63



64



65



66



67



68



69

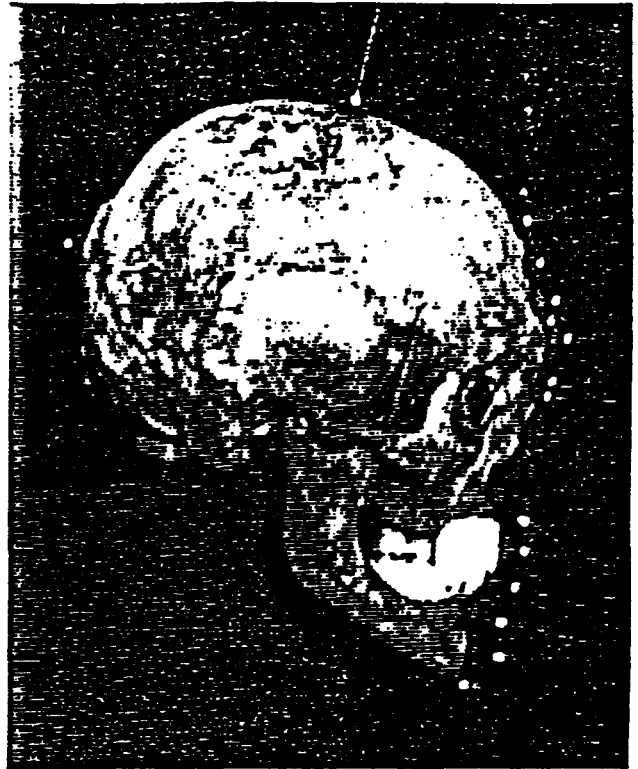


70

Dr. med. habil. Richard Helmer
Arzt für Rechtsmedizin
Kronprinz-Allee 23
D-100 Kronprinz-Allee / Berlin



71



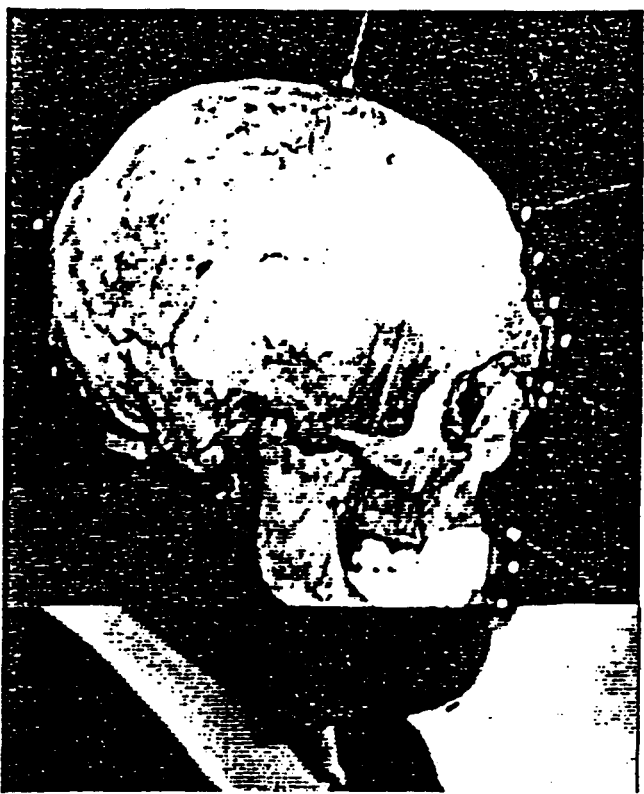
72



73



74



75



76



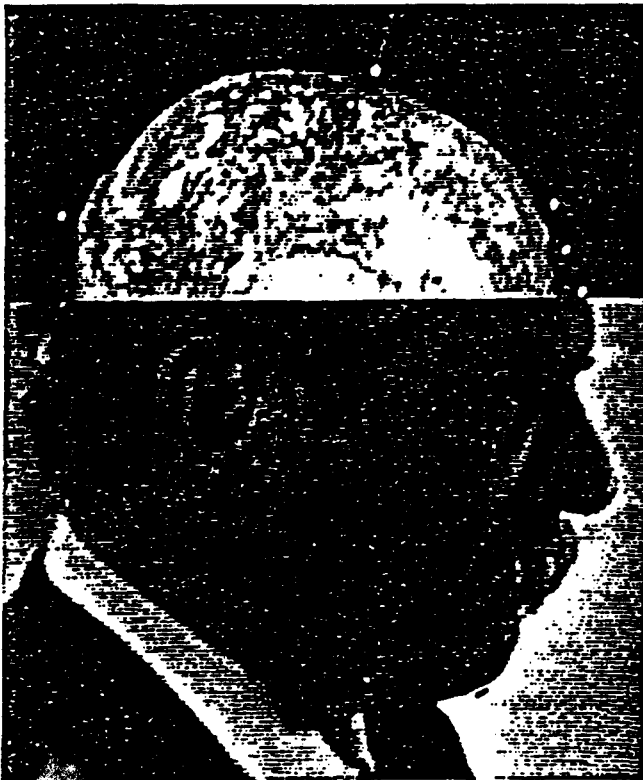
77



78



79



80



81

med. habil. Richard Helmer
ZI für Rejuvenation
perpähler Alice ZI
Kronstinen/Niel



82



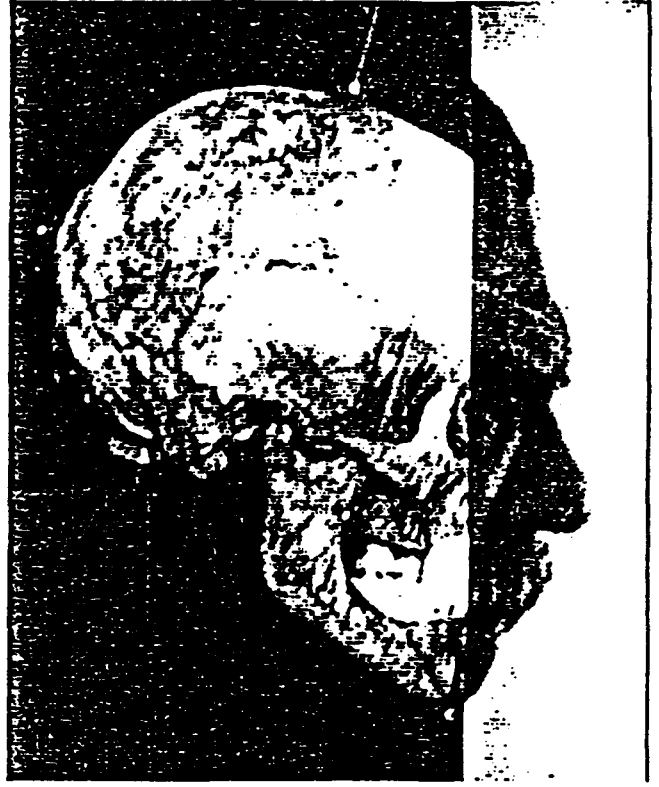
83



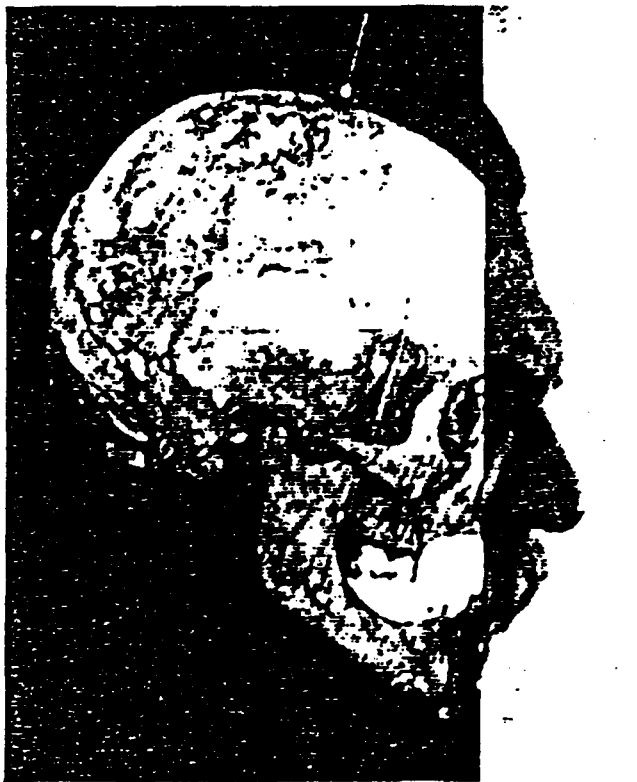
84



85



86




87

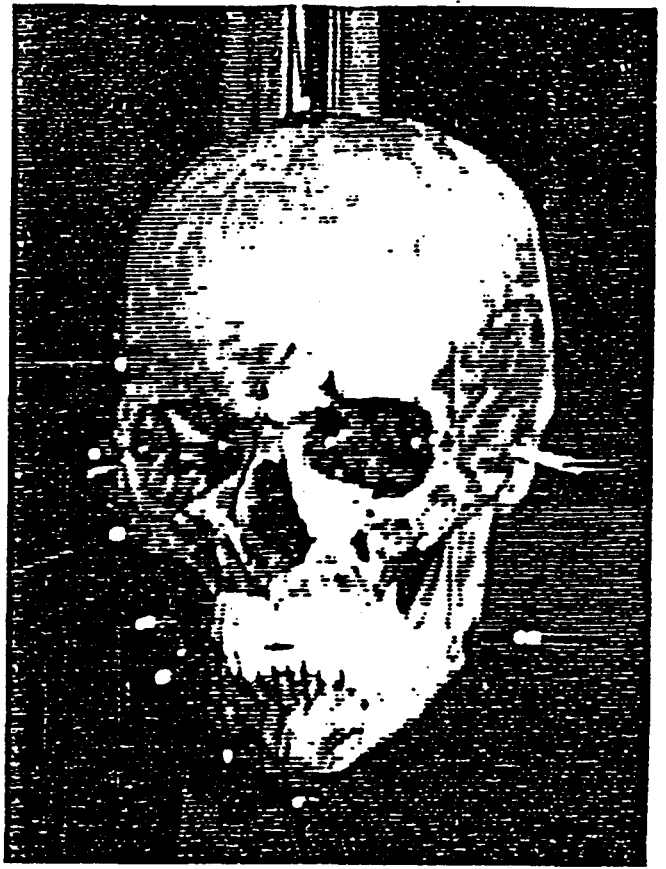


88

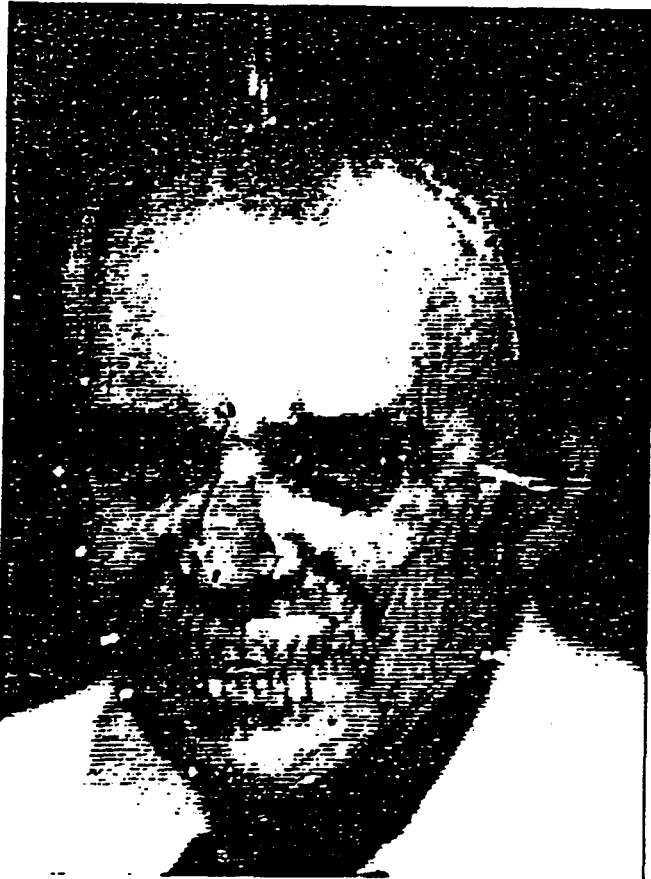
med. habil. Richard Helmer
Fakultät für Rechtsmedizin
Opernplatz Allee 23
24109 Kronshagen/Kiel



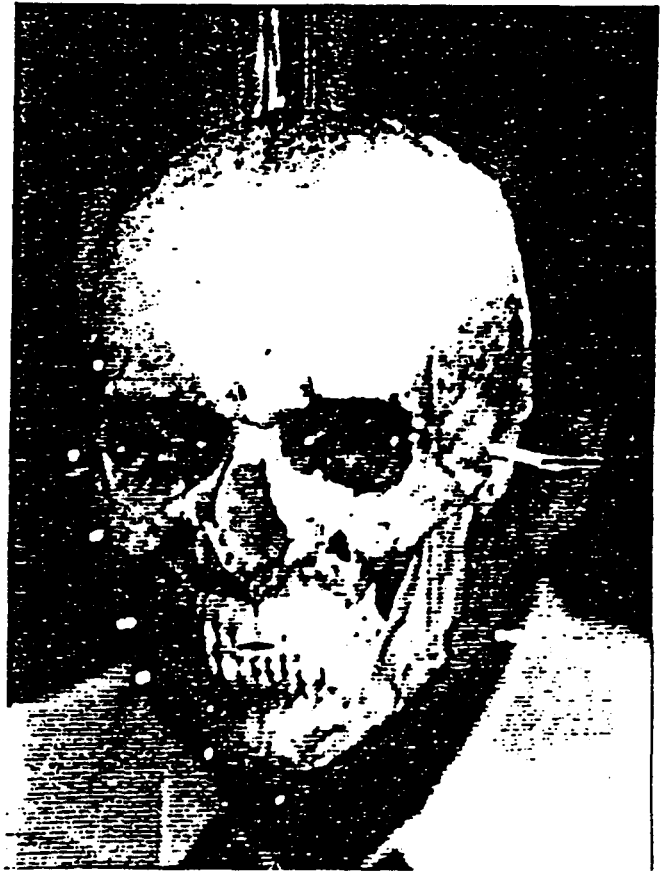
89



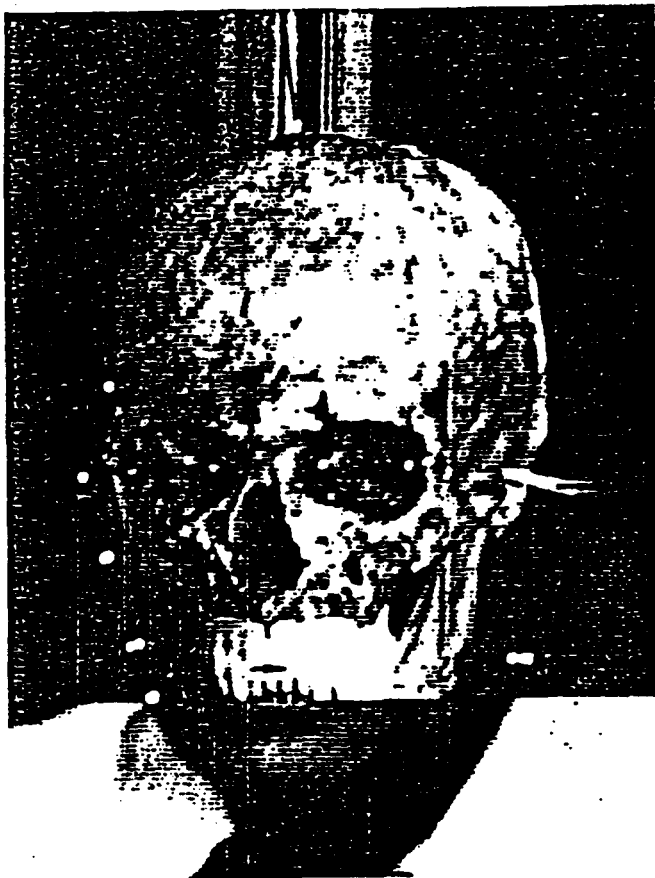
90



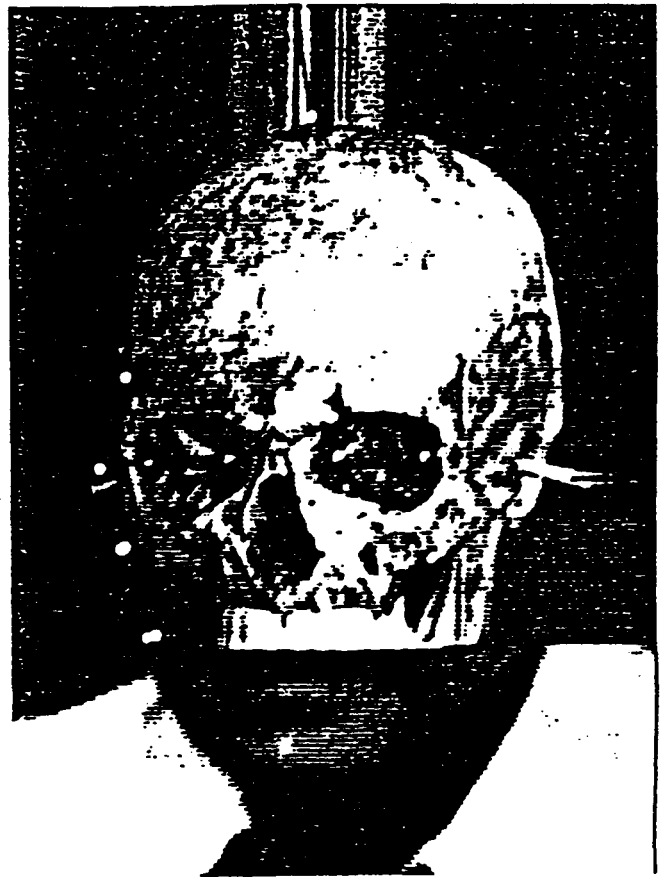
91



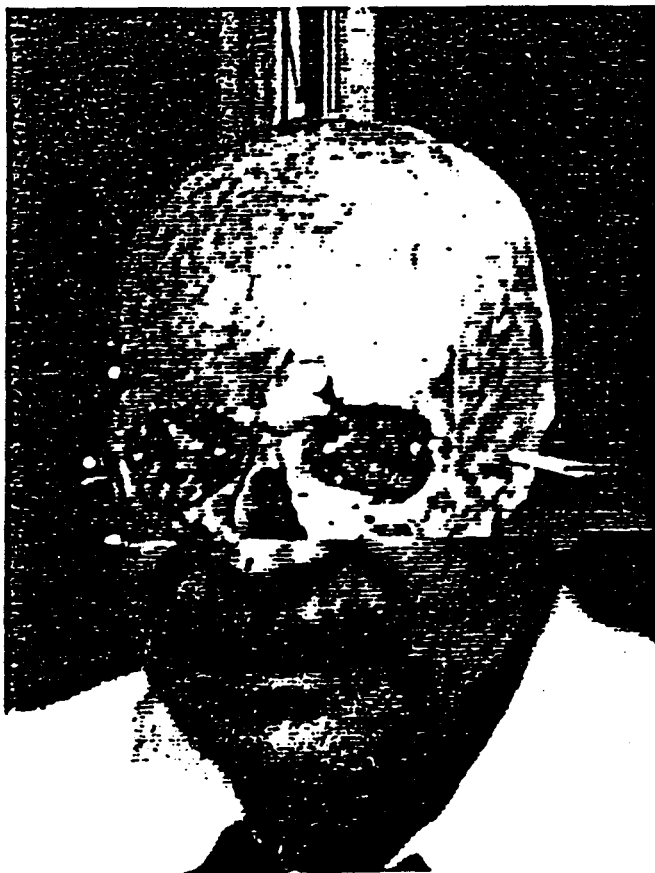
92




93




94




95




96




97




98



95



99




100



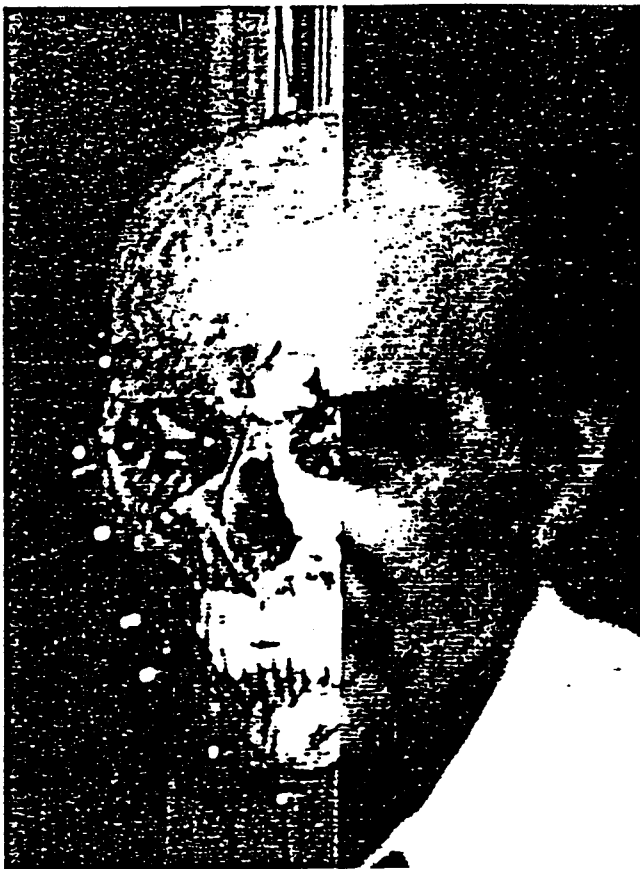
101



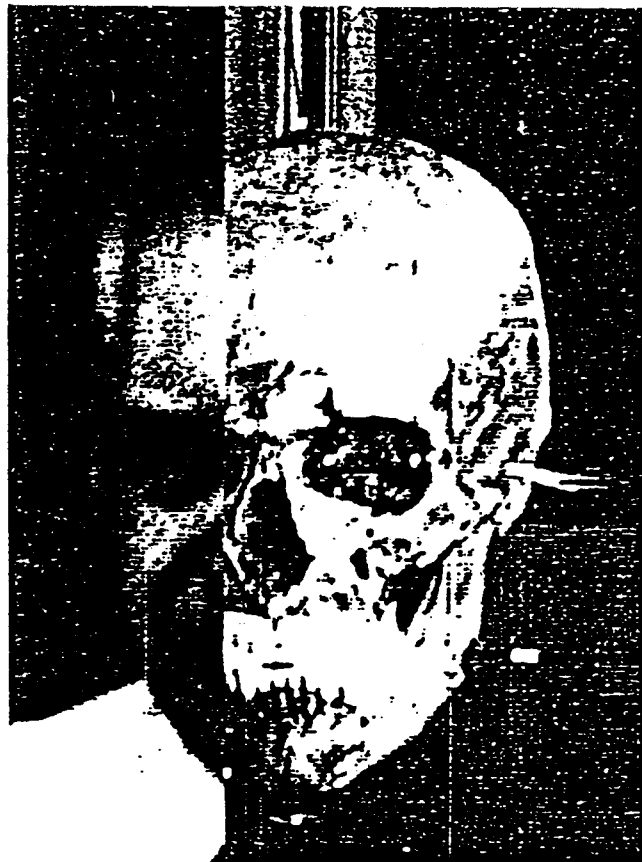
102



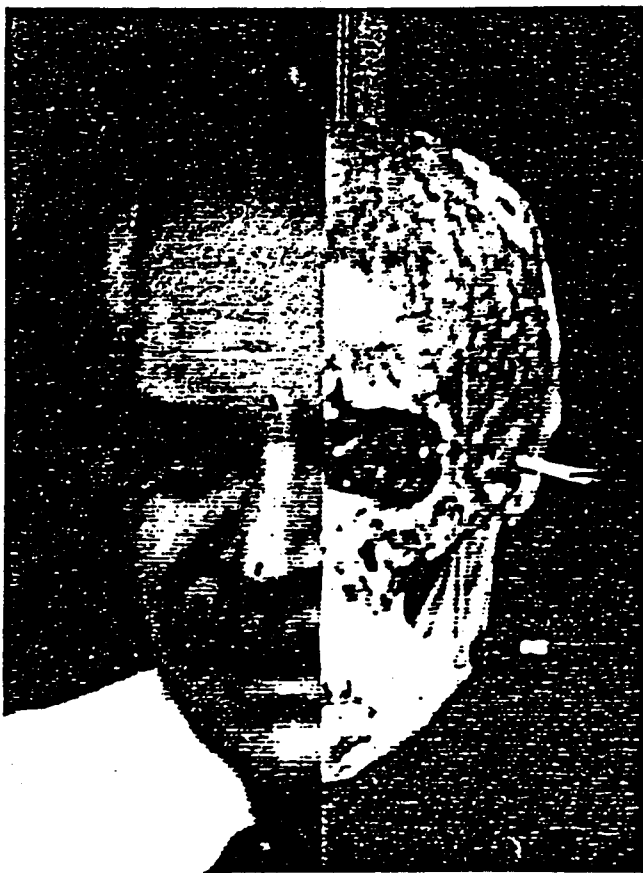
103



104



105



106



107



108



109



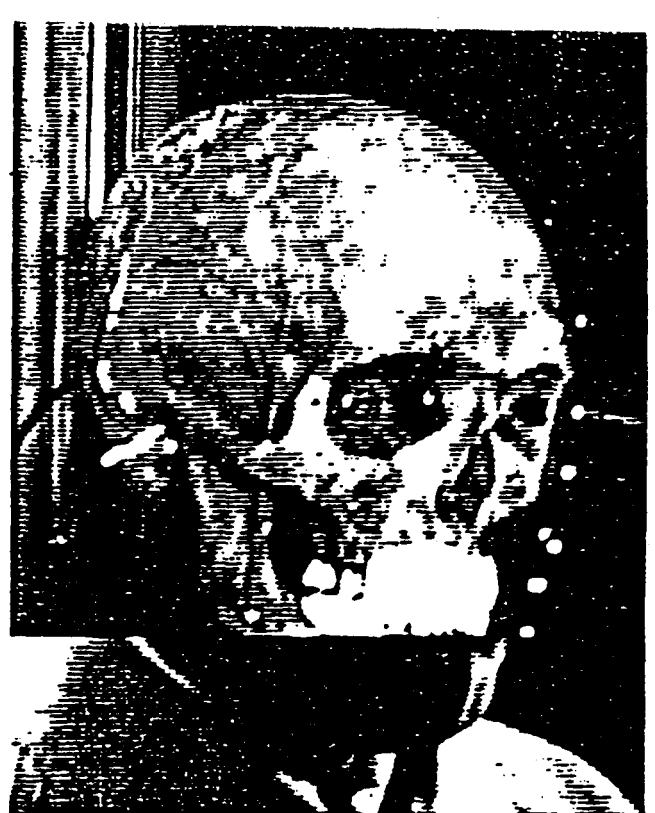
110



111



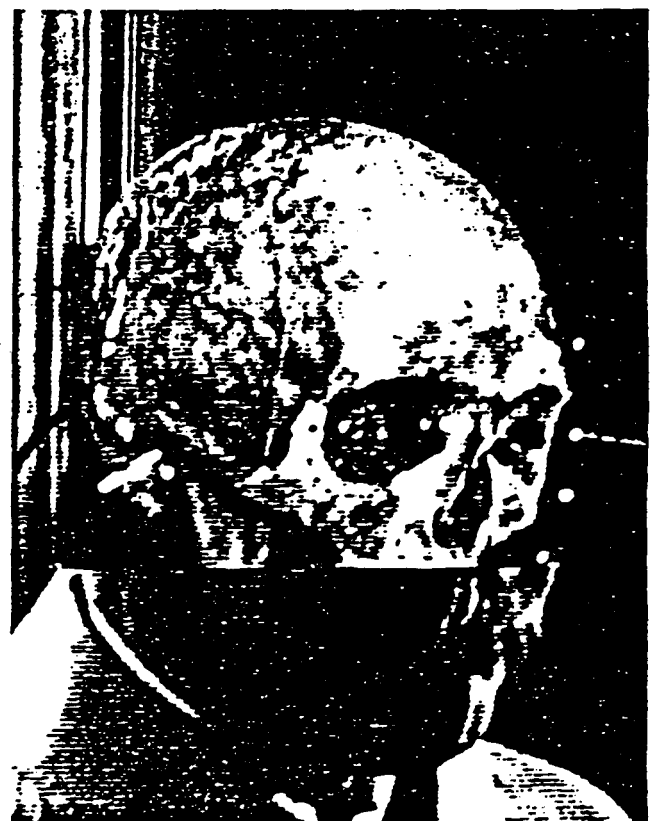
112



113



114




115

Dr. med. habil. Richard Helmer
Lehrstuhl für Rechtsmedizin
Kopierpapier Alice 23




116



117




118




119



120



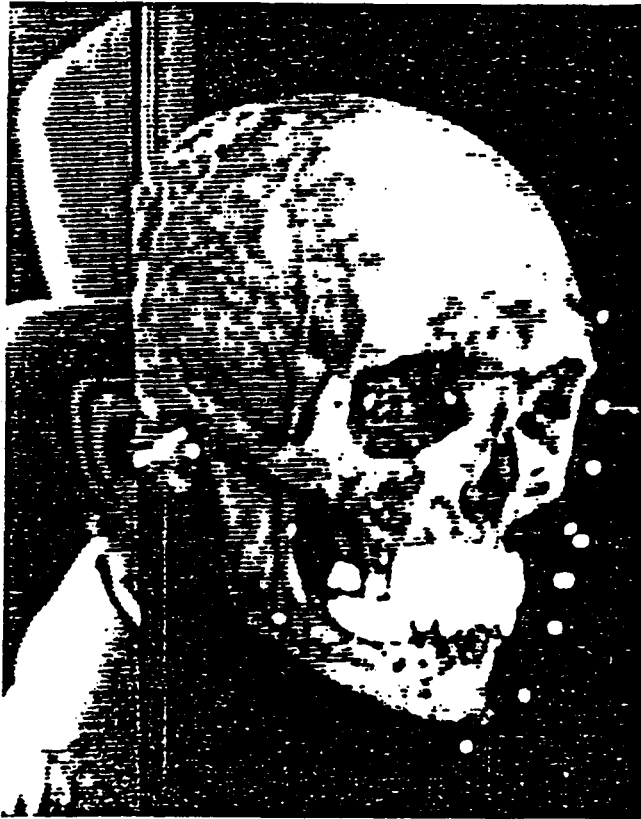
121



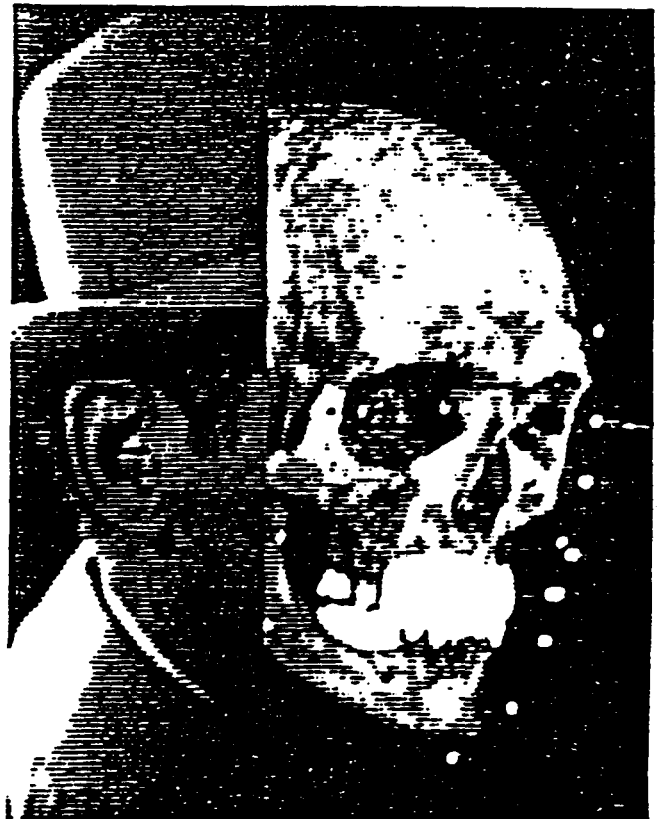
122



123



124



125



126



127



128



129



BUNDESKRIMINALAMT

- ED 22 -

Az.: M - 74 186 f.A.
.....

7310.2 - 70 / 85
.....

Lichtbildmappe zum Lichtbildgutachten

.....

Unbekannte männliche Person
.....

MENGELE, Josef, geb. 16.03.11
.....

in Günzburg
.....

.....

Aktenzeichen

TB 23 - 4
.....

RK 531.43
.....

erstellt :

Altmann
Altmann, EKHK
.....

Heinke, KK z.A.
.....

Heinke

MENGELE, Josef,
geb. 16.03.11 in Günzburg



1



2

Paßfotos (1938) aus den Unterlagen des ehemaligen SS - Rasse-
und Siedlungshauptamtes. Originale archiviert beim Document
Center, Wasserkäfersteig 1, 1000 Berlin 37.

Fotografias do passaporte dos arquivos da SS
originaes no centro de documentos Berlin.



3

Reproduktion eines Paßfotos (1956) vom Paßantrag Mengeles bei der Botschaft der Bundesrepublik Deutschland in Buenos Aires vom 09.11.56.

Reprodução de uma foto de passaporte do requerimento feito por Mengele na Embaixada da República Fed. Alemã em Buenos Aires em 09-11-56



4

Asservat 1



5

Asservat 2

peessoa desconhecida masculina

(MINISTERIO DA JUSTICA)

CARTERA DE IDENTIDADE PARA
ESTRANGEIRO
 PERMANENTE

WOLFGANG GERHARD

Nome

Ernesto Gerhard

Priderica Felner Géhard

Austríaca

03.09.1925

Welfnitz / Austria

26.04.1949

Data e Local de Nascimento

Santos

Assinatura do Titular

Assinatura do Expedidor

(INSTITUTO NACIONAL DE IDENTIFICACAO)

(DEPARTAMENTO DE POLICIA FEDERAL)

(MINISTERIO DA JUSTICA)

REPUBLICA FEDERATIVA DO BRASIL

NO. N.º 367-267

SE. N.º 315637

JOPS. SÃO PAULO 14.05.1976

Local e Data de Expedição

sigla do Orgão Expedidor

3276

HELENE FERREIRA DE SAUS

Assinatura do Expedidor

(INSTITUTO NACIONAL DE IDENTIFICACAO)

(DEPARTAMENTO DE POLICIA FEDERAL)

6

Asservat 3



4.1



4.2



4.3



4.4



4.5



4.6

Asservat 4

MENGELE, Josef,
geb. 16.03.11 in Günzburg



- Região*
Pariental
2. Einbuchtung - *Entrada*
 3. Augenbrauen - *Súpercilios*
 4. Oberlidraum - *Sobrelhas*
parte superior das pálpebras
 5. Schläfenfurchen (links) - *Sulco na têmpala esquerda*
 6. Schläfenfurchen (rechts) - *Sulco na têmpala direita*
 7. Innerer Augenwinkel (rechts) - *Ângulo ocular interno*
 9. Quersfurche - *Sulco oblíquo na raiz do nariz*
 10. Nasenrücken - *Dorso nasal*
 11. Nasenflügelunterränder - *Bordas inferiores das asas*
 12. Nasen-Lippen-Furchen - *Sulcos lábio-nasais*
 13. Besonderheit - *Sinal particular*
Entrada abaixo do lábio inferior
 14. Hautunterlippe - *parte não mucosa do lábio inferior*
 15. Kinn-queixo, largo - *é baixa*
 16. Oberabschnitt der linken Ohraußenleiste - *parte superior da borda lateral esquerda*
 17. Hinterabschnitt der linken Ohraußenleiste - *parte posterior da borda lateral esquerda*
 18. Unterabschnitt der linken Ohraußenleiste - *parte inferior da borda lateral esquerda*
 19. Ohrläppchen links - *lobulo esquerdo*
 20. Schrägfurche links - *sulco oblíquo*
 21. Innenleiste des linken Ohres - *borda interna da orelha esquerda*
 23. Unterer Höcker des linken Ohres - *protuberância inferior esqu.*
 24. Rechtes Ohr - *orelha direita*

MENGELE, Josef,
geb. 16.03.11 in Günzburg

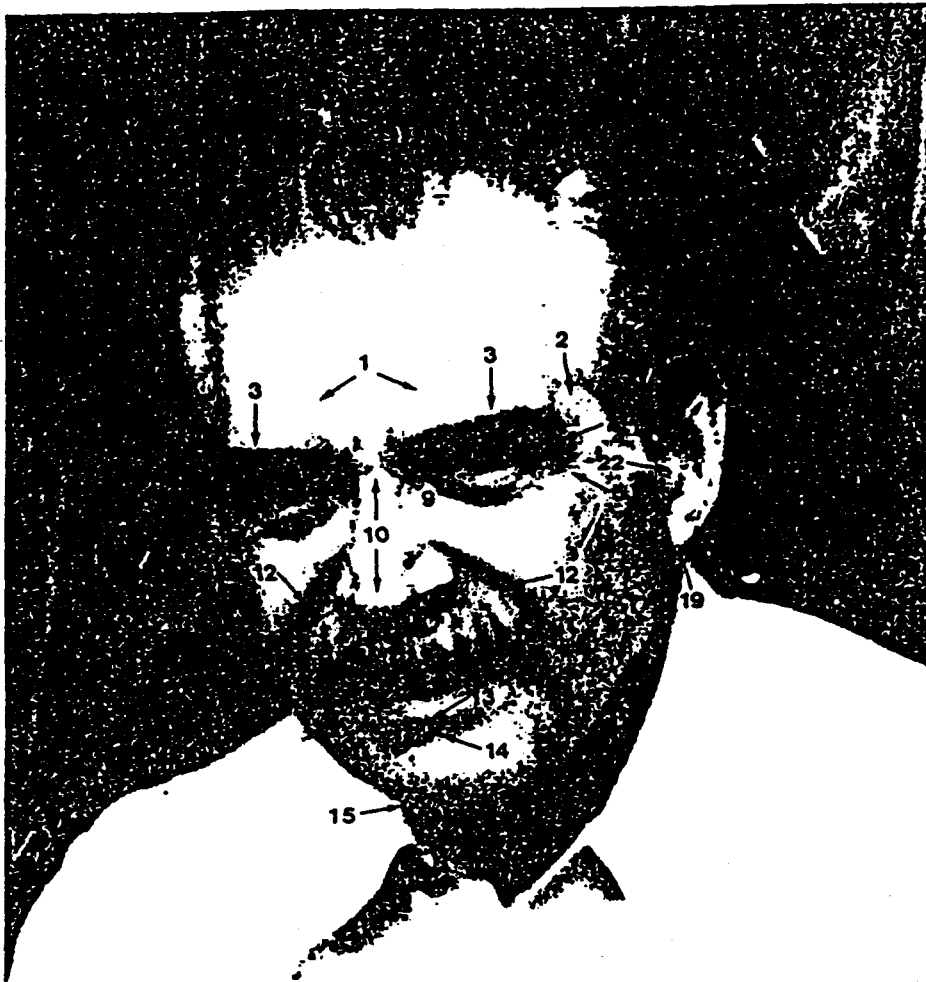


1. Stirn -testa
3. Augenbraue (links)
4. Oberlidraum
6. Einbettungstiefe ^{profundidade}
(linkes Auge) _{de olho da}
_{esquerda}
8. Nasenwurzel -raiz nasal
10. Nasenrücken
11. Nasenflügelunterrand
(links)
14. Hautunterlippe
16. Oberabschnitt der
linken Ohraußenleiste
17. Hinterabschnitt der
linken Ohraußenleiste
18. Unterabschnitt der
linken Ohraußenleiste
19. Ohrläppchen links
21. Innenleiste des
linken Ohres
22. Oberer Höcker - ^{protuberância}
des linken Ohres _{superior}
_{da orelha}
_{esquerda}
23. Unterer Höcker
des linken Ohres

Vergrößerung von Bild-Nr. 3 (Seite 2)
MENGELE, Josef,
geb. 16.03.11 in Günzburg




- 3. Augenbrauen
- 4. Oberlidraum
- 10. Nasenrücken. *dorso nasal*
- 11. Nasenflügelunterrand
(rechts)
- 14. Hautunterlippe
- 15. Kinn
- 24. Rechtes Ohr




1. Stirn testaf ^{entpada r.}
2. Einbuchtung (links) ^{pari}
3. Augenbrauen. ^{Sombreadhas}
4. Oberlidraum ^{area superior d}
^{palpebras}
5. Schläfenfurchen (links) ^{sulco na fonte e.gu.}
9. Querfurche. ^{sulco obliquo}
10. Nasenrücken. ^{dorso nasal}
11. Nasenflügelunterränder ^{borda inferior das asas do nariz}
12. Nasen-Lippen-Furchen ^{sulcos labio-nasais}
13. Besonderheit ^{sinal particular}
14. Hautunterlippe ^{parte não}
^{mucosa do lábio inferior}
15. Kinn. ^{queixo}
16. Oberabschnitt der ^{parte}
linken Ohraußenleiste ^{superior}
17. Hinterabschnitt der ^{parte}
linken Ohraußenleiste ^{posterior}
18. Unterabschnitt der ^{parte}
linken Ohraußenleiste ^{inferior}
19. Ohrläppchen links. ^{lobul}
20. Schrägfurche links. ^{sulco}
^{obli}
21. Innenleiste des ^{borda}
linken Ohres ^{interna da or}
22. Oberer Höcker des ^{protuber}
linken Ohres ^{superior}
^{da orel}
23. Unterer Höcker des ^{protuber}
linken Ohres ^{inferior}
^{da orel}



1. Stirn
2. Einbuchtung (links)
3. Augenbrauen
4. Oberlidraum
5. Schläfenfurchen (links)
7. Innerer Augenwinkel *angulo*
(rechts) *ocular interno*
9. Querfurche
10. Nasenrücken
11. Nasenflügelunterränder
12. Nasen-Lippen-Furchen
13. Besonderheit
14. Hautunterlippe
15. Kinn
16. Oberabschnitt der
linken Ohraußenleiste
17. Hinterabschnitt der
linken Ohraußenleiste
18. Unterabschnitt der
linken Ohraußenleiste
19. Ohrläppchen links
20. Schrägfurche links
21. Innenleiste des
linken Ohres
22. Oberer Höcker des
linken Ohres
23. Unterer Höcker des
linken Ohres




1. Stirn
2. Einbuchtung (links)
3. Augenbrauen
4. Oberlidraum
9. Querfurche
10. Nasenrücken
11. Nasenflügelunterrand (rechts)
12. Nasen-Lippen-Furchen
15. Kinn
17. Hinterabschnitt der linken Ohraußenleiste
18. Unterabschnitt der linken Ohraußenleiste



3. Augenbraue (links)
4. Oberlidraum
5. Schläfenfurchen (links)
6. Einbettungstiefe der Augen
8. Nasenwurzel- *ca. 2 nasal*
9. Querfurche
10. Nasenrücken
11. Nasenflügelunterrand (links)
12. Nasen-Lippen-Furche
13. Besonderheit
14. Hautunterlippe
15. Kinn
16. Oberabschnitt der linken Ohraußenleiste
17. Hinterabschnitt der linken Ohraußenleiste
18. Unterabschnitt der linken Ohraußenleiste
19. Ohrläppchen links
20. Schrägfurche links
21. Innenleiste des linken Ohres
22. Oberer Höcker des linken Ohres
23. Unterer Höcker des linken Ohres

Unbekannte männliche Person



2. Einbuchtung (links)
3. Augenbraue (links)
4. Oberlidraum
5. Schläfenfurchen (links)
6. Einbettungstiefe der Augen
9. Querfurche
10. Nasenrücken
11. Nasenflügelunterrand (links)
12. Nasen-Lippen-Furchen
13. Besonderheit
14. Hautunterlippe
15. Kinn
16. Oberabschnitt der linken Ohraußenleiste
17. Hinterabschnitt der linken Ohraußenleiste
18. Unterabschnitt der linken Ohraußenleiste
19. Ohrläppchen links
20. Schrägfurche links
21. Innenleiste des linken Ohres
22. Oberer Höcker des linken Ohres
23. Unterer Höcker des linken Ohres



1. Stirn
3. Augenbrauen
4. Oberlidraum
8. Nasenwurzel
9. Querfurche
10. Nasenrücken
11. Nasenflügelunterrand
(rechts)
12. Nasen-Lippen-Furche
(rechts)
15. Kinn
- 24. Rechtes Ohr *orelha dizeifa*



- 1. Stirn
- 10. Nasenrücken
- 11. Nasenflügelunterrand
(rechts)
- 12. Nasen-Lippen-Furche
(rechts)
- #24. Rechtes Ohr. *osella d. d. r. ita*



1. Stirn
3. Augenbraue (rechts)
4. Oberlidraum
6. Einbettungstiefe der Augen profundidade de
recuo dos olhos
7. Innerer Augenwinkel (rechts)
8. Nasenwurzel raiz nasal
9. Quersfurche
10. Nasenrücken
11. Nasenflügelunterrand (rechts)
12. Nasen-Lippen-Furche (rechts)
14. Hautunterlippe
15. Kinn
24. Rechtes Ohr



- 1. Stirn
- 3. Augenbraue (rechts)
- 4. Oberlidraum
- 6. Einbettungstiefe
(rechtes Auge)
- 8. Nasenwurzel
- 9. Querfurche
- 10. Nasenrücken
- 11. Nasenflügelunterrand
(rechts)
- 24. Rechtes Ohr
Orelha direita

S T A M P

Federal Criminal Office
TB 23-4 (Municipal Court Fa)
Court Official (initials)

Dear Messerle:

It is with great grief that today I am carrying out the painful obligation of having to inform you and all relatives of the death of our mutual friend.

At this time I am still too much overcome by the closer details of this event and some other things have taken priority; so for the moment I am limiting myself to a brief notification, along with the most important information, without going into particular detail as to time and place. Then, upon receiving a reply to this letter, along with the confirmation of the old or listing of a new place to which our correspondence is routed, I shall furnish you a more detailed accounting of what happened.

As in every year, I spent a vacation of three weeks at the seashore with my family. And "Uncle", as we called him - and that is what he was to our children - spent the final days of his life there with us.

One evening, while he was bathing in the ocean, he suffered a stroke while swimming and, after apparently suffering a paralysis on one side of the body was able to make clumsy swimming motions with one arm. When this happened he was somewhat further away from me and closer to my family who were in the process of getting out of the water and closer to the beach because an undertow seaward was becoming apparent. Our 12 year old boy shouted: "Uncle, get further out of the water because the water is exerting a pull into the ocean!" In this context the boy was surprised by the strange motions being made by a man who normally was an excellent swimmer. He drew my wife's attention to this, whereupon she called to me: "Look after Uncle, he appears unable to get out!" and concentrated on getting the children to safety.

I swam over to him as quickly as I could, grabbed him under the arms in midriff while the latter was making only clumsy swimming motions with one arm and,

while supporting him and working with all possible momentum with one arm and legs, attempted to get him to the beach. Since it was impossible to stand in this spot and the current was very much against us, it was a very difficult struggle.

Meanwhile, my wife and our 14 year old daughter had run for help. However, in the meantime, I had dragged the affected individual into water that was hip-deep; he had meanwhile become unconscious. At this point my son and another fellow on whom my daughter had called for help, arrived on the scene and pulled him completely to the sandy beach. My daughter had approached a group of people sitting some distance away and had urgently asked for a surfboard. It so happened that the man there was a physician, and when he heard that it was a matter of saving someone who was drowning he ran back alone with her. He immediately attempted resuscitation in the conventional method and also started to massage the heart. Meanwhile, the wife and daughter ran to the nearby beach restaurant and called for the rescue squad, which shortly reached the scene. However, it was all to no avail and too late. Fighting heroically to his last breath, just as he had done throughout a tumultuous life, that is how our friend departed from us for always on a subtropical ocean beach.

All the further details I can hint at here only very briefly. Since I myself had also been transported to the rescue station, where I received medical attention and was put in bed, the responsibility and care for everything else that needed to be done became the sole responsibility of my wife: having the deceased placed into police custody until the body was finally released during the night, its transport to the nearest town, attendance at the judicial inquest, etc. All this was connected with innumerable obstacles and dangers resulting from the great difference in age. During a severe storm that led the driver of the police car to fear that a toppling tree would kill him, she returned to the small village only at 0500 the following morning and, due to the excitement, found herself virtually unable to fall asleep. Then, by 0800, she had to be at

the registrar's office when it opened in order to have a death certificate issued. Since neither one of us was in condition to operate a motor vehicle she took the bus back into town where, even during the night, she had already initiated all that was necessary in a funeral home. It is customary here that the deceased normally are buried within one day, hence the rush.

Unfortunately, despite all efforts on her part, she was unable to comply with Uncle's wish that he had only recently expressed, to be cremated. In this country, which is still predominantly Roman Catholic, strict regulations to this effect still apply. When the deceased has not left behind an officially certified written request to this effect, only a close blood relative, with the approval of the remaining relatives, can obtain such a permit.

Now, during his last visit, Lange had suggested to me that in the event of Uncle's death, he should be interred in a double grave alongside Lange's mother (whom he had known) in a small locality nearby. In order to forestall bureaucratic difficulties he had already verbally prepared the cemetery administrator of the fact that an older, sickly relative potentially ... The fact that this individual possessed a good memory of persons and names in the end almost doomed everything to failure. In fact, it is customary here to once more lift the cover of the casket one more time prior to burial in order to say farewell to the deceased. When the administrator read the death certificate, he said: "Well, that is life. He talked to me about someone else coming here, and now he is lying here himself!" And following that he prepared to open the lid of the casket in order to see the deceased once more.

For anyone who can imagine to some extent all that had occurred thus far will be able to understand that the hysterical fit that my wife feigned in order to prevent the lid of the coffin being opened was only half simulated. Enough! Our friend, lying in a beautiful coffin and amply surrounded by flowers was interred properly and with all decorum. Since possibly in the future it may be desired to rebury, cremate or transfer the remains, which might necessitate

assistance on the part of the Lange children, I would suggest that a loose and friendly contact with them be attempted and maintained. Utilization of an intermediary, such as Uncle had recommended, by way of my mother-in-law, might well serve the purpose of bridging the gap. We just received news from her. Even though rheumatic pains are restricting her mobility, she would be glad to act as intermediary for Uncle, whom she esteems and whose fate is known to her, even though she is not aware of his real name. A personal visit on your part to her (should you at some time consider it useful) would not cause any problem. On the other hand, an unfriendly daughter with whom she resides, is totally uninitiated.

We immediately looked after Uncle's belongings that remained behind. All papers, writings, books, - even every last slip of paper and all easily moveable valuables are in our possession and under lock and key. At the moment time does not permit us to carry out even a superficial survey that would, among other things serve the purpose of separating and burning a good part of it. All this will take a more extended period of time. Instinct would lead me, presumably you as well, to recommend an immediate burning of such items. On the other hand, I am also fully aware of the responsibility. The fate of this individual is so remarkable that I hesitate to preclude future descendants in the family from receiving an inheritance benefiting their mentality. - even if the present generation does not attach any importance to it. As far as you yourself are concerned, at this time there is little to be done or to assist with. In any case, he burned all of the mail he received and made copies of his own that are available. The rest consists of an unsurveyable pile of notebooks or poorly legible but briefly written diaries, unfortunately containing much too little of literary value, and everything intermixed with unimportant cash receipts, newspaper notices, notations about household items, etc. Consequently, some careful screening will be required to separate the wheat from the chaff.

Since I am pretty well familiar with all private matters and largely am in agreement with the deceased's political views, you need not worry about my temporarily looking after things. My desire will always be to see to it that nothing remains behind that in one way or another some time in the future could receive a negative interpretation.

Today we met with Ge and Gi at the house and we discussed the dissolution of the household. We decided to await your reply to this letter of mine before any final decisions are made as to the final disposition of the property. At this time, partly because the sons receive good income, they are not in a bad financial position and intend to purchase a larger house. On the other hand, I assume that they would not want to live in Uncle's house. They are prepared to sell it and make the proceeds available to you. The value is approximately \$15,000 in U.S. currency. To the extent that I am familiar with the situation this will turn out to be a long drawn-out affair with additional expenses, since we want to make it impossible for squatters - "intrusos" - to move into the property whom it would then be difficult to evict. In addition, a deserted home gets immediately demolished and destroyed by bad elements. Thus we have no choice but to keep on board the relatively expensive household maid, to continue paying her salary and living expenses and to be glad, under the circumstances, that she remains in place.

The television set, phonograph, etc. are already in my hands and a decision as to their disposition will have to be made; as to the furniture, all of which is old, clothing, and household items a similar decision needs to be made. Part of the furniture perhaps might be used in the sale of the property, the remainder most likely could only be given away. We would appreciate receiving from you a decision and response as soon as possible.

The remainder of Uncle's dollar reserves, the golden watch of his brother are now, as before, being safeguarded in the safe deposit box in our bank. Together with a precise compilation of expenses everything will be turned over

should one of you come over here. I could imagine that R., for instance, might come over for a vacation in order to wander with us through the beach landscape through which Uncle walked with us on his last day. In this connection, however, I wish to emphasize that at this time such a trip on your part or by anyone else would not make much sense.

We also believe to be in agreement with your thinking if we plan to continue secrecy now as before. This is intended not only to avoid personal unpleasantness but also to compel the opposition to continue wasting money and effort on something that has already been superseded by events.

Perhaps it might be worth while to attempt simplifying our mailing contacts. In this connection I am thinking of your recommendation to Uncle a year ago in connection with an individual living nearby who also receives letters from overseas, something like that or something similar.

In the future, should you have any notification for us that is urgent, or should you desire to have an exchange of views verbally, we now have had a telephone installed at home. The number is 531 6197 and for the most part my wife is at home starting at 1400 (1800 your time). If one wishes to find out the prefixes for country and city, it would be easy to call us from house to house or a neutral place where a telephone is available. At the time of Lange's death my wife, by simply dialing a number (which we obtained from Eino and which has since been changed) was able to talk immediately and with all clarity with the children.

I doubt that I have left out anything of importance and thus will conclude. We wish to express our condolences to all relatives and remain in old friendship, with best regards especially to you, but also from family to family,

yours,

Mu's

0055 11/

Berlin, 8 March 1979

Profound congratulations, my dear one [Josef Mengele]!

By the end of next week that day will be coming around again, 16 March - "our day" on which most certainly all three of us will be especially thinking of each other.

I am sure that you immediately noticed from the first line that we have moved, specifically as of 1 March.

Through a classified ad in the Frankfurter Zeitung Ro. [Mengele's son] has succeeded in finding a very interesting position here in Berlin. As a result of his extensive experiences in Saudia Arabia he had a great advantage over the numerous other applicants, since Berlin-Consult (that is the name of the firm) constructs industrial facilities that are ready to be occupied in the Eastern block, Algeria, Lybia and, among others, also in Saudi Arabia. The position is practically tailor-made for him. Ro. is in charge of the contracting department. This time it appears that a really solid, generous, and financially strong firm is involved. Ro. heads for work early in the morning in a virtual state of euphoria and returns only late (yesterday it was after 8 p.m.) tired, but nevertheless still in a good mood. There hardly could be any better indication. Tomorrow he is flying to some negotiations in Cologne. And on Sunday or Monday possibly to Yugoslavia! If only he had decided sooner to work within a firm, but perhaps he had set his sights a bit too high.

For us Berlin means enormous change in every respect. When compared to Freiburg the city makes a rather brutal impression on me. Ro. is well motivated by his work. As for me, the situation is somewhat different, since at this time I do not know anyone. I am now searching for a job at least a few hours a day, because to some extent I "have a bit of cabin fever."

Our Ines [Mengele's granddaughter] has come along in great shape (see photos!). Today she is exactly 7 months "old."

Now let me begin to convey to you the "length" statistics:

She has grown an entire 19 cm (72 cm) and now weighs double her weight on 8 Aug 78, specifically 8,000 grams.

The hair growth still leaves something to be desired, but the few hairs that have grown in the meantime are considerably lighter in color than the first ones. One month ago the first two little teeth appeared in the lower jaw. In the upper jaw as well little teeth are visible just below the gum. Everyone admires Ines' eyes. They really are enormously large and of a particularly dark shade of blue. Wherever she laughs she completely pulls up her nose in doing so, which is why we call her "nose bear."

More recently she has been displaying a great interest in her feet. Frequently, when I approach her little bed (she already outgrew the

traditional basket a long time ago), she grasps a little leg and then puts the foot into her mouth. She is now able by maneuvering and swinging around to turn over from lying on her stomach to lie on her back, and for the past three days she has also managed to do the same in reverse and does it pretty well. If one sits her down upright on a firm foundation then she is able to admire her surroundings for a few minutes from this entirely new perspective.

Her funny sounds, which she makes almost the entire day, are gathering many different meanings, and shortly before mealtime they become really energetic. Even though she has already travelled along with us on a number of occasions -- just three weeks ago to Livingno in Italy for skiing -- she is definitely sensitive to changes in location and living conditions, expressed in the last few days by noticeable unrest. Now she is gradually getting assimilated. At present we are being honored every other day with the presence of different craftsmen; today the kitchen furnishings are being delivered and the telephone will be booked up. Around here all house restoration work is tied in with considerable difficulties, since everything in the older buildings is constructed in a very primitive way. Yet we want to make it all somewhat comfortable so that we can feel at ease here. Now I am going to turn over the typewriter to Ro, since this letter must get to the post office without delay. All my love on the occasion of the 68th birthday and, until the near future,

[The writing immediately above was typewritten by Mengele's daughter-in-law].

[The writing immediately below was handwritten by Mengele's son]

Dear Mus's [the Bosserts]:

Here my best wishes and news were to have been added. The letter remained lying around for some time since initially we had to absorb the sad news.

A tragic fate has come to an end; only with difficulty are we able to realize it. It is certainly one consolation for us, that is the victory of humanity and friendship that overcame all obstacles and this security up to the last moment.

Dear friends, we think of [you] in this hour, and we want to thank you remote from any sentimentality and bombast also in the name of him, who accepted this as a matter of course [and] who also sometimes found it difficult just to be simply human. We ask of you never to forget this friendship and to preserve it for us if possible.

You have gone through difficult hours, especially because of the particular circumstances. The grave digger probably was probably not so wrong - that one should always inquire about one's own grave and not about that intended for others. We thank

you for all your trouble and admire your skill and the perfect execution of all necessary measures.

There are a few personal items that the "heir" would perhaps have liked. I am thinking especially of any literary remains which may exist. Everything else should certainly go to those who also had the work and the trouble, as a small acknowledgement, so to speak.

The last route -- and you have recognized this correctly -- I would like to take personally with him one more time. For this reason I shall come in September or December of this year. I shall coordinate the exact date with you. For the time being I cannot get away since I am blocked for going on leave for five months. Almuth writes about my new job. We hope that all is well with you and that you are leading a happy life. From the bottom of our hearts we wish you all the best and remain, with best regards.

yours,

s/Ro. [Mengele's son]

**REPORT
of the**



**FEDERAL BUREAU OF INVESTIGATION
WASHINGTON, D. C. 20535**

To: Mr. Howard Safir
Associate Director for Operations
United States Marshals Service
U. S. Department of Justice
One Tysons Corner Center
McLean, Virginia 22102

July 31, 1985

FBI FILE NO.

LAB. NO. 50715036 S RB

Re: JOSEF MENGELE;
FOREIGN POLICE COOPERATION

YOUR NO.

Examination requested by: Addressee

Reference: Telephonic request of June 7, 1985

Examination requested: Chemical Analyses

Specimens:

The following specimens are original documents made available for examination by the Federal Police Chief in Sao Paulo, Brazil, Mr. Romeu Tuma, on June 12, 1985. During the examinations in Brazil, small (1 mm diameter) disks were cut from the documents as samples of ink and paper. The documents were returned to Mr. Tuma on June 14, 1985.

Q1 Three pages of notes on white lined paper with undated writing on five sides entitled "Verbuen Composituen"

1 - Mr. Neal M. Sher
Director
Office of Special Investigation
U. S. Department of Justice
1377 K Street, N. W.
Washington, D. C. 20005

Page 1

(over)

RECEIVED

AUG 5 1985

OFFICE OF
SPECIAL INVESTIGATIONS

298

- Q2 One-page of white lined paper with undated writing on one side beginning "Man hat in psychologische..."
- Q3 Torn piece of white unlined paper with undated writing on one side beginning "Seltsamer Wander..."
- Q4 Three-page letter on white lined paper with writing dated 2/25/69, on five sides beginning "Mein Lieber!..." and signed "Kein Engel"
- Q5 Thirteen pages of notes on white unlined paper with writing on twenty-five sides dated between 1/1/76, and 1/22/76
- Q6 Three pages of notes on pink unlined paper with undated writing on five sides beginning "In der Bibel..."
- Q7 One-page note on white lined paper with writing dated 1/4/76, on two sides with pencil heading "Notizen uber..."
- Q8 One-page note on white unlined paper with undated typewriting on the front side entitled "Gartenblumenstrauss" and undated writing on the back side
- Q9 One piece of white paper with name and telephone number "Sr. Antonio Pereira 278.4694"
- Q10 Five pages of notes on pink unlined paper with undated writing on ten sides beginning "Nach seiner..."
- Q11 One-page note on pink unlined paper with undated writing on two sides beginning "Dieser Vorgang..."
- Q12 One-page note on pink unlined paper with undated writing on two sides which appears to be a continuation of Q11
- Q13 Two-page folio letter on white paper with undated writing on four sides beginning "Muy amigo mio..."
- Q14 Six pages of notes on white lined paper with undated writing on eleven sides entitled "Fiat Lux"

The above specimens bear the designations #75 through #88 which were placed on the documents by forensic science examiners from the Federal Republic of Germany.

Result of examination:

The following examinations were conducted by Dr. Antonio A. Cantu of the Forensic Science Research Group of the FBI Laboratory. Dr. Cantu traveled to Brazil as part of an American forensic science team to assist in the examination of evidence relating to a body suspected to be the NAZI war criminal, Dr. Josef Mengele.

Chemical and physical examinations were performed on the questioned ink entries appearing on specimens Q1 through Q14 and the results were compared with those from inks in the Bureau of Alcohol, Tobacco and Firearms' standard ink library.

Eight different ink formulas were used to prepare the questioned inks on specimens Q1 through Q14 . Four of these are ball-point pen inks and four are fluid inks as those used in fountain pens. The following table indicates where these inks were used:

<u>INK</u>	<u>COLOR</u>	<u>TYPE</u>	<u>SPECIMEN</u>
1	blue	ball-point	Q3, Q5, Q7
2	blue	ball-point	Q5
3	blue	ball-point	Q9
4	black	ball-point	Q5, Q7
5	blue-black	fluid	Q1, Q4, Q6, Q10, Q11, Q12
6	blue-black	fluid	Q13
7	black	fluid	Q2
8	black	fluid	Q8, Q14

The three blue ball-point pen inks, inks number 1, 2 and 3, the two blue-black fluid inks, inks number 5 and 6, and one of the two black fluid inks, ink number 8, have characteristics

found in standard inks available prior to 1965. The dye systems in the three ball-point pen inks are commonly found in current ball-point inks along with other more currently available dyes. The three fluid inks have characteristics of iron based inks which are not commonly used today.

The black ball-point pen ink, ink number 4, allegedly used on specimens Q5 and Q7 in 1976, matched a standard ink produced between November 1, 1974, and August 4, 1977, by the Bic Corporation in Milford, Connecticut. Bic ball-point pens with this ink are not distributed in Brazil. Brazil only distributes European made Bic pens whose corresponding ink formulations are different from those made by Bic in the United States.

The black fluid ink, ink number 7, used on the undated specimen Q2, matched a standard ink produced between 1958 and 1968 by the Parker Pen Company in Janesville, Wisconsin. This ink was made available to Brazil during these years by the Wisconsin Parker plant and possibly by the Parker plant in England.

The paper from each of the specimens contains no watermark. The absence of watermarks excludes proper source identification and dating of the paper. However, visual examination of the papers of specimens Q1 through Q14 found characteristics of papers manufactured prior to 1979, the year that the subject allegedly died.

As a result of these examinations, no evidence was found to eliminate the possibility that specimens Q1 through Q14 were prepared prior to 1979. Although one ball-point pen ink was found that is not known to have been marketed in Brazil, a pen with this ink could have been brought into Brazil by some means other than commercial sales.

DR. DAVID A. CROWN
EXAMINER OF QUESTIONED DOCUMENTS

TEL: (703) 388-1780
(703) 388-8833

3103 JESSIE COURT
FAIRFAX, VIRGINIA 22030

June 19, 1985

LABORATORY REPORT

SUBJECT: In re: Josef Menegle Documents Found in
Brazil

REPORT TO: Mr. Howard Safir
Associate Director for Operations
United States Marshals Service
U.S. Department of Justice
One Tysons Corner Center
McLean, VA 22102

EXHIBITS: Q1--(German #75) Original five page document on lined paper, no date, entitled "Verbuen Composituen".

Q2--(German #76) Original strip of lined paper, no date, with text beginning "Man hat in psychologische philosophischer..."

Q3--(German #77) Original torn piece of white unlined paper, no date, with text beginning "Seltsamer Wander ich guesse Dich..."

Q4--(German #78) Original three page letter dated 2/25/69 beginning "Mein Lieber ! Nach langer..." and signed "Kein Engel".

Q5--(German #79) Original thirteen pages of notes on various dates beginning 1/1/76 and ending 1/22/76.

Q6--(German #80) Original three pages of notes on pink unlined paper, no date, with text beginning "In der Bibel lesen Wir diese Geschichte..."

Q7--(German #81) Original page of notes dated 1/4/76 with pencil heading "Notizen ueber Langes Besuch".

Q8--(German #82) Original sheet of white unlined paper, no date, with typewritten

EXHIBITS:
(cont'd)

text on one side entitled "Gartenblumenstrauss" with handwriting on reverse.

Q9--(German #83) Original slip of paper with name and telephone number "Sr. Antonio Periera 278.4694"

Q10--(German #84) Original five pages of pink unlined paper, no date with text beginning "Nach seiner Physischen Organization ist der Mensch ein Säugetier..."

Q11--(German #85) Original sheet of pink unlined paper, no date, with text beginning "Dieser Vorgang ueber Natur geschehen.." (Lamark-Darwin notes)

Q12--(German #86) Original sheet of pink unlined paper, no date, continuation of Lamark-Darwin notes.

Q13--(German #87) Original two page folio letter, no date, with text beginning "Muy amigo mio ! Mit dieser..."

Q14--(German #88) Original ten page document on lined paper, no date, entitled "Fiat lux" with text beginning "Nach dem Krieg war ich..."

K1--Exemplars of the handwriting of Dr. Josef Mengele appearing on two biographical statements dated 7/15/1938 and 1/1/1939 and associated documents from the SS Files located at the Berlin Document Center.

K2--Exemplars of typewriting taken in Sao Paulo, Brazil, 6/13/85 from ABC Portable typewriter, Serial Number 2-24160.

K3--Exemplars of typewriting taken in Sao Paulo, Brazil, 6/13/85 from Smith-Corona Zephyr Portable typewriter, Serial Number 6YZ4210J9.

PURPOSE: To compare the documents found at the Bossert home in Sao Paulo, Brazil area with the known writings of Dr. Josef Mengele found in his SS File.

To determine if either of the two typewriters found at the Bossert home in the Sao Paulo, Brazil area were used to prepare the typing on Q8.

FINDINGS: My conclusions are as follows:

The questioned handwriting on Q1, Q2, Q4, Q5, Q6 with the exception of the Greek word on the last page, Q7 with the exception of the pencil notation "Notizen ueber Langes Besuch", Q8, and Q10 through Q14 was definitely written by Dr. Josef Mengele.

The questioned writing on Q3 and Q9 was not written by Dr. Josef Mengele.

No conclusion has been reached regarding the authorship of the pencil notation "Notizen ueber Langes Besuch" on Q7 and the Greek word on the last page of Q6.

The typewritten portion of Q8 was not prepared on K2 or K3. The typing on Q8 is consistent with Olympia (West German) typewriters manufactured after World War II.

REMARKS: The above expressed conclusions are in agreement with the conclusions reached by Mr. Gideon Epstein who examined the evidence concurrently and independently in Sao Paulo, Brazil.



Dr. David A. Crown
Examiner of Questioned Documents

cc: Mr. Gideon Epstein, USINS
Dr. Antonio Cantu, FBI

Observations on the Purported Skeleton of Josef Mengele

14 January 1986 - 15 January 1986

Donald J. Ortner, Ph.D.

Curator

Department of Anthropology

Smithsonian Institution

Washington, D.C. 20560

U.S.A.

Revised

19 August 1986

Introduction

At the request of the Office of Special Investigations, Criminal Division of the United States Department of Justice I spent one and a half days (14 January - 15 January 1986) in Sao Paulo, Brazil studying the purported remains of Dr. Josef Mengele for evidence of skeletal pathology that might be helpful in resolving some of the remaining questions related to a positive identification of the remains. While in Sao Paulo I had the full support and cooperation of Dr. Romeo Tuma, Chief of Federal Police, State of Sao Paulo and Dr. Rubens Maluf, Director of the Instituto Medico-Legal of Sao Paulo. Dr. Stephen Dachi, Consul General of the U.S. Consulate, Sao Paulo and Mr. Frederick Kaplan, a political officer at the U.S. Consulate, provided invaluable cooperation.

Observations on the skull and mandible

Both the skull and mandible were located at another laboratory in Brazil where a clay restoration of the soft tissue was being attempted. Therefore I was unable to study the skull and mandible first hand. For this reason my observations are limited to features observable on x-ray films or photographs. The chief lesion of interest is the lytic focus on the left zygomatic bone. Interpretation of this defect is complicated by the fact that there clearly is considerable postmortem bone loss at this site. X-ray films reveal a very irregular but roughly circular opening in the bone. In at least one film there appears to be two or three layers associated with the defect and the opening becomes progressively smaller in the deeper layers. Tissue immediately adjacent to the defect in each layer has what appears to be a thin x-ray dense margin. However, the typical response of bone to chronic inflammatory drainage, including a relatively thick zone of compact bone and thickened spongy bone, is not apparent in the x-ray films. The morphology seen on

x-ray film and photographs, including the very irregular shape of the border of the defect, is more compatible with a diagnosis of postmortem bone destruction. Conversely, arguing for the possibility of a fistula communicating between the maxillary sinus and an external surface, is the suggestion of a circular pattern of what appears to be the exposed trabeculae surrounding the defect. The presence of some postmortem damage and the destructive histological procedures used as part of the forensic analysis may make resolution of this issue impossible. The possibility, however, of chronic maxillary sinusitis associated with destruction of adjacent bone tissue and a fistula for draining the chronic discharge certainly cannot be ruled out on the basis of my study of the photographic and x-ray film evidence.

Observations on the vertebral column and ribs

The cervical (neck) vertebrae (C1-C7) are all present and are in a fairly complete state of preservation. The diarthrodial (gliding) joints show minimal arthritic lipping. There is some evidence of porous degeneration particularly on the left diarthrodial joint of the C4-C5 vertebrae. The amphiarthrodial joints (between the vertebral bodies) tend to have porous arthritic degeneration on the posterior surfaces that is particularly severe in the C4-C5 joint. Amphiarthrodial joints from C4 to C7 show considerable evidence of arthritic lipping. All of these degenerative arthritic changes are suggestive of moderate to considerable physical activity and might have resulted in chronic neck pain during life.

The diarthrodial joints of the thoracic (chest) vertebrae (T1-T12) show minimal evidence of degenerative arthritis although these joints are missing from T7-T8 through T12. With the exception of the T5-T6 joint, the amphiarthrodial joints show minimal evidence of arthritic change. The amphiarthrodial joint surfaces from T8-T9 through T11-T12 show evidence of bone destruction of varying severity from

Schmorl's nodes that suggest abnormal stress to the disks of these vertebrae. The lower thoracic vertebral bodies also exhibit arthritic lipping that is particularly severe in the joints of T3-T4, T5-T6 and T8-T9. From the T5-T6 joint through T12, the costovertebral joints show moderate evidence of porous arthritic degeneration that might have been associated with pain on heavy breathing. The vertebral bodies of T4 to T7 are slightly eccentric with a deviation to the right that might have produced a slight twist to the right in the middle chest region during life.

The diarthrodial joints of the lumbar vertebrae (L1-L5) exhibit postmortem damage but moderate arthritic lipping is apparent particularly on L3-L4. The joint between L1 and the sacrum shows severe arthritic degeneration. The amphiarthrodial joints of L1-L2 and L2-L3 are porous and slightly concave. A lateral x-ray film of these vertebrae shows a sclerotic response in association with the porosity that is suggestive of a long-standing chronic inflammation. The L3-L4 amphiarthrodial joint shows slight ossification of the cartilaginous disk. These degenerative changes are suggestive of a traumatic event long before death and might have been associated with chronic low-back pain.

With the exception of degenerative changes on the joints surfaces of the ribs (costovertebral joints) corresponding to those seen on the thoracic vertebrae, the ribs show very little of significance. There does seem to be a well developed bony ridge in the intercostal region of the lower ribs that is suggestive of considerable physical activity and would correspond to the overall evidence of muscularity and physical activity seen in the rest of the skeleton.

Observations on the pectoral girdle and upper extremities

The sternum, particularly the sternoclavicular joint surfaces, shows evidence of trauma and unusual degenerative arthritis. Both joints on the manubrium have a v-

shaped depression (Figure 1) that is, on the right, at least, suggestive of a compression fracture many years before death. The particularly severe abnormality on the right could be part of the same pathological process resulting in the abnormal morphology of the proximal clavicle.

The left clavicle appears to be normal. The right clavicle shows evidence of a well-healed, greenstick fracture at mid shaft (Figure 2). The proximal end of this bone is abnormal with a morphology suggestive of subnormal growth in the superior portion of the growing end and relatively normal growth inferiorly (Figure 3). The effect is an abnormal angulation of the proximal joint. This abnormality could be associated with the trauma that resulted in the fracture of the midshaft and the compression fracture of the corresponding joint of the manubrium. The abnormality of the manubrium and proximal clavicle should be apparent on an A-P chest x-ray taken during life. The pathological conditions of the right clavicle and manubrium probably occurred during childhood or adolescence and, while painful at the time of injury, might easily be forgotten or overlooked in any later medical history.

The right scapula exhibits an unhealed but long-standing infraction (partial fracture) of the inferior, lateral, scapular spine (Figure 4). The fracture line is clearly visible but the broken edges show some evidence of remodeling (healing). The scapula has been sectioned through the infraction revealing the extensive sclerotic response of both the spongy bone and the compact bone on the contralateral cortex associated with the site of the infraction (Figure 5). The failure of the infraction to unite is unusual but may have been due to the interposition of soft tissue during and after the traumatic event. The degree of the sclerotic response in the spongy bone and the added thickness of the contralateral compact bone provides clear evidence that there was sufficient time for the development of some evidence

of bony callus across and adjacent to the defect (e.g., Ortner and Putschar 1981, p. 79, Figs. 85-86) had it been possible for this to occur. The remodeling and extensive sclerotic response is, in my opinion, indicative of at least one year and probably many years since the traumatic event. Both scapulae show evidence of moderate degenerative arthritis on the periphery of the glenoid cavity which provides further evidence of considerable physical activity during life.

Observations on the pelvic girdle and lower extremity

The right innominate has multiple lesions suggestive of a crushing traumatic injury perhaps complicated by infection (Figure 6). All lesions are healed with the degree of remodeling indicating considerable time since the traumatic event. There is a circular depression about 1 1/2 cm in diameter below and posterior to the anterior inferior iliac spine. This depression could be the result of a compression fracture followed by remodeling. Another possibility is a lytic (destructive) focus resulting from infection and possibly arising as a complication of trauma. There is a bony ridge beginning just posterior to the anterior inferior iliac spine and extending in an antero-posterior axis approximately five to six cm. This ridge has the appearance of bony callus following infraction. Extensive remodeling of the ridge is indicative of considerable time (more than a year) since the event that stimulated production of the ridge. Inferior to the ridge is a bony projection about one cm in diameter and extending anteriorly about three to four cm. This projection appears to arise in the area of the origin of the Rectus Femoris muscle. The projection extends in an anterior and slightly superior direction and most likely is the result of ossification of the tendon and muscle fibers (myositis ossificans) of the Rectus Femoris following trauma to the tissue in this area of the innominate.

Myositis ossificans is not an uncommon complication of trauma to muscle tissue. It is usually associated with injuries in adolescents or young adults (Resnick and Niwayama 1981, p. 3152) but can occur in later life. The anterior and slightly superior axis of the projection raises the possibility that the right leg might have been fixed in a flexed position for a few weeks following the trauma. If Mengele were mobile and active four weeks following his motorcycle accident, the probability is that the injury to the hip region is associated with another traumatic event early in life. It will be important to clarify this aspect of Mengele's biography and medical history if at all possible. Fixation of the right leg in a flexed position for several weeks would probably be a condition that associates at that stage of his life would remember. In the context of the possibility of another traumatic event associated with the pathology in the hip, the lytic focus on the ilium could be evidence of a healed infectious focus. This possibility would resolve one of the remaining problems relative to the skeletal evidence for the osteomyelitis recorded in Mengele's medical history.

On the right femoral head, posterior to the fovea, the articular surface is elevated with an irregularly shaped area of bone (Figure 7). There is a corresponding area of degenerative arthritis in the acetabulum. This pattern of articular surface change is not typical of purely degenerative arthritis and is suggestive of arthritis following severe trauma to the joint. The area around the right hip contains bone lesions indicative of at least one severe traumatic event. The well-established nature of the lesions indicates that the trauma had happened one or more years earlier in life and probably during adolescence or early adulthood. There is the possibility of more than one traumatic event and also of an infectious complication of the trauma. Healing clearly took place and there is no evidence

that any of the lesions were active at the time of death.

Photographs made available to me at the time of my initial involvement with this case suggested the possibility of a healed lesion resulting from periostitis on the anterior proximal shaft of the left femur. Examination of the specimen, however, clearly indicated that this abnormality was a postmortem change (Figure 8).

References

Ortner, D. J. and Walter G. J. Putschar

1981. Identification of Pathological Conditions in Human Skeletal Remains. Smithsonian Contributions to Anthropology No. 28. Washington, D. C.: Smithsonian Institution Press.

Resnick, Donald and Gen Niwayama

1981 Diagnosis of Bone and Joint Disorders. Philadelphia: W. B. Saunders Company.

Figure legends

Figure 1.—Posterior view of the manubrium and fused upper segment of the sternum. Note the v-shaped depression (arrow) in the right sternoclavicular joint surface.

Figure 2.—Superior view of the right (upper) and left clavicles. Note the abnormal holes and groove (arrow) in the midshaft of the right clavicle indicative of a greenstick fracture early in life.

Figure 3.—Posterior view of the left and right proximal clavicles. Note the abnormal angulation of the right proximal joint (on right in photograph).

Figure 4.—Inferior view of the right scapula showing the unhealed infraction of the inferior lateral scapular spine.

Figure 5.—View of cut section through the infraction of the right scapula. Note the thickened cortex across from the fracture site and the thickened trabeculae indicative of considerable time since the traumatic event.

Figure 6.—Lateral view of the right innominate showing a ridge of bone adjacent to the anterior inferior iliac spine. Inferior to the ridge and the spine is an abnormal depression in the bone surface (arrow) that could be the result of a compression fracture or a lytic focus possibly associated with a local infection. Superior to the acetabulum there was a bony projection that had been removed for study with only a remnant of the lesion remaining. This lesion is probably the result of ossification of the origin of the Rectus Femoris (myositis ossificans) and probably would have occurred following trauma to the hip region during late adolescence or early adulthood.

Figure 7.—Joint surface details of the right hip showing an abnormal elevation of the joint surface (arrow) posterior to the fovea. The nature of this lesion is suggestive of ossification of cartilage following trauma.

Figure 8.—An anterior view of the proximal left femur showing postmortem erosion of the cortical surface. On another photograph this abnormality had the appearance of a chronic periostitis.

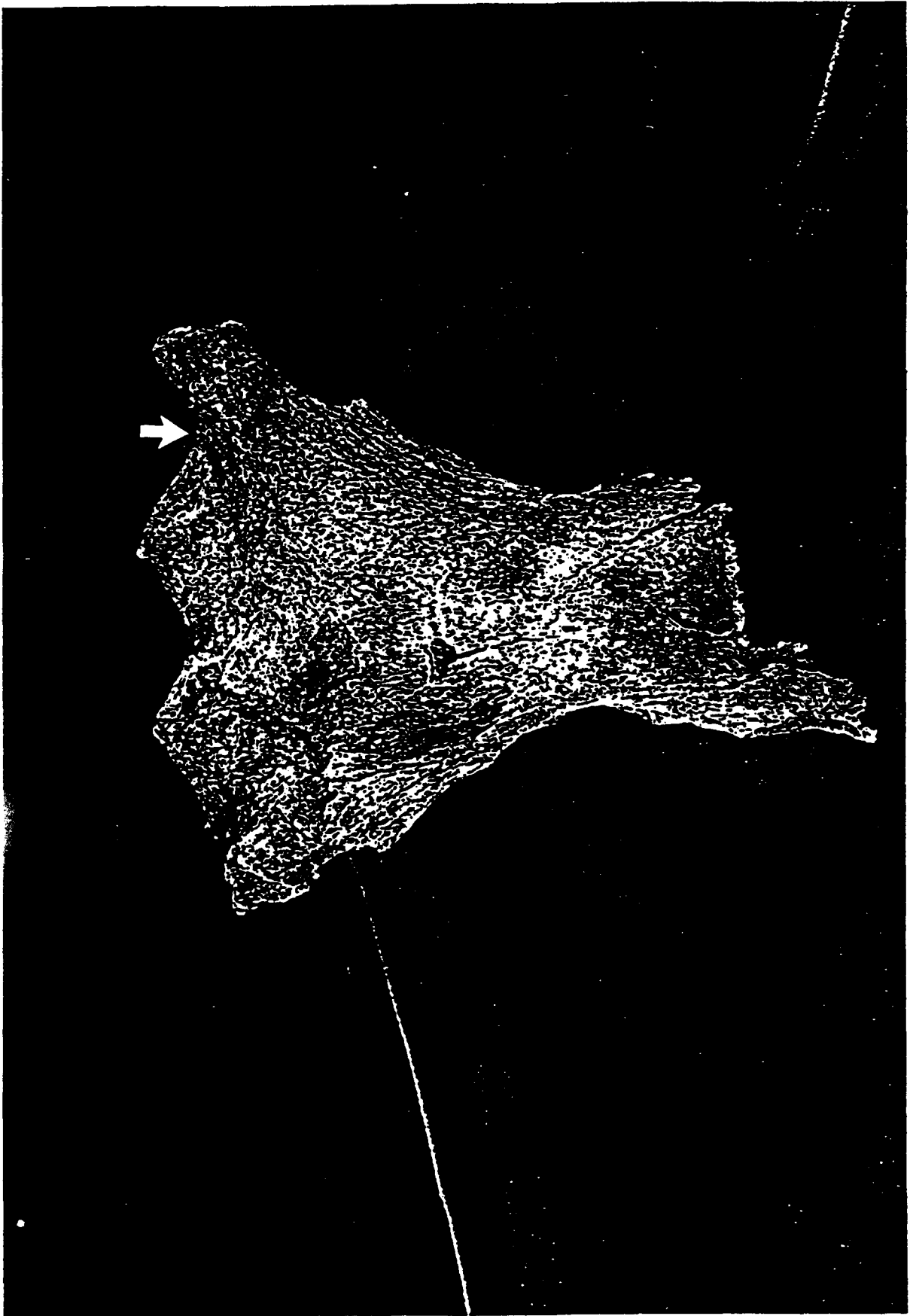


Figure 1

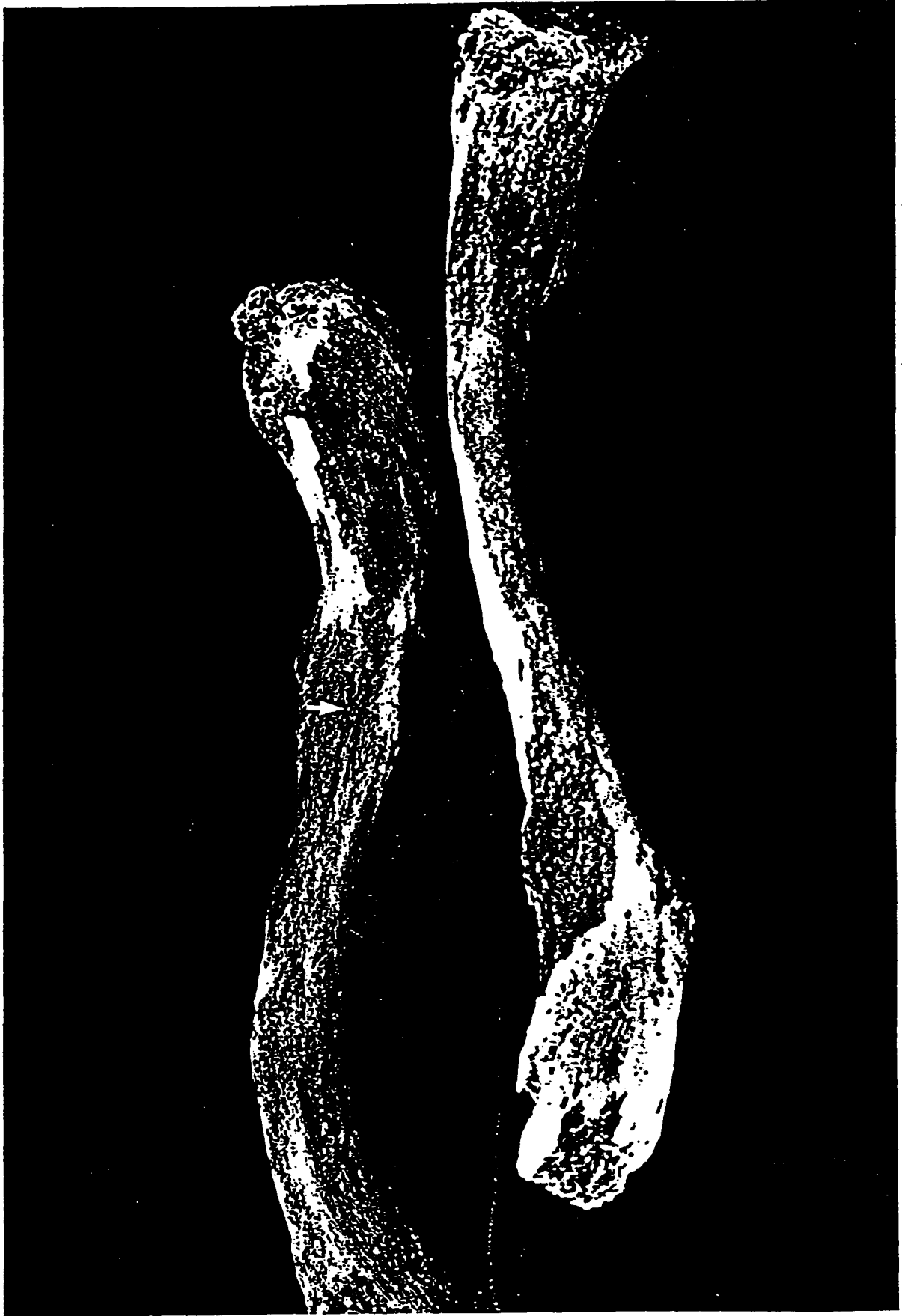


Figure 2

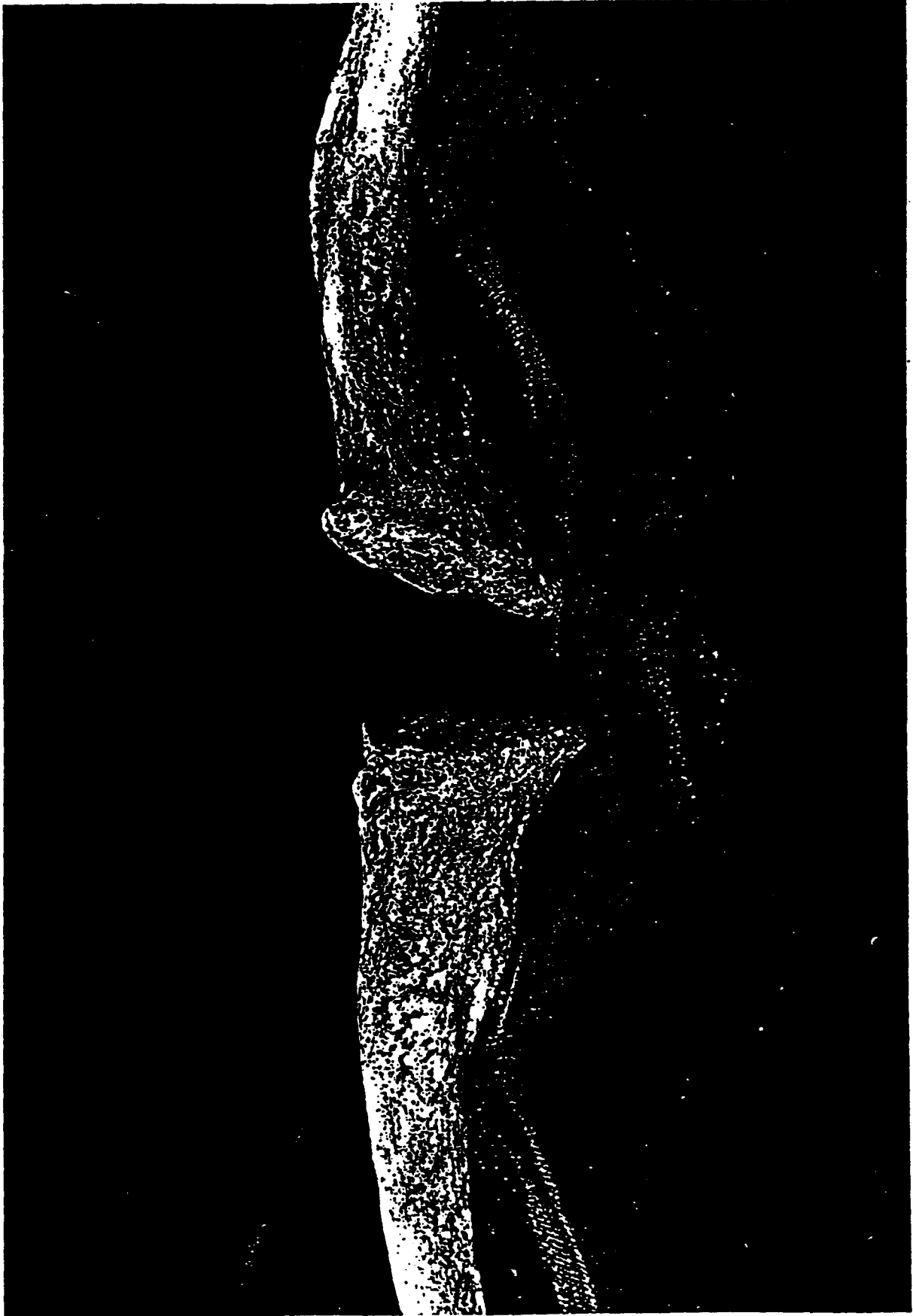
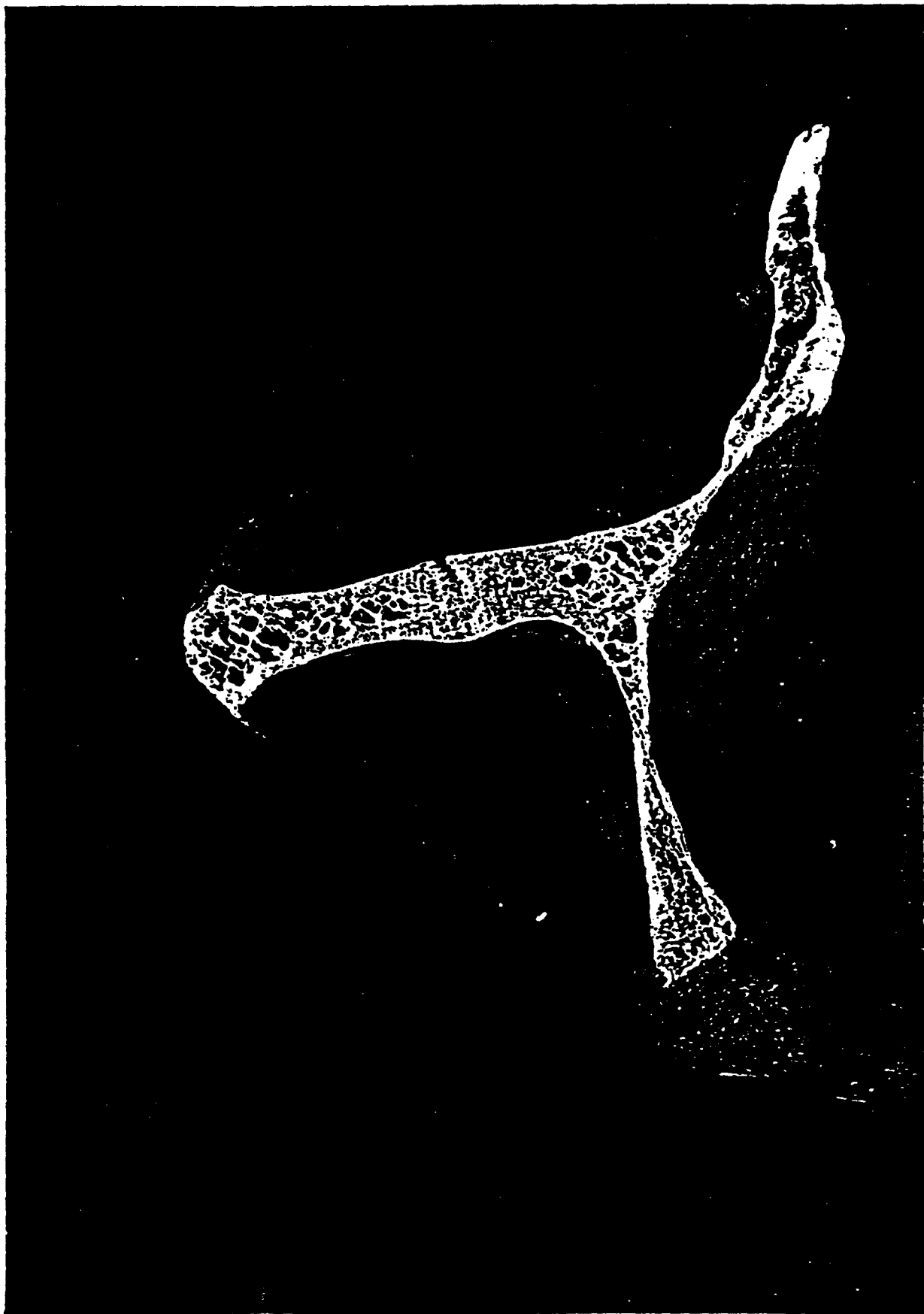
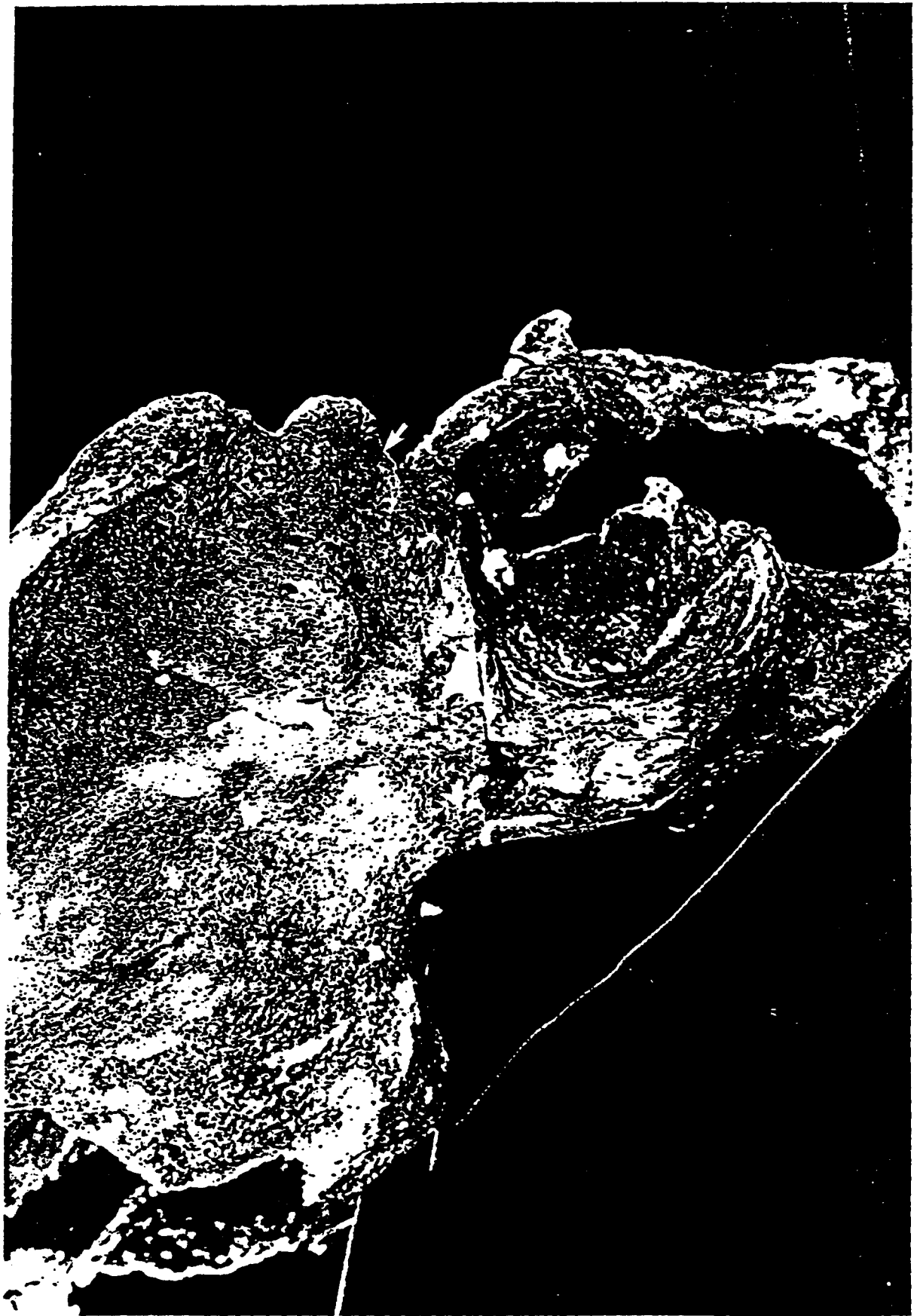


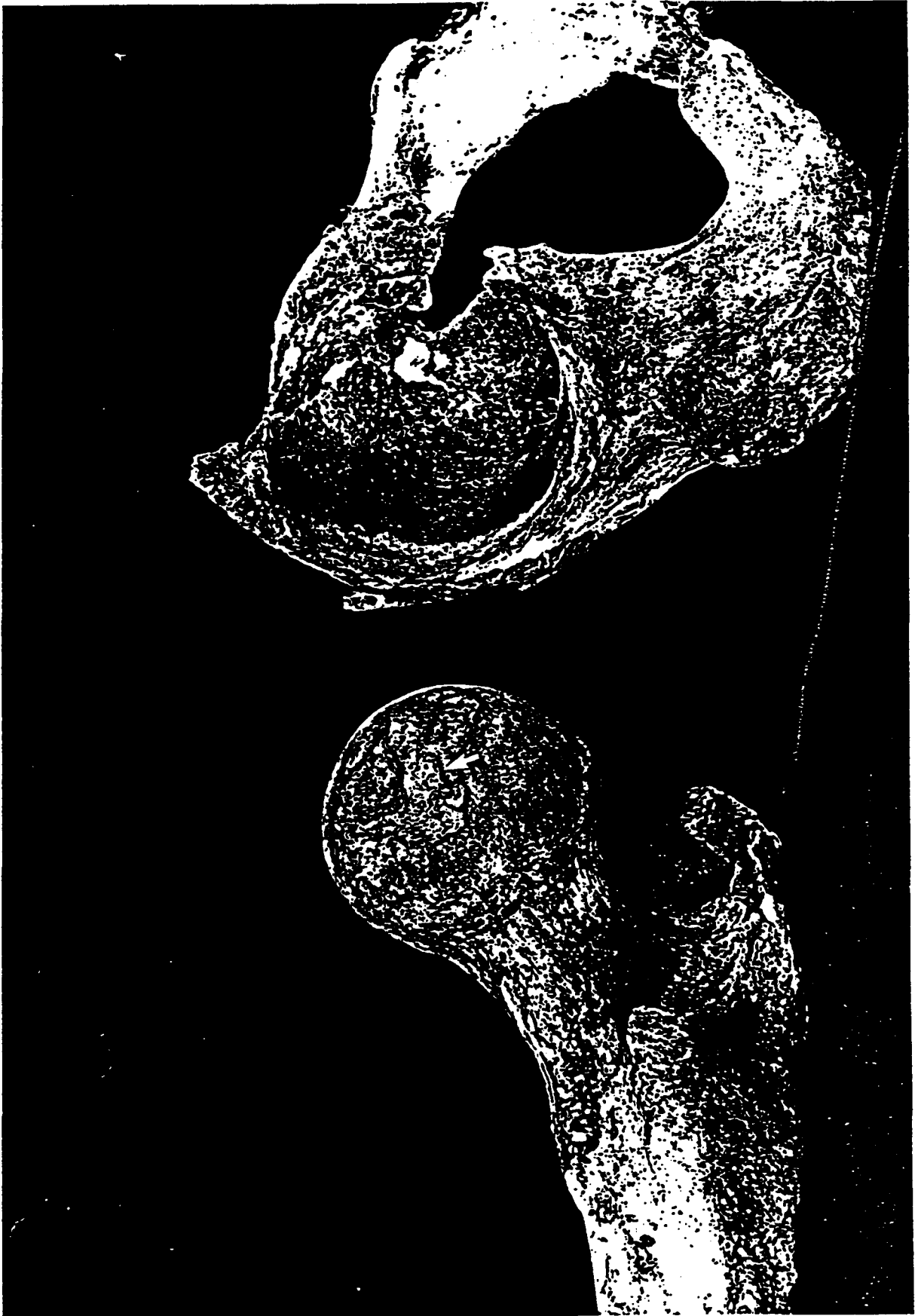
Figure 3



Figure 4







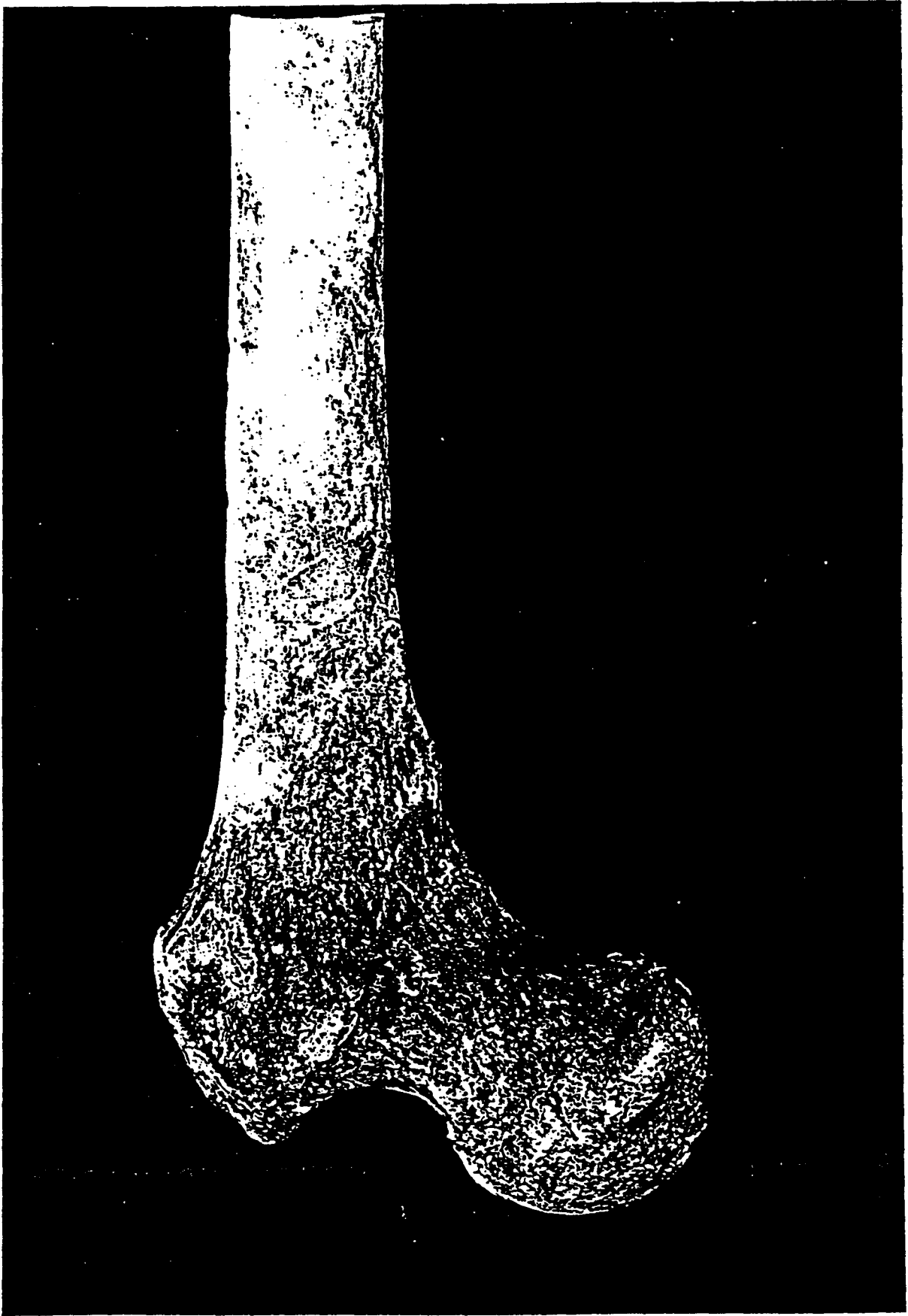


Figure 8

Nome <i>Pedro Hochbichler</i>			Nº
Residência <i>Estr. Blumenberg 5673</i>			Tel.
End. Com.			Tel.
Profissão	Nasc. <i>1 1</i>	Nac.	E. Civil
Indicado por <i>Dr. Kazumasa Tufiz</i>			DLNE?
Início Tratamento <i>1 1</i>		- Término <i>1 1</i>	Interrupção
DENTES Cor _____ Esc. _____ Forma _____		ANOTAÇÕES <i>G1 - 3.000,-</i> <i>(117)</i>	RADIOGRAFIAS 87654321 12345678 87654321 12345678

TC	TS	PA-MAX.	PA-MIN.
SENSIB. ANESTESIA		SENSIB. ANTI-BIÓTICOS	
<i>G1 - biopalpatoomia</i>		<i>G1</i>	
		<i>Pa - 21 V</i>	
		<i>CRD MV = 19 V</i>	
		<i>DV = 21.5 MV</i>	
		<i>Pa - 21 V</i>	
		<i>CRD MV = 19 V</i>	
		<i>DV = 21.5 MV</i>	

Data	Dente	Tratamentos Realizados	Tempo	Unidades	Credito	Saldo
6/12/86	6	ab - ue			2.000,-	
14/12	6	ca- Rx - ue / ue				
14/12	6	bio (3) - tang. nf. ue				
18/12	6	obt. corais			1.800,-	

AUTORIZO A REALIZAÇÃO DOS TRATAMENTOS ESPECIFICADOS
CIC N.º _____
RG N.º _____
ASSINATURA DO CLIENTE OU RESPONSÁVEL _____

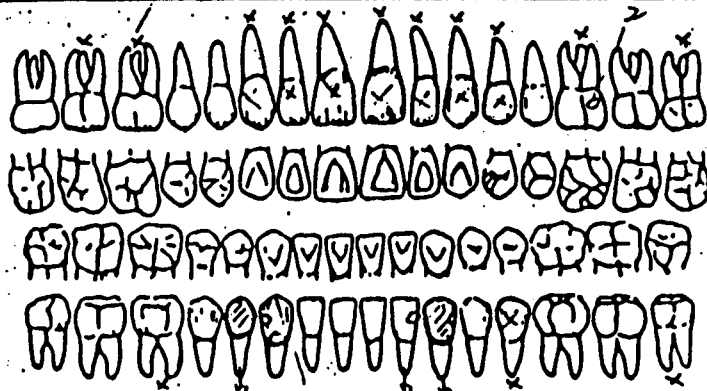
cliente Pedro Hochbichler

residência Av. S. Amaro, 5750 - Jardim Tel. _____

local trabalho _____ tel. _____

profissão _____ nasc. ___/___/___ nac. _____ est civil _____

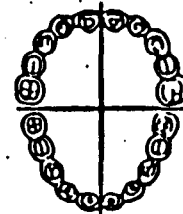
início do tratamento ___/___/___ término do tratamento ___/___/___



radiografias

87654321 | 12345678

87654321 | 12345678



dentes
cor modelo

observações PM 150 PM 1200
PM 1200

Plano de pagamento:

Controle de pagamento

data	historico	débito	crédito	saldo
	Onças (72)	7200 00		7200 00
5/7/76	Paym		2000 00	5200 00
16/7/76	"		2700 00	2500 00
29/6/76	"		2500 00	0 -
	olt	150 00		
6/4/77	Paym		150 00	
	Onças	100 00		
2/1/78	Paym		100 00	

Observações clínicas

Pressão :- 14 - 10,5
 coração :- normal
 medula :- nos até tomados
 medula em especial
 coagulação :- normal

radiografias

data / /

data / /

assinatura do cliente

Dr. E. ... Junior

NOME Hochschilder Paul Fredi DATA 11.7.73 N.º

RESIDÊNCIA Bairro Caxambu, EST. CIVIL casado IDADE 62

COR _____ PROFISSÃO _____ NATURALIDADE _____

O. D.

H. P. M. A.

Paciente h' 10 de es. deficientes
h' no euv. - h' 10 de es. com um
h' que p' tal motivo, mais tenues
- deus (-) refere / que apresenta
es. secund. - note-se de
ambos

PARTOS

ABORTOS

PUERPÉRIOS

ÚLTIMO PARTO (Abortos)

MENARCA

ANOS

DURAÇÃO

QUANTIDADE

INTERVALO

ÚLTIMA REGRA

FENOMENOS GERAIS:

CICLO MENSTRUAL - TIPO

CORRIMENTO

PERTURBAÇÕES URINÁRIAS

- DIGESTIVAS
- PSÍQUICAS

OPERACÕES

h' 10 de es. deficientes
h' 10 de es. com um
h' que p' tal motivo, mais tenues
- deus (-) refere / que apresenta
es. secund. - note-se de
ambos

AP. RESPIRATORIO

Equ - / Ca - espiração - ?

AP. CIRCULATORIO

Arterio o/pao = -

P. A.
PULSO

Polipo hi sece / = BESOIR

AP. DIGESTIVO

18.8 h paciente foi operado

A. GENITAL

e of. evocou um BESOIR

~~Sintomas~~ / 0 - - - - - Análise 111 -
- Chelode - - - - -

EX. EXPECULAR

DIAG.

Translation of Patient's Card including oral explanations
given by Dr. Fredini:

Dr. E. Fredini Junior

NAME: Hochbichler, Pedro Fredi

DATE: 7 - 11 - 72

ADDRESS: Bairro Castanho

married

AGE: 62

COLOUR:

PROFESSION:

Place of birth:

For 10 days patient has difficulty evacuating -
practiced rectal digital examination himself
noticed a hard tumoration, afterwards ^{continued} soft stool.
Has had amoebae and been treated (*according to patient*)
Vomited twice in last few days.

Surgeries: Herniorraphy 48 years ago

Digital examination - CA - spongyous ?

Contrast X-Ray =

polypus 5 cm above sphincter = BESOIR

8/18/72

Patient operated ^{the} ~~the~~ ^{all} ~~the~~
and evacuated ~~with~~ BESOIR

Prescription: Nujol 1 x 1 for 10 days

CERTIFICATE OF TRANSLATION

Pursuant to 28 U.S.C. § 1746, I certify under the penalty of perjury
that the attached document in English,

School Records 1927 - 1930

1930

is a true and accurate translation of the designated portions of the
attached document in German _____

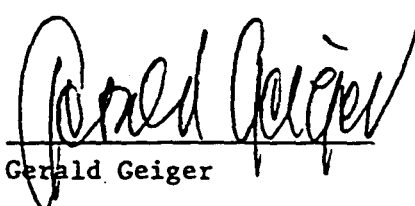
Schulzeugnisse für 1927 - 1930

1930

to the best of my knowledge and belief.

Executed this 3rd day

of July, 1989



Gerald Geiger

Translator
SCHREIBER TRANSLATIONS
7901 Greentree Road
Bethesda, MD 20817

...has attended sixth grade [equals tenth grade in US system]

during the school year 1926/27:

MENGELE

Christmas

Christmas Easter Year Behavior Effort

[deleted;

handwritten:

Summer]

Grades

	Christmas	Easter	Year	Behavior	Effort
Religion	2		2	1	3
German	4		4		
Latin	4		4		
Greek	4		4		
French [deleted]					
English	4		3		
Math	3		3		
Physics	-		-		
Nat. Science	-		-		
History	3		3		
Geography	1		2		
Drawing	-		-		
Phys. Ed	3		exempted		

Remarks

The pupil must apply more effort, and must learn to work more carefully

and in a goal-oriented manner.

Winter. 22 December 1926

Has been absent from class since 20 October because of serious illness.

Yearly Report

[Following paragraph crossed out.] The performance of the eager and well-behaved pupil could still be called a satisfactory overall performance considering his long, serious illness.

The performance of the eager and well-behaved student could still be called a satisfactory overall performance, considering his serious illness.

He is granted permission to advance.

7 July [crossed out; handwritten entry: April] 1927

[illegible signature] MICHEL

Homeroom teacher

...has attended seventh grade [equals eleventh grade in the U.S. system]
during the school year 1927 to 1928:

	Christmas Grades	Easter Grades	Year	Christmas	
				Behavior	Effort
Religion	3		2		
German	2		3		
Latin	4		3		
Greek	3		3		
English	3		3		
French					
Math	3		3		
Physics	3		3	1	1
Nat. Science	-		-		
History	3		3		
Geography	2		2		
Drawing	-		-		
Phys.Ed	exemption		exemption		

Remarks

Sick during first trimester.

Winter. 22 December 1927

[illegible entry]

W. LOTTENBURGER

Yearly Report

In spite of a long illness, the steadfast pupil was able to perform satisfactorily in all subjects by dint of hard work.

He has permission to advance,

however with remark in [does not apply].

29 March 1928

[illegible signature] LOTTENBURGER

Homeroom teacher

...has attended eighth grade [equals twelfth grade in the U.S. system] during the school year 1928 to 1929

	Christmas	Easter	Year	Behavior	Effort
	Grades				
Religion	2		2	1	3
German	3	3	3		
Latin	4	4	4		
				4	

Greek	4	4	4		
French [deleted]					
English	3	3	3		
Math	3-	3-	3		
Physics	2	2	2	2	3
Nat. Science					
History	3	3+	3		
Geography	1	2	1		
Drawing					
Phys.Ed	exempted		-		

Since he missed a great deal in both of the preceding years because of long illness, he must apply special effort.

HUBER

Christmas, 22 December 1928

Although he could show more diligence in details, the energy with which he makes up what he missed through no fault of his own is freely acknowledged.

HUBER

Yearly Report

Performance remained inadequate in ancient languages because of what he missed earlier through no fault of his own, but has always been satisfactory in the remaining subjects, thanks to his effort and good will.

His behavior was quite proper.

He has permission to advance,

21 March 1929,

HUBER

Homeroom teacher

[2]

The agreement of the copy (photocopy etc.) above [deleted]/on the reverse side with [handwritten] the original [illegible] 1929/30 is hereby officially certified.

Günzburg, 25 November 1987

[illegible round stamp]

[illegible initials]

Headmaster

[3]

..has attended ninth grade [would correspond to a thirteenth grade according to the U.S. system]

Christmas

	Christmas	Easter	Year	Behavior	Effort
--	-----------	--------	------	----------	--------

[deleted]

Grades

Religion	2		2	2	3
German	3		3-		
Latin	4		4-		

Greek	4	4		
French [deleted]				
English	4-	3		
Math	3	4		
Physics	2	3	2	3
History	3	2		
Geography	3	3		
Phys.Ed	exempted	exempted		

Remarks

Must organize his time better and exert all efforts on thorough preparation which so far did not receive sufficient [illegible].

Christmas, 21 December 1929

His interest is not directed towards school subjects.

[stamp] Special Scientific Report

Has attended this institution since ____ grade and belonged to the sixth grade, ____ year. He has participated in all subjects in the grades he attended.

1. School attendance and behavior:
2. Attention and effort:
3. Extent of knowledge achieved:

Successful attendance of the sixth grade.

___ July 19__

GRADUATION REPORT

This student at the Humanist Gymnasium in Günzburg since May 1921 who attended ninth grade during the 1929 to 1930 school year (or transferred at the beginning of the school year ___ from the ___ grade of the Humanist Gymnasium _____ into the ___ grade of the Humanist Gymnasium Günzburg) has undergone graduation examinations in March and April of this year and has been declared fit to transfer to a university according to the results of these examinations.

Among his written examinations, the German essay, the translation from the Greek and the physics examination were deficient. The mathematics examination was unsatisfactory, the remaining grades satisfactory.

[crossed out] Based on the results of the written examination, he was exempted from the oral examination.

During the oral examination he showed great uncertainty in explaining

the Greek authors; he performed better in mathematics.

His behavior during his attendance at the institution [following paragraph crossed out] was quite to my satisfaction. In contrast, his effort and interest in school left much to be desired. His participation in music instruction is acknowledged.

Correction and decision of the examining committee on 22 May 1930 [illegible] VIII 19151 II, 14 May 30]: [illegible]. In the same way, his effort [illegible], only in[illegible] subjects leave something to be desired [illegible]. For the accuracy [illegible]

Günzburg, 22 May 1930 HUBER

In particular, his knowledge can be described on the basis of the examination and the tests administered during the school year:

in the study of religion:	satisfactory
in the German language:	deficient
in the Latin language:	deficient
in the Greek language:	deficient
in the English language:	satisfactory
in Mathematics:	deficient
in Physics:	satisfactory
in History:	satisfactory
Geography:	satisfactory

Physical Ed.: exempted

Günzburg, 10 June 1930

The Principal

signed: Dr. [illegible]

The Minister Commissar:

[stamp] The accuracy of the copy (photocopy etc.)

[deleted] above/on the reverse side with the original
from the [illegible word] 1929/1930 is hereby officially
verified.

Günzburg, 25 November 1982

[illegible signature]

Headmaster

[illegible round seal]

	Obere Seite			Untere Seite		Bemerkung	Jahreszeugnis
	Brugnis	Vertrauen	Geist				
Religion	2	2	1	3	Der Schüler wurde fleißiger und und sorgfältiger und zielstreuer arbeiten können. Fehlte seit 20. Okt. im K... Fehlt wegen schwerer Erkrankung	Bestenfalls und ausständig... die Leistungen des Schülers sind ausständig gehalten können in Hinsicht auf seine in schwerer Erkrankung im ganzen u. a. u. befriedigend bis er mit...	
Deutsch	4	4					
Latein	4	4					
Griechisch	4	4					
Französisch	4	3					
Mathem.	3	3					
Physik	-	-					
Naturf.	-	-					
Geschichte	3	3					
Geogr.	1	2					
Zeichnen	-	-					
Turnen	3				Die Erlaubn. d. Vorräden hat er erhalten, jedoch mit Vermerk im am 7. Juli 1927. Huber		

hat im Schuljahre 28/29 die 2. Klasse besucht

Religion	3	2			Die Erlaubn. d. Vorräden hat er erhalten, jedoch mit Vermerk im am 19. Aug. 1928. Huber
Deutsch	2	3			
Latein	4	3			
Griechisch	3	3			
Französisch	3	3			
Mathem.	3	3			
Physik	3	3	1	2	
Naturf.	-	-			
Geschichte	3	3			
Geogr.	2	2			
Zeichnen	-	-			
Turnen	3	3			

hat im Schuljahre 28/29 die 2. Klasse besucht

Religion	2	2	1	3	Der Schüler wurde fleißiger und in der Arbeit sorgfältiger zu sein vermocht und sich sehr bemüht hat. Fehlte seit 20. Okt. im K... Fehlt wegen schwerer Erkrankung	Die Erlaubn. d. Vorräden hat er erhalten, jedoch mit Vermerk im am 21. Okt. 1929. Huber
Deutsch	3	3				
Latein	4	4				
Griechisch	4	4				
Französisch	3	3				
Mathem.	3	3				
Physik	2	2	2	3		
Naturf.	-	-				
Geschichte	3	3				
Geogr.	1	2				
Zeichnen	-	-				
Turnen	3	3				

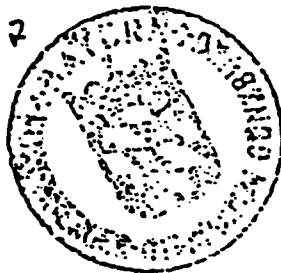
Die Übereinstimmung der vor-/umstehenden

Abchrift (Ablichtung usw.) mit dem _____

Original aus d. Motive 1929/30
ist damit amtlich beglaubigt.

Günzburg, den 25. 11. 1987

fel
Ost. Studiendirektor



	Zeugnis		Rechnungen		Bemerkung
	1	2	1	2	
Religion	2	2	2	3	Bleibt seine Zeit besser nutzen und allen Aufs auf die feine Kleinigkeit, die helfen soll, zu vermeiden. Klassen am 1. Aug. 1921.
Deutsch	3	3			
Latin	4	4			
Griechisch	4	4			
Englisch	4	3			
Mathem.	3	4			
Physik	2	3	2	3	
Geschichte	3	2			
Geogr.	3	3			
Klassen	Bsp. d. d. d.				

hat die hiesige Anstalt von der Klasse an besucht und der 6. Klasse Jahr angehört. Er hat in den von ihm besuchten Klassen an allen Unterrichtgegenständen teilgenommen.

1. Schulbesuch und Betragen:
2. Aufmerksamkeit und Fleiß:
3. Maß der erreichten Kenntnisse:

Besuch der 6. Klasse mit Erfolg

Am Juli 19

Reifezeugnis.

Der seit Wien 1921 Schüler des human. Gymnasiums Würzburg war und die IX Klasse während des Schuljahres 1920/21 besucht über am Beginn des Schuljahres aus der Klasse des human. Gymnasiums in die Klasse des hum. Gymnasiums Würzburg übergetreten ist, hat sich im Königsplatz No. der Reifeprüfung unterzogen und ist nach dem Ergebnisse der Prüfung als befähigt zum Uebertritt an die Hochschule erklärt worden.

Unter seinen schriftlichen Prüfungsarbeiten war der deutsche Aufsatz, die Übersetzung aus dem Griechischen und die Arbeit aus der Physik mangelhaft. Die Arbeit aus der Mathematik war ungenügend; die übrigen waren entsprechend.

Während der gesamten 6. jährlichen Prüfung und der Jahresvorlesungen wurde ihm die mündliche Prüfung abgenommen.

In der mündlichen Prüfung zeigte er bei der Erklärung der griechischen Literatur stellenweise Unklarheit; Besseres hat er in der Mathematik.

Sein Betragen während des Aufenthaltes an der Anstalt hat nicht wohl befriedigt.

Handwritten notes: Reifezeugnis ... Wien 1921 ... Königsplatz ... Mathematik ... Physik ... Griechisch ... deutscher Aufsatz ... Übersetzung ... Arbeitsleistung ...

Im einzelnen lassen sich seine Kenntnisse nach den bei der Prüfung am 1. August 1921 während des Schuljahres geschriebenen Proben folgendermaßen bezeichnen:

in der Religion	entsprechend	in der Mathematik	mangelhaft
in der deutsch. Sprache	mangelhaft	in der Physik	entsprechend
in der latin. Sprache	mangelhaft	in der Geschichte	entsprechend
in der griech. Sprache	mangelhaft	in der Geographie	entsprechend
in der französl. Sprache	entsprechend	im Turnen	besetzt

Würzburg, am 11. Juli 1921

Die Übereinstimmung der vor-/umstehenden

Abschrift (Ablichtung usw.) mit dem _____

Original aus d. Motive 1929/30
ist hiermit amtlich beglaubigt.

Günzburg, den 25. 11. 1987


Obststudiendirektor



EXAMINATION OF THE HUMAN SKELETAL REMAINS
EXHUMED AT NOSSA SENHORA DO ROSARIO CEMETERY,
EMBU, BRAZIL

ON 6 JUNE 1985

(Institute of Legal Medicine, State of Sao Paulo)
(Case No. 4096-85)

6 November 1986

A report to the Honorable Edwin Meese, III,
The Attorney General of the United States

By

Forensic Science Consultants representing:

United States Marshals Service and
Office of Special Investigations,
U.S. Department of Justice

and

Simon Wiesenthal Center
Los Angeles, California

I N D E X

I.	Introduction	1
II.	Examination	
	General Condition	3
	Forensic Anthropology	4
III.	Estimation of Head Circumference	16
IV.	Forensic Radiology	25
V.	Forensic Odontology	31
	Analysis of the Dental Evidence	35
VI.	Forensic Pathology	48
VII.	Discussion	51
VIII.	Opinion	55
IX.	Signature Pages	56
X.	Acknowledgements	58
	Attachments (Exhibits A through P)	

- Exhibit A -- List of consultants, United States Marshals Service
- Exhibit B -- List of consultants, Simon Wiesenthal Center
- Exhibit C -- Resumes of Dr. Ali Z. Hameli and Dr. Lowell J. Levine, and photograph of scientists (not attached)
- Exhibit D -- Photograph of cover of Mengele's SS file and photographs of skeletal bones (not attached)
- Exhibit E & F -- Mengele's SS file (attached in Appendix, pp. 121-241)
- Exhibit G -- Excerpts of interview with Gitta Stammer
- Exhibit H -- Excerpts of interview of Mr. and Mrs. Bossert
- Exhibit I -- Preliminary report by the forensic scientists (attached in Appendix, pp. 116-120)
- Exhibit J -- Information concerning Wolfgang Gerhard
- Exhibit K -- Osteomyelitis by Ellis R. Kerley, Ph.D.
- Exhibit L -- Osteomyelitis by John Fitzpatrick, M.D.
- Exhibit M -- Dental x-rays (not attached)
- Exhibit N -- Diagrams of shirt and underwear
- Exhibit O -- Comparison of photographs (attached in Appendix, pp. 270-288)
- Exhibit P -- Skull-Photograph Comparison (attached in Appendix, pp. 244-269)

I N T R O D U C T I O N

On June 6, 1985, an exhumation took place at Nossa Senhora do Rosario Cemetery in Embu, near Sao Paulo, Brazil, under the supervision of Dr. Romeu Tuma, the Superintendent of Federal Police, and Professor Jose A. De Mello, the Associate Director of Institute of Legal Medicine.

The exhumed remains, thought to be those of "Doctor Josef Mengele" were buried under the name of "Wolfgang Gerhard" in February, 1979.

A team of three Forensic Scientists, representing the United States Department of Justice (Exhibits A & C), was sent to Sao Paulo, Brazil, at the invitation of the Brazilian Government, to observe, consult, assist and participate in the examination of the exhumed remains for the purpose of the identification. A second team of three U.S. Forensic Scientists, representing the Simon Wiesenthal Center (Exhibits B & C), arrived at Sao Paulo on June 15 to conduct the same examination.

The first official meeting of the International Forensic Scientists was held at the Institute of Legal Medicine, Sao Paulo, in the afternoon of Saturday, June 15, 1985. There, we met the West German and the Brazilian Forensic Scientists and a plan was developed to proceed with the investigation and examination of the case.

The Berlin documents, consisting of two files on Josef Mengele, from the late thirties and early forties (Exhibits D-1, E, F, F-1) were made available to us by the United States Government. The Brazilian Government provided us with the investigative information regarding the events leading to the death of Josef Mengele in February of 1979 and the exhumation of the body on June 6, 1985.

A second exhumation was carried out by the officials of the Institute of Legal Medicine on Sunday, June 16, 1985, to recover additional human parts and evidence.

The first session on the examination of the skeletal remains began at approximately 10:00 a.m. on Monday, June 17 and continued on a daily basis through Thursday, June 20, 1985.

It was reported to us that during his stay in Sao Paulo, Brazil, and until his death, Josef Mengele lived with two families, the Stammers and the Bosserts who testified before the International Panel of Forensic Scientists in the afternoon of Wednesday, June 19, 1985 (Exhibits G & H).

Each forensic scientist and each team worked independently at first and subsequently reviewed each other's work and compared findings and conclusions. As scientific measurements are specific and precise, our observations and interpretations tended to coincide with those of our respective colleagues in most instances. The preliminary report released in Brazil, on June 21, 1985, was signed by all scientists from the United States, representing the Justice Department and the Simon Wiesenthal Center (Exhibit I), to indicate that all were in agreement that, "the skeleton was that of Josef Mengele within a reasonable scientific certainty."

The two U.S. teams met for four days in August of 1985 at the Office of the Chief Medical Examiner in Wilmington, Delaware, to review, in detail, their findings and conclusions. At that meeting representatives from the U.S. Department of Justice presented additional medical and investigative information.

Based on the new information and all prior knowledge developed during our stay in Brazil, we reaffirmed, at the conclusion of our meeting in Delaware, that "the skeleton was that of Josef Mengele in all reasonable scientific certainty."

Other meetings have since been held and information has been exchanged among the U.S. Scientists.

This final report consists of the following:

1. The scientific findings of the examination of the human skeletal remains and other physical evidence recovered during the exhumation on 6 June 1985 and the re-exhumation on 16 June 1985 at Nossa Senhora do Rosario Cemetery.
2. The medical, dental, historical, documentary and investigative information on Dr. Josef Mengele and Wolfgang Gerhard, made available to us by several governmental agencies and private institutions as well as individuals. It is important to note that no documented medical and dental records or x-rays had been available on Josef Mengele since 1945. On March 21, 1986, additional dental evidence became available for examination by Dr. Lowell Levine in Sao Paulo, Brazil.
3. Our discussion and opinion which are based on comparison of the items included in the above two categories.

E X A M I N A T I O N

I. GENERAL CONDITION

The examination of the skeletal remains began on June 17, 1985 at approximately 10:00 a.m. The skeleton, when first inspected was laid out in anatomical order (Exhibit D-2) in a fairly large examining room of the Institute of Legal Medicine.

The inspection reveals a completely skeletonized human remains. The bones are dry and retain no residual soft tissues, except for a few small segments of scalp (Exhibit D-3), nor do they present any strong decompositional odors. They vary in color from light to dark, mottled brown.

Postmortem damages to the bones consist of two kinds:

- a. MINOR EROSIONAL DAMAGE: largely limited to the extremities and processes of the postcranial bones. This damage is consistent with the history of burial of several years in a wooden coffin under moist environmental conditions.
- b. EXHUMATION DAMAGE: This damage consists of breakage which occurred during the excavation of the skeleton. It is characterized by fresh fracture margins. It is most apparent in the cranium which displays extensive fragmentation of the facial bones (Exhibit D-4). It is also seen in the vertebral column where some posterior vertebral elements have been separated from the centra. The sacrum also displays this type of damage as do several ribs.

After our initial examination, several bones, four teeth, and a number of small bone fragments, recovered from a re-exhumation of the grave conducted on June 16, were added to the skeleton. With these additions, the skeleton is complete except for the following small bones of hands and feet:

1. Left hand: a. Trapezium
 b. Trapezoid
 c. eight phalanges
2. Right hand: four phalanges
3. Left foot: six phalanges
4. Right foot: nine phalanges

NOTE: See skeletal chart following Chapter II.

II. FORENSIC ANTHROPOLOGY

A. AGE AT DEATH:

1. GROSS OBSERVATIONS:

The following general age changes are observed in this skeleton:

a. Cranial Sutures:

The basilar suture is closed. The cranial vault sutures, examined ectocranially, display early closure of the coronal and lambdoid and advanced closure of the sagittal. Dental wear is moderately advanced.

b. Pubic Symphysis:

Using the McKern-Stewart criteria, the pubic symphysis is rated as follows:

1. Dorsal Demiface	5+
2. Ventral Demiface	5+
3. Symphyseal Rim	5+
Total Score	= 15+++

c. Sacrum: All sacral segments are united. Sacrococcygeal union is complete.

d. Sternum: Manubriocorporeal union is complete. The xiphoid and corpus segments are completely fused.

e. Ribs: The ribs display deep cupping of the costochondral junctions, and moderately advanced ossification of the costochondral cartilages.

f. Scapulae: The scapulae display the atrophy, buckling, and pleating characteristic of advanced age. Lipping of the clavicular facet is strong. The base of the scapular spine is strongly demarcated.

g. Vertebral osteophytosis: There is moderately advanced lipping throughout the entire vertebral column. This is particularly marked in the cervical and lumbar regions.

h. Osteoarthritis: There is moderately advanced osteoarthritic lipping of the articular margins of the major joints.

The above changes are consistent with an age estimate of 55 to 75 years at the time of death.

2. MICROSCOPIC AGE DETERMINATION:

Microscopic age determination was accomplished by using Kerley's method (1965). Two thin segments were sawed from the midshaft of the left femur (Exhibits D-5 & D-6). The right femur was not utilized because the right hip was pathological. The sections were ground by hand to a thickness of approximately 100 microns and mounted on microscopic slides (Slides A and B). These slides were then examined microscopically under polarized light. (See charts following Chapter II)

When the profile chart method was used, the age estimate for Slide A was 70.5 ± 5 years and that for Slide B was 68 ± 5 years. The average for these two estimates is 69.25 years of age at the time of death. In the original study, the actual age of 86.7% of the specimens fell within ± 5 years, and all 125 specimens within ± 10 years of the microscopic age estimate.

A third slide ("C") was processed and examined at the University of Maryland from a small segment that was brought for that purpose.

Using the microscope there that is adjusted for the estimation of age, the estimated age by the profile method was 68 years. The revised regression formula for osteon fragments provided an estimated age of 67.2 years ± 7 years. The close agreement of all slides and methods suggest an estimated age at the time of death of 64-74 years with 69 being the most probable year.

B. DETERMINATION OF SEX:

1. MORPHOLOGICAL SEXING:

The innominates display the highly arched iliac crest, narrow sciatic notch, relatively large acetabulum, subtriangular pubis and acute subpubic angle characteristic of males.

The pelvic diagnosis of sex is confirmed by the cranial morphology which includes a well-developed glabella, strong supraorbital brow ridges, large mastoid processes and a prominent, external occipital protuberance typical of males.

2. METRIC SEXING:

- a. Metric sexing was accomplished by discriminant function analysis, using the Giles-Elliott formula #6 (Giles 1963) which uses 5 cranial measurements and which has a reliability of 84.9%. The results of this analysis are shown below:

	<u>Measurement</u>	<u>mm</u>	<u>DF constant</u>
1.	Glabello-Occipital Length	182	9.875
2.	Basion-Nasion Length	103	7.062
3.	Bizygomatic Breadth	139	19.062
4.	Basion-Prosthion Length	91	-1.000
5.	Nasion-Prosthion Height	72	4.375

DF score = 5398.25

Section point = 5066.69

DIAGNOSIS: Male

The results of this analysis confirms the morphological diagnosis of this skeleton as that of a male.

b. LONG BONE HEAD DIAMETERS:

The vertical diameters of the left humeral and femoral heads were 52 and 55 mm, respectively. Both values are well beyond the upper limits observed in females in Dwights (1904-05) data for European whites.

c. DETERMINATION OF RACE:

Race was determined by cranial discriminant function analysis, using the Giles (1965) equations based upon 8 cranial measurements. The results are shown below:

	<u>Measurement</u>	<u>mm</u>	<u>DF constant</u>	
			<u>WN</u>	<u>WI</u>
1.	Glabello-Occipital Length	182	1.60	-0.25
2.	Maximum Cranial Breadth	146	-1.90	-1.56
3.	Basibregmatic Height	137	-1.79	0.73
4.	Basion-Nasion Length	103	-4.41	-0.29

<u>Measurement</u>	<u>mm</u>	<u>DF constant</u>	
		<u>WN</u>	<u>WI</u>
5. Bizygomatic Breadth	139	-0.10	1.75
6. Basion-Prosthion Length	91	3.06	0.10
7. Nasion-Prosthion Height	72	2.59	-0.16
8. Nasal Breadth	23	10.56	-0.84

	<u>DF Score</u>	<u>Section Point</u>
WN	8.26	89.27
WI	18.39	22.28

DIAGNOSIS: Caucasoid

In addition to the diagnosis of Caucasoid provided by the discriminant function analysis, it should be pointed out that the skeleton displayed many other morphological and metric traits characteristic of whites and none inconsistent with this diagnosis.

D. STATURE ESTIMATION:

Antemortem stature was estimated by using the Trotter-Glesser regression equation for predicting height from the combined lengths of the femur and tibia. As the right femur displayed some shortening associated with old pathology, only the left bones were used. The results are shown below:

	<u>cm</u>
Maximum Femoral Length	= 49.1
Maximum Tibial Length	= <u>35.7</u>
Total	= 84.8

Based upon the above value, antemortem stature is calculated as:

<u>est</u>	<u>S.E. est</u>
173.5	± 2.99 cm

For this estimates the .95 probability range, based on a deviation of ± 2S.E. est is,

167.5 to 179.5 cm

A second estimate of stature was made by using the Fully technique which is derived by combining the skeletal heights of all bones contributing to stature to which is added a factor compensating for soft tissues. This yielded an estimate of:

est S.E. est
172.4 ± 2.05 cm

For this estimate the .95 probability range, bases on a deviation of ±2S.E. est is,

168.3 to 176.5 cm

SUMMARY

AGE: Gross = 55-75
 Microscopic + 68-69 (range: 64-74)

SEX: Male

RACE: Caucasoid

STATURE: 172.2 cm (± 6 cm)

COMMINGLING: None. All parts are of the same person

MICROSCOPIC DATA SHEET

NUMBER. BRAZIL-85-1 BONE. Femur SECTION. Ground cross

NAME. "A" SEX. Male HEIGHT. WEIGHT.

PATHOLOGY.

REMARKS.

DIAMETER:	A-P	LATERAL
External	_____	_____
Internal	_____	_____

CORTICAL THICKNESS:
 Maximum.....Minimum.....

OSTEON NUMBER:	ANTERIOR	MEDIAL	LATERAL	POSTERIOR	TOTAL X	.7875
Outer	<u>51</u>	<u>49</u>	<u>40</u>	<u>42</u>	<u>182</u>	<u>143.3</u>
Middle	_____	_____	_____	_____	_____	_____
Inner	_____	_____	_____	_____	_____	_____
FRAGMENTS:	<u>20</u>	<u>28</u>	<u>21</u>	<u>15</u>	<u>84</u>	<u>66.15</u>
LAMELLAR:	<u>0</u>	<u>0</u>	<u>0</u>	<u>0</u>	<u>0</u>	<u>0</u>
NON-HAVERSIAN	<u>0</u>	<u>0</u>	<u>0</u>	<u>0</u>	<u>0</u>	<u>0</u>

REMODELING:	OUTER THIRD	MIDDLE THIRD	INNER THIRD
Circumfer. Lamellae	<u>+</u>	<u>+</u>	<u>+</u>
Resorption	<u>+++</u>	<u>++++</u>	<u>+++++</u>

OTHER: Slide "A" examined in Brazil.

EXAMINED Ellis R. Kerley DATE 6/19/85

NUMBER..... BRAZIL-85-1 BONE..... Femur SECTION..... Ground cross
 NAME..... Slide "B" SEX..... Male HEIGHT..... WEIGHT.....
 PATHOLOGY.....
 REMARKS.....

DIAMETER: A-P LATERAL
 External _____ _____
 Internal _____ _____

CORTICAL THICKNESS:
 Maximum.....Minimum.....

OSTEON NUMBER:	ANTERIOR	MEDIAL	LATERAL	POSTERIOR	TOTAL X	.7875
Outer	<u>43</u>	<u>52</u>	<u>40</u>	<u>41</u>	<u>176</u>	<u>138.6</u>
Middle	_____	_____	_____	_____	_____	_____
Inner	_____	_____	_____	_____	_____	_____
FRAGMENTS:	<u>21</u>	<u>26</u>	<u>20</u>	<u>19</u>	<u>86</u>	<u>67.7</u>
LAMELLAR:	<u>0</u>	<u>0</u>	<u>0</u>	<u>0</u>	<u>0</u>	<u>0</u>
NON-HAVERSIAN	<u>0</u>	<u>0</u>	<u>0</u>	<u>0</u>	<u>0</u>	<u>0</u>

REMODELING: OUTER THIRD MIDDLE THIRD INNER THIRD
 Circumfer. Lamellae ++ + ++
 Resorption +++ ++++ +++++


OTHER:..... Marked medullary resorption.....
 Slide "B" examined in Brazil, .7875 conversion factor.....

EXAMINED Ellis R. Kerley DATE 6/19/85

AGE PROFILE CHART

HISTOLOGY

AGE RANGE



Profile range 53-88 Number BRAZIL-85-1
 Visual Estimate 60-80 Sex Male Race Caucasoid
 Other _____ Section "A" Ground cross
 Microscopic Age 70.5 (65.5-75.5) Date 6/19/86

FEMUR:	0	10	20	30	40	50	60	70	80	90	100	
Osteons							48-100
Fragments	42-88
Lamellar	.	.										20+
Non-Osteon							40+	

TIBIA:	0	10	20	30	40	50	60	70	80	90	100	
Osteons	
Fragments	
Lamellar	
Non-Osteon	

FIBULA:	0	10	20	30	40	50	60	70	80	90	100	
Osteons	
Fragments	
Lamellar	
Non-Osteon	

RESORPTION

	0	10	20	30	40	50	60	70	80	90	100	
Outer		++++										+++
Middle		+ +									++++	++++
Inner											++++	++++

Profile range 48-88 Number BRAZIL-85-1
 Visual Estimate 60-80 Sex Male Race Caucasoid
 Other _____ Section "B" Ground cross
 Microscopic Age 68 (63-73) Date 6/19/85

MICROSCOPIC DATA SHEET

NUMBER. BRAZIL-85-1 BONE. Femur SECTION. Ground cross
 NAME. Slide "C" SEX. Male HEIGHT. WEIGHT.
 PATHOLOGY.
 REMARKS. Slide "C" prepared and examined at University of Maryland.

DIAMETER: A-P LATERAL
 External _____
 Internal _____
 CORTICAL THICKNESS:
 Maximum.....Minimum.....

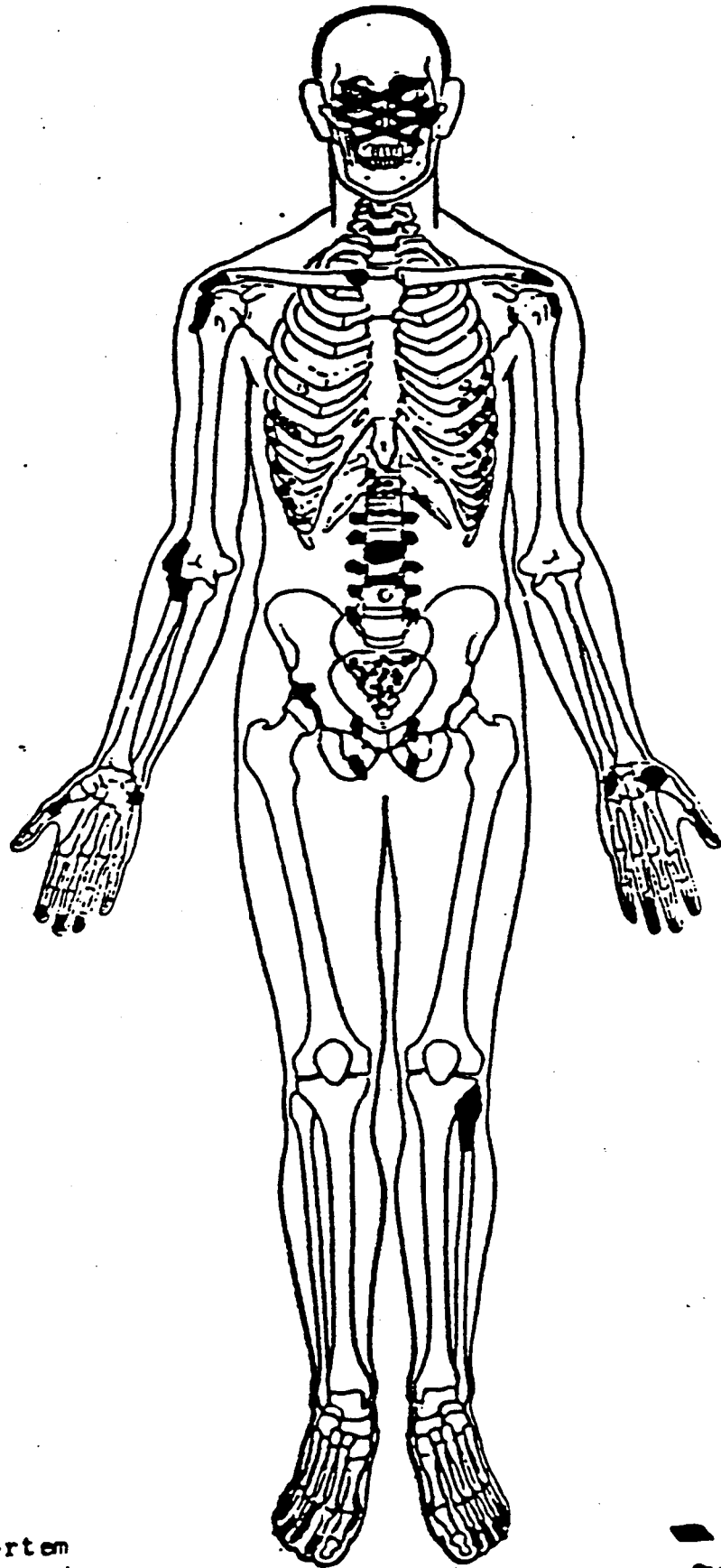
OSTEON NUMBER:	ANTERIOR	MEDIAL	LATERAL	POSTERIOR	TOTAL
Outer	38	39	33	39	149
Middle	_____	_____	_____	_____	_____
Inner	_____	_____	_____	_____	_____
FRAGMENTS:	15	16	20	19	70
LAMELLAR:	0	0	0	0	0
NON-HAVERSIAN	_____	_____	_____	_____	_____

REMODELING:	OUTER THIRD	MIDDLE THIRD	INNER THIRD
Circumfer. Lamellae	+	+	++
Resorption	++	+++	++++

OTHER: No conversion factor needed.

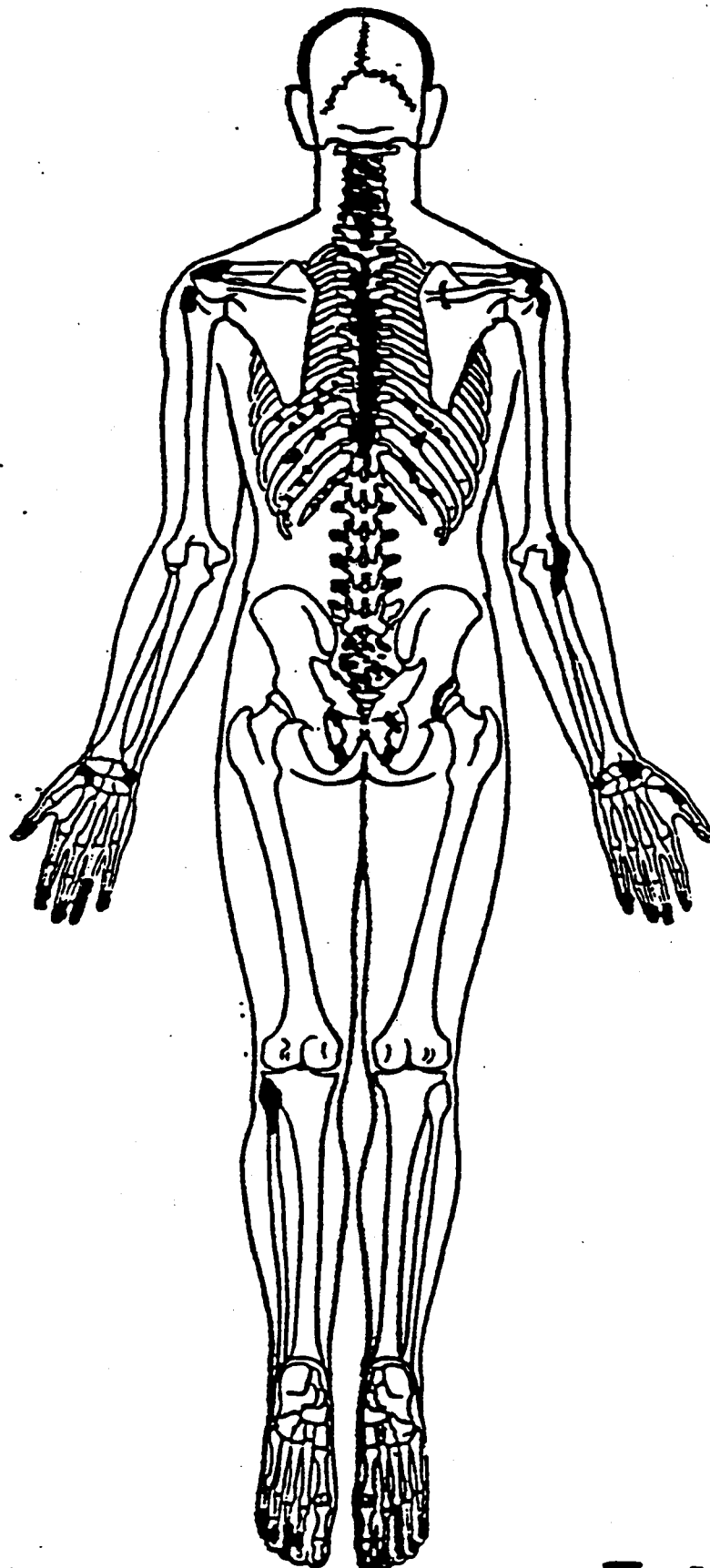
EXAMINED Ellis R. Kerley DATE 7/22/85

Fragments: $Y=8.786+0.834X = 67.2$ years



••• = postmortem
damage and
erosion

■ = missing
▨ = fragmented
● = old lesion



••• = postmortem
damage and
erosion

■ = missing
⚡ = fragmented
● = old lesion

ESTIMATION OF HEAD CIRCUMFERENCE OF THE EMBU SKULL

BY

CLYDE COLLINS SNOW, PH.D.

In his 1938 SS physical examination, Mengele's head circumference ("Kopfumfang") is recorded as 57 centimeters. Since this is the only available direct measurement of Mengele's head size, it is of interest to compare it with the skull from Embu. Several factors must be considered in making such a comparison. For example, in regard to the recorded head circumference, we need to know with what care and degree of precision it was taken and which technique was used.

The physical examination in which Mengele's head circumference was recorded was made by an SS physician, Dr. W. Schwarzweller. It was performed prior to World War II, when recruiting standards for the SS were still extremely high and much emphasis was placed upon physical and, particularly, "racial" fitness. It thus seems reasonable to suppose that the measurement was taken with care. Also, as the applicant himself had some graduate training in physical anthropology, it is likely that he might have been quick to correct any error in technique on the part of his fellow physician. As it is customary to round circumferential measurements to the nearest centimeter, the recorded value of "57 cm" implies an accuracy of ± 0.5 cm so that we may assume that the actual value was between 56.5+ and 57.4+ centimeters.

The measurement under consideration is roughly equivalent to the standard tailoring measure of "hat size": a tape is passed around the subject's head at the level of the maximum circumference of the cranial vault. German anthropometrists of the period followed the practice recommended by Martin (1928):

Horizontalumfang des Kopfes: Umfang annähernd horizontal rund um den Kopf. Bandmaß. Man hält den Nullpunkt des Bandmaßes mit der linken Hand auf der Glabella fest, führt es mit der rechten Hand über die linke Kopfseite bis zu dem vorspringenden Punkt des Hinterkopfes (Opisthocranium) und dann über die rechte Kopfseite zurück zur Stirn, wo man es ebenfalls mit der linken Hand fixiert. Dadurch wird die rechte Hand frei, die nun am Hinterhaupt kontrolliert, ob das Bandmaß wirklich über den vorspringendsten Punkt geht. Ist dies nicht der Fall, so wird das Bandmaß entsprechend verschoben und straff angezogen. Man achte darauf, daß es an beiden Seiten des Kopfes gleich hoch zu liegen kommt.

This technique differs from that specified by most non-German anthropometric protocols (e.g. Hrdlicka 1939, Hooten 1946, Olivier 1963, Hertzberg et al 1963) in that in the latter, the tape is passed over the forehead at a level just superior to the glabellar eminence (Garrett & Kennedy 1971) and thus do not include the supraorbital ridges. A review of the literature failed to reveal any studies comparing the two techniques, but one would expect that head circumferences measured according to Martin's method, by including the supraorbital ridges, would yield slightly larger values.

Viewed from above, the human head is roughly ovoid in form. Contributing mostly to the overall size and shape of this ovoid is the bony cranial vault of the skull. Overlying the bone is the scalp, which contributes its thickness to head circumference. Scalp thickness, which has been measured by a variety of techniques (see below), may vary with age, sex, nutritional status and, also, from one region of the head to another. The subject's hair is included in the measurement but its effect on the circumference is negligible unless it is exceptionally abundant or "springy". Judging from his photographs submitted as part of his physical examination, Mengele's hair at this time was cut to medium length and in his report, Dr. Schwartzweller classified it as "schlichtweitwellig" (sleek-wavy). Hair of this amount and form would not contribute significantly to the head circumference value, so its effect will be ignored in the following analysis.

Table I summarizes the data from three anthropometric surveys (Grunhofer & Kroh 1975, Jurgens et al 1970, 1972) on West German military populations of the post-World War II period. Assuming that there has been no significant secular change in head circumference dimensions among German males since Mengele was measured the recorded value of 57 cm was very close to the average. Table I also provides comparative data for 1,985 military men from 17 South American and Central American countries who were measured while attending the Inter-American Air Forces Academy in the Canal Zone between 1965 and 1970 (Dobbins & Kindrick 1972). In keeping with their smaller body size, the head circumference means for these men slightly over 2 cm smaller than their German counterparts. Mengele's recorded head circumference of 57 cm coincides with the 90th percentile value of these Latin American subjects or, stated differently, only about one in ten males of the general Latin American population would have a head circumference of this value or over. This fact is of interest since it suggests that Mengele, if he wished to stage his disappearance by substituting a body in the Embu grave, would have had some difficulty of procuring one closely matching his known head circumference from the local population.

TABLE I
 HEAD CIRCUMFERENCES OF GERMAN AND LATIN AMERICAN MILITARY MALES
 (Post-World War II)

SURVEY	MEAN	S.D	N	-----PERCENTILES-----						
				5TH	10TH	25TH	50TH	75TH	90TH	95TH
Aviators	57.04	1.44	1006	54.7	55.2	56.1	57.0	58.0	58.9	59.5
20 Yr Olds	57.00	1.60	7144	54.5	55.2	55.9	57.0	58.1	59.1	59.8
25-40 Yr Olds	57.30	1.40	2643	54.8	55.4	56.5	57.3	58.2	59.3	59.8
TOTAL GERMAN	57.08	1.54	10793	54.6	55.2	56.1	57.1	58.1	59.1	59.8
LATIN AMERICAN	55.0	1.51	1985	52.6	53.1	54.0	55.0	56.0	57.0	57.6

*German data: Grunhofer & Kroh 1975, Jurgens et al 1970, 1972.
 Latin American data: Dobbins & Kindrick 1972.

Among the measurements taken on the Embu skull, two are of interest in this analysis. These are Glabella-Opisthocranion Length (GOL) and Maximum Cranial Breadth (XCB) which are defined as follows:

1. Glabella-Opisthocranion Length (GOL): The maximum midsagittal length of the cranial vault. Measured with the spreading calipers between glabella (g), the anteriormost midline point on the frontal bone and opisthocranion (op), the point on the occipital bone most distal to glabella in the midline.
2. Maximum Cranial Breadth (XCB): The maximum transverse breadth of the cranial vault. Measured with the spreading calipers between the right and left euryon (eu), the lateral-most point of the parietal bone.

The Embu skull had been buried for six years when examined in 1985 and, therefore, had undergone the slight shrinkage normally observed in most bones during skeletonization (Broca 1868, Czekanowski 1907). In an extensive series of experiments during which skulls were measured during the several stages of skeletonization, Todd (1925, 1926) found the the GOL measurement was reduced by 0.9% during skeletonization and the XCB measurement by 0.8 percent.

The thickness of the scalp over various anatomical landmarks has been measured directly on cadavers (His 1895, Kollmann & Büchly 1898, Rhine & Moore 1982); in the living by radiographic studies (Edelmann 1938, Gerassimow 1955) and, more recently, by ultrasound measurement (Helmer, 1984). Data from the latter study will be used here because the ultrasound technique not only provides more precision in the measurement of skin depth but also, the study gives data on German male subjects in the same general age of Mengele at the time his head circumference was measured.

The scalp thicknesses of interest in the present analysis are those over the anatomical landmarks used in taking the cranial measurements from which the estimate of antemortem head circumference must be derived. Thus the thickness of the scalp over the anterior and posterior landmarks, glabella and opisthocranium, must be added to the cranial length measurement (GOL). Similarly, the cranial breadth measurement must be increased by amount equivalent to the thickness of the scalp over the right and left euryon landmarks. Helmer's scalp thickness data for these landmarks in a series of 13 German males in the 20-29 year age range is shown below:

<u>POINT</u>	TISSUE THICKNESS IN MM	
	<u>Mean</u>	<u>95% confidence limits</u>
Glabella (g)	5.7	5.5-6.5
Opisthocranium (op)	5.5	4.5-6.0
Euryon (eu)	6.0	5.5-6.8

From the above data, it is possible to estimate the antemortem (am) values of these dimensions from their postmortem (pm) values. Thus, for Glabella-Opisthocranium Length, the formula is:

$$\begin{aligned} \text{GOL,am} &= \text{GOL,pm} * (1+\%sk) + (g+op) \text{ mm} \\ &= 182 * 1.009 + 11.2 \text{ mm} \\ &= 194.8 \text{ mm} \end{aligned}$$

and,

$$\begin{aligned} \text{XCB,am} &= \text{XCB,pm} * (1+\%sk) + (2*eu) \text{ mm} \\ &= 146 * 1.008 + 12.0 \text{ mm} \\ &= 159.2 \text{ mm} \end{aligned}$$

where,

am and pm denote antemortem and postmortem values
 %sk = % shrinkage during skeletonization
 g = scalp thickness at glabella
 op = scalp thickness at opisthocranium
 eu = scalp thickness at euryon

From the above estimates, antemortem head circumference can be calculated by means of a multiple regression equation predicting head circumference from head length and breadth. The equation used here was derived from data of the 1967 anthropometric survey of 2,024 United States Air Force (USAF) flying personnel (Webb Associates 1967). This study was selected because its subjects were young Caucasoid males (median age = 28.3 yrs.), who were commissioned officers or officer candidates at the time they were measured. Also, as all were either rated pilots and navigators or had been selected for flight training at the time they were measured, they had previously passed the demanding physical examinations required for aviation flying personnel. Most were college graduates or had several years of college and came from the middle- to upper-middle class socioeconomic background from which the USAF largely drew its flying officer personnel during this period. Thus, in respects to race, age, health, educational and socioeconomic background, they represent a sample of young males similar in these respects to Mengele who was 27.7 years old at the time of his SS physical examination, a university graduate and who was from a similar socioeconomic background. Additionally, intercorrelational data facilitating the calculation of the multiple regression equation is available for the USAF Flying Personnel study (Churchill 1978).

The multiple regression equation derived from the USAF Flying Personnel data is:

$$\begin{aligned}
 \text{CIRC} &= A(\text{GOL.am}) + B(\text{XCB.am}) \pm C + \text{SEest cm} \\
 &= 1.604 (\text{GOL.am}) + 1.264(\text{XCB.am}) + 5.935 \pm 0.58 \text{ cm} \\
 &= 1.604(19.48) + 1.264(15.92) + 5.935 \pm 0.58 \text{ cm} \\
 &= 57.30 \pm 0.58 \text{ cm}
 \end{aligned}$$

The last term in the above equation (± 0.58) is the standard error of the estimate. This statistic expresses the probability of error inherent in the predictive equation. Thus, about 95% of the subjects with the calculated cranial length and breadth measurements of the Embu skull would have head circumferences within a range of ± 2 standard errors of the estimate. This range is:

$$57.30 \pm (2 \times 0.58) \text{ cm}$$

or,

$$56.14 - 58.46 \text{ cm}$$

SUMMARY AND CONCLUSIONS

1. Mengele's head circumference was recorded as 57 cm in 1938. Assuming the measurement was rounded (as is customary) to the nearest centimeter, this implies an actual measurement of 56.5+ to 57.4+ cm.

2. Comparison with head circumference data on German post-World War II military populations the measurement of 57 cm places Mengele very close to the average for German military males (57.08 ± 1.54cm).
3. Corrected for postmortem shrinkage and soft tissue thickness, the living head dimensions of the Embu individual are estimated at 159.2 mm for Maximum Breadth and 194.8 mm for Maximum Length.
4. From a multiple regression equation derived from USAF anthropometric data, the living Head Circumference of the Embu individual is estimated at 57.30 ± .58 cm.
5. The above estimate is consistent with Josef Mengele's recorded head circumference of 57 centimeters.

BIBLIOGRAPHIC REFERENCES

- Broca, M.
1868 Comparaison des Indices Céphaliques sur le vivant et sur le squelette. Bulletin Soc. Anthropol. Paris 2nd Serie, t3, 25-32.
- Churchill, E.
1978 Statistical Considerations in Man-Machine Design. in: Anthropometric Source Book, Volume I, Ch IX. NASA Reference Publication 1024. National Aeronautics and Space Administration, Scientific and Technical Information Office. Lyndon B. Johnson Space Center, Houston, Texas.
- Czekanowski, J.
1907 Untersuchungen über das Verhältnis der Kopfmaße zu den Schadelmaßen Arch. Anthropol. 34: 42-89.
- Dobbins, D.A. and C.M. Kindick
1972 Anthropometry of the Latin American Armed Forces. Report# 7209002, U.S. Army Tropic Test Center, Fort Clayton, Canal Zone.
- Edelmann, H.
1938 Die Profilanalyse. Z. Morph. Anthropol. 37: 166-168.
- Garrett, J.W. and K.W. Kennedy
1971 A Collation of Anthropometry. Aerospace Medical Research Laboratory, Aerospace Medical Division, Air Force Systems Command, Wright-Patterson Air Force Base, Ohio.
- Gerassimow, M.M.
1955 Vosstanovleniew lic po Cerepu. Izdat Akad Nauk SSSR, Moscow.
- Grunhofer, H.J. and G. Kroh
1975 A review of Anthropometric Data of German Air Force and United States Air Force Flying Personnel 1967-1968. AGARD-AG-205, Advisory Group for Aerospace Research and Development, 7 Rue Ancelle, 92200 Neuilly sur Seine, France.
- Helmer, R.
1984 Schädelidentifizierung durch elektronische Bildmischung. Kriminalistik Verlag, Heidelberg.
- Hertzberg, H.T.E., E. Churchill, C.W. Dupertuis, R.M. White and A. Damon
1963 Anthropometric Survey of Turkey, Greece and Italy. Advisory Group for Aeronautical Research and Development, North Atlantic Treaty Organization. Macmillan, New York.

- His, W.
1895 Anatomische Forshugen über Joh. Seb. Bach's Gebeine und Antlitz nebst Bemerkung über dessen Bilder. Abh. Math. Phys. Klasse, Kgl Sächs. Ges. d. Wiss. 22: 381-420.
- Hooton, E.A.
1946 Up From the Ape. (2nd Ed.) The Macmillan Company, New York.
- Hrdlicka, A.
1939 Practical Anthropometry. The Wister Institute of Anatomy and Biology. Philadelphia.
- Jurgens, H.W., D. Habicht-Benthin and W. Lengsfeld
1970 Korpermasse 20-jähriger Manner als Grundlage für die Gestaltung von Arbeitsgerät, Austrüstung und Arbeitsplatz. BMVg-FBWM 71-2, Ministry of Defense, Documentation Center, Military Affairs Dept., 53 Bonn, Friedrich Ebert Allee 32, Germany.
- Jurgens, H.W., K. Helbig and W. Lengsfeld
1972 Body Measurements of 25-40 Year-Old Men upon Examination of the Anthropometric-Ergonomic Significance of Aging on Changes in Body Shape. Research Contract BMVg InSan Nr. 3571-V-072, Ministry of Defense, Documentation Center, Military Affairs Dept., 53 Bonn, Freidrich Ebert Allee 32, Germany.
- Kollmann, J. and W. Büchly
1898 Die Persistenz der Rassen und die Rekonstruktion der Physiognomie s Prähistorischer Schädel. Arch. Anthrop. 25: 329-359.
- Martin, R.
1928 Lehrbuch der Anthropologie in Systematischer Darstellung. Gustav Fischer Verlag. Jena.
- Olivier, G.
1960 Pratique Anthropologique. Vigot Frères, Editeurs. Paris.
- Rhine, J.S. and C.E. Moore
1982 Facial Reproduction Tables of Facial Tissue Thicknesses of American Caucasoids in Forensic Anthropology. Maxwell Museum Technical Series, #1. University of New Mexico, Albuquerque.
- Todd, T.W.
1925 The Nature of Mummification and Maceration Illustrated by the Male White Skull. J. Anat. 59: 180-187.
- Todd, T.W.
1926 The Nature of Mummification and Maceration. II. Female White and Negro Skulls, J. Anat. 60: 309-328.

Webb Associates, Inc.

1967 Anthropometry of U.S. Air Force Flying Personnel 1967.
USAF Systems Command anthropometric data of flying personnel
furnished Webb Associates, Inc., Yellow Springs, Ohio, by
the Aerospace Medical Research Laboratories, Wright
Patterson Air Force Base, Ohio.

III. FORENSIC RADIOLOGY

This report is based upon the radiographs (Exhibit M) of the skeleton exhumed at Embu. The Brazilian case is 4096-85. The radiographs have numbers of 396 and 381. Some films were not numbered. The difference in the numbers is that films numbered 381 were not dated and were taken prior to films labeled 386. Radiographs were taken under the direction of Dr. Luis Bulelho de Melo.

All of the films were examined by me. However, there are two panorex films and one AP of the femur which were not duplicated. The panorex films were taken by the dental team. These two panorex films are not included in my report. However the skull films show the findings.

All of the films were reviewed including those of excellent quality and of poor quality. All of those of poor quality have repeat examinations with much better technique. Unless otherwise specified, the films were taken on 14 June 1985.

Some of the bones are mislabeled as to right and left. This involves mainly the clavicles and hand. These discrepancies were discussed with the Anthropologists. The radiographs will be reported as they are labeled. Some of the discrepancies are noted.

SKULL FILMS FROM JUNE 14, 1985:

There are two sets of an AP, lateral and submental vertex. The petrous bone is superimposed by the lower half of the orbits. The facial bones, zygoma, nasal, ethmoid, maxillary bones are absent. There is a 10 x 15mm occipital exostosis present. The mastoids and visualized sinuses appear normal. The frontal sinus and part of the ethmoids are absent.

MAXILLA, RIGHT ZYGOMA, PART OF THE FRONTAL SINUS AND NASAL BONE:

There are two right teeth and one left. The left zygoma shows a 14mm x 10mm irregular oval defect with three linear dense lines corresponding to the defect seen on the gross specimen. Periosteal bone decay is not seen on any of the films. The anatomical specimen shows this and the anterior maxillary wall to have a rust color. A similar stain was seen on the clothes of the victim. X-rays of the clothes show similar circular lines present.

ENTIRE SKULL (AFTER THE FACIAL BONES HAVE BEEN RECONSTRUCTED AND THE UPPER AND LOWER BRIDGE AND TEETH HAVE BEEN REPLACED):

Frontal bossing is present. A 3mm diastoma is present in the maxillary bone. Again noted is the circular artifact of the left zygoma. There is a segmental fracture of the right zygoma which is post mortem.

AP & LATERAL CERVICAL SPINE:

Seven cervical vertebrae are present. There is sclerosis about the disc spaces with osteophyte formation present. Similar changes are noted in the joints of Luschka and the apophyseal joints, particularly in the mid and lower cervical spine. C3, 4 and 5 spinous processes are absent.

THORACIC SPINE (TWO FILMS AP & LATERAL, JUNE 14, 1985):

There are twelve vertebral bodies and one posterior element present. T1 and T2 are the only ones with transverse processes. T1 has the entire spine. T2 has part of the spine. Practically all of the pedicles and posterior spinous elements are absent. Some small spurs are scattered throughout the spine. There is sclerosis in the vertebrae about one of the disc spaces. Several Schmorl's nodes are present.

LUMBAR SPINE - AP, LATERAL & OBLIQUES:

There are two lumbar spine films as well as a second film and some large film of the sacrum. The lumbar spine films include an AP, lateral and both obliques. There is sclerosis of the vertebral bodies adjacent to the L2 disc spaces. There are osteophytes present at L3 and L4 anteriorly and laterally.

SACRUM - AP & LATERAL OF THE SACRUM ON JUNE 14, 1985:

This time the sacrum is glued together. The film, number 234567890, includes the lumbar spine and the symphysis pubis. On this film, the sacrum is fragmented secondary to postmortem fractures. Most of the posterior spinous elements are absent as well as a portion of the T2-3 anterior vertebral bodies. The lateral portion of the sacrum is also present.

INNOMINATE BONE:

The superior and inferior pelvic rami have postmortem fractures. Healed fractures are not seen. On the right, there is a small healed posterior lip fracture of the acetabulum and a vertical fracture extending through the

acetabulum but not into the anterior or posterior columns. Callous formation is seen. This corresponds to the gross specimen consisting of a posterior lip and partial anterior column fracture. An 18 x 28mm exostosis is present extending laterally above the right acetabulum. Small elliptical area of sclerosis is seen within the callous formation of the right acetabulum. The left acetabulum has an exostosis approximately 8 x 10mm inferiorly.

AP PELVIC BONE AND AP HIPS:

Slight irregularity of the right articular surface of the hip is present. Minimal degenerative changes are noted. The pelvis is that of a male.

FEMURS:

The proximal articular surface of both femurs show slight irregularity of the cortex with a small osteophyte present. Exostosis are present at the attachment of both greater tuberosities. Changes are greater on the right than on the left.

The distal articular cartilage is relatively unremarkable. There is some spurring present at the attachments of the tendons of the condyles. The right femur is shorter than the left by 1 cm.

AP AND LATERAL LOWER LEGS ON ONE FILM:

Film was taken on June 14, 1985. An artifact is present overlying the right femur in the subtrochanteric area. The distal lateral malleolus is absent. No abnormalities are otherwise identified.

AP OF THE PATELLAS:

No significant abnormality is identified. There is some slight irregularity to the surface of the patella distally.

FEET: RIGHT FOOT - ONE FILM, AP & LATERAL:

The 2nd through 5th middle and distal phalanges and the three proximal phalanges are present. In the head of the 1st metatarsal are two small cystic changes medially. There is slight widening of the 1st metatarsal at the neck. The articular surface appears relatively unremarkable. The first proximal phalanx shows a small spur laterally and a portion of the cortex absent medially. These changes are along the distal cortex.

FIVE VIEWS OF THE LEFT FOOT TAKEN ON JUNE 14 AND 18, 1985:

All of the proximal phalanges are present. The first distal phalanx is present. There are what appears to be two middle phalanges present. No significant bony abnormalities are present.

RIGHT AND LEFT RIBS:

Bilaterally, 12 ribs are present with portions of them absent. There are multiple fractures present which are postmortem.

STERNUM INCLUDING A PORTION OF THE COSTAL CARTILAGE WHICH IS ATTACHED DISTALLY TO THE STERNUM AND IS "U" SHAPED AND PARTIALLY CALCIFIED:

The left fossa for the sternoclavicular joint is smaller than normal with moderate osteophytes present anteriorly. The articular surface is slightly irregular.

CLAVICLES AND SCAPULA:

There are two large films that include both the small and four smaller films including multiple views of the scapula. There is asymmetry between the sternal ends of both clavicles with the left having some degenerative changes. The acromial process of the left clavicle is present. There is an area of sclerosis with a lucent line seen on the base of the spine.

SINGLE FILM OF THE RIGHT AND LEFT ARMS, FOREARMS, AS WELL AS TWO FILMS SHOWING CONE DOWN VIEWS OF THE PROXIMAL AND DISTAL PORTION OF THE RIGHT HUMERUS:

On the left side, the head of the radius is absent. No sclerosis is present. Portions of the distal articular surfaces of both humeri are absent. These are postmortem changes.

LEFT HAND AND FOUR VIEWS OF THE FIRST METACARPAL PHALANX AND 5TH METACARPAL PRESENT:

Only five of the carpal bones are present. The second through fifth distal phalanges are absent. There is a healed fracture of the neck of the first metacarpal. The articular surface shows minimal irregularity. On the entire hand film, the first metacarpal is upside down. There is a small cystic area present in the region of the neck of the fourth middle phalanx. The margins are sclerotic and sharp. There is a slight ground-glass appearance to it. Minimal degenerative changes are present on the distal articular surfaces of the third and fourth middle phalanges.

RIGHT HAND:

There are four carpal bones plus 11 phalanges and metacarpal bones. Most of the heads and bases of the phalanges are present. At the second excavation, more phalanges were found but these were not radiographed.

X-RAYS OF THE CLOTHES:

The clothes had a brown pigment on them symmetrically located. Radiographs of these areas show circular rings of metallic densities. This is similar to the findings on the zygoma.

- IMPRESSION:
1. Healed first metacarpal neck fracture.
 2. Healed acetabular fracture consisting of a posterior lip fracture and partial anterior column fracture.
 3. Changes in the left sternoclavicular joint indicating old injury.
 4. Healing fracture of the spine of the right scapula.
 5. Minimal degenerative changes of the hip and hand.
 6. Cystic lesion, right 4th middle phalanx. Possibility of enchondroma should be considered.

January 31, 1986

MENGELE LATERAL COPY FILMS: Received November 1985

Lateral Right Femur from 14/06/85, #386

The articular surface of the head and the femoral condyles are not well seen. They are better seen on other views. The diaphysis appears unremarkable.

Lateral Left Tibia and Fibula

No evidence of fracture, dislocation or other bony abnormality.

Left Femur, Three Views (AP & Lateral)

The femur was bisected in the midshaft as well as longitudinally and the proximal half. Except for these autopsy changes, the femur appears unremarkable.

Lateral Right Tibia and Fibula

The upper halves are not well seen because the film is over exposed. The lower portions are better visualized and appear normal.

IV. FORENSIC ODONTOLOGY:

Among the skeletal remains at the Institute of Legal Medicine are a detached maxilla and a mandible. Further examination reveals that the maxilla was originally fractured in the course of the exhumation.

The dental description:

Universal System--UR 3rd Molar #1
LR 3rd Molar #32

- 1--missing
- 2--occlusal amalgam
- 3--mesial occlusal amalgam, Root Canal Tx (Exhibit D-7)
- 4--missing
- 5--missing
- 6--missing
- 7--missing
- 8--missing
- 9--missing
- 10--missing
- 11--missing
- 12--missing
- 13--missing
- 14--occlusal, occlusal-lingual, distal amalgam
- 15--missing
- 16--missing
- 17--missing
- 18--missing
- 19--missing
- 20--missing
- 21--missing
- 22--gold veneer crown, Root Canal Tx (Exhibits D-8 & D-9)
- 23--distal tooth colored restoration
- 24--no restoration present
- 25--no restoration present
- 26--mesial incisal tooth colored restoration
- 27--distal lingual incisal tooth colored restoration
- 28--gold veneer crown (Exhibits D-8 & D-9)
- 29--missing
- 30--missing
- 31--missing
- 32--missing

All missing teeth except third molars are replaced by removable partial dentures of chrome colored metal and acrylic. (Exhibits D-10, D-11, D-12, D-13 & D-14)

Remarkable features:

1. An extremely wide incisive canal (Exhibits D-14 & D-15) and almost non-union of the hard palate. (Exhibit D-16)
2. An antral defect of the left side of the zygoma and maxilla is seen. (Exhibits D-4 & D-17)
3. The mesial amalgam rest seat area appears to be relieved to accommodate the rest of the partial denture on #3, upper right first molar. This suggests the restoration and/or root canal was done after the partial was made. (Exhibit D-10)

Comparison:

Only the 1938 SS physical dental examination record is available for comparison. (Exhibits F, Page 10 & F-1, Page 4)

1938	1938	1985 Skeleton
filled	1	missing
filled	2	filled
filled	3	filled
normal	4	missing
missing	5	missing
normal	6	missing
normal	7	missing
normal	8	missing
normal	9	missing
normal	10	missing
normal	11	missing
missing	12	missing
normal	13	missing
filled	14	filled
filled	15	missing
filled	16	missing
filled	17	missing
filled	18	missing
filled	19	missing
normal	20	missing
normal	21	missing
normal	22	crown
normal	23	filled
normal	24	normal
normal	25	normal
normal	26	filled
normal	27	filled
normal	28	crown
normal	29	missing
filled	30	missing
filled	31	missing
filled	32	missing

There is no inconsistency in the comparison.

A photograph found in the SS record reveals a large, clearly seen diastema which is consistent with being caused by the very wide incisive canal. (Exhibit D-18)

Considerable bone loss and abrasion is seen and age is estimated 60 to 70 years, probably towards the 70 end of the scale.

1. ON MARCH 21, CONSUL GENERAL, POLOFF, AND BRAZILIAN FEDERAL POLICE AGENT ANTONIO DEVISATI SOBRINHO VISITED DR. HERCY GONZAGA GAMA ANGELO, A ROOT CANAL SPECIALIST IN THE SAO PAULO NEIGHBORHOOD OF SANTO AMARO. GAMA DID NOT REMEMBER TREATING ANYONE FITTING THE DESCRIPTION OF JOSEF MENGELE. HE DID ALLOW US, HOWEVER, TO EXAMINE ALL OF HIS DENTAL CHARTS. WE FOUND THE CHART OF PEDRO HOCHBICHLER WHO RECEIVED TREATMENT OF AN UPPER POSTERIOR TOOTH ON DECEMBER 6, 11, 13, AND 18, 1978. GAMA SAID HE NEVER KEEPS X-RAYS BUT RETURNS THEM TO HIS PATIENTS TO TAKE BACK TO THEIR REGULAR DENTISTS.

-

2. HOCHBICHLER WAS REFERRED TO GAMA BY DR. KASUMASA TUTIYA, ALSO OF SANTO AMARO. WE WENT TO TUTIYA'S OFFICE. TUTIYA HAD A DENTAL CHART OF PEDRO HOCHBICHLER SHOWING TREATMENT FROM MARCH 25, 1976, TO JANUARY 3, 1978. TUTIYA HAD EIGHT X-RAYS IN AN ENVELOPE MARKED PEDRO HOCHBICHLER. TUTIYA RECOGNIZED A PHOTOGRAPH OF MENGELE. HE REMEMBERED PARTICULARLY THE MOUSTACHE AND COMMENTED THAT THE PATIENT OFTEN WORE A HAT.

-

3. THE DENTAL CHARTS AND X-RAYS ARE NOW IN THE CUSTODY OF THE FEDERAL POLICE IN SAO PAULO. BOTH GAMA AND TUTIYA WILL BE SCHEDULED TO DEPOSE THE WEEK OF MARCH 24. DACHI BT

ANALYSIS OF THE DENTAL EVIDENCE RE: JOSEF MENGELE

On June 21, 1985 the international panel of forensic scientists delivered reports to Dr. Romeu Tuma, Superintendent, Federal Police in Sao Paulo, Brazil, stating that the skeleton exhumed on June 6, 1985, at Nossa Senhora Do Rosario Cemetery, Embu, Brazil, (Case No. 4096-85) and examined at the Medical Legal Institute of Sao Paulo, is that of Josef Mengele, "within a reasonable scientific certainty".

The basis of that opinion was an analysis of all the available evidence including a dental chart and facial photographs contained in the 1938 SS Personnel File brought to Brazil from the Berlin Document Center.

On March 21, 1986, additional dental evidence became available for analysis including:

- Dental Chart of Dr. Hercy Gonzaga Gama Angelo, Santo Amaro, Sao Paulo, Brazil, labelled, "Pedro Hochbichler".
- Dental Chart of Dr. Kasumasa Tutiya, Santo Amaro, Sao Paulo Brazil, labelled, "Pedro Hochbichler".
- One (1) envelope of Dr. Kasumasa Tutiya, Santo Amaro, Sao Paulo, Brazil, labelled, "Pedro Hochbichler", and containing eight (8) periapical x-ray films labelled, "(4)CID, (4)CIE, (4)MIE, (6)CSD, (6)ICS, (6)MSE, (6)CSE, and (6)MSD."

The above items were seized by Agent Antonio Devisati Sobrinho of the Brazilian Federal Police in the presence of U.S. Consul General Stephen Dachi and Vice Consul Fred Kaplan. I personally interviewed the dentists to authenticate the evidence.

Dr. Carlos Valerio, Forensic Odontologist, Institute of Legal Medicine of Sao Paulo (IML) has in his custody six (6) periapical dental x-ray films which I recognize as having been made on the skeleton examined by me at IML in June 1985 and identified as the, "skeleton exhumed at EMBU". I am able to compare a 35mm color slide of the x-ray films taken in June 1985 and they are identical.

Valerio Film...	Compares with...	Tutiya Film
Upper Incisor.....		ICS
Upper Left Molar.....		MSE
Lower Right Canine.....		CID
Upper Right Molar.....		MSD
Panoramic Film (all teeth present).....		CIE

Other x-ray films yield additional information:

CSE, a large lesion around the apex of #11 which appears to communicate with the left antrum.

-a hard tissue fragment in the #12 area which could be a root tip or amorphous tooth fragment, or other hard tissue origin.

MIE, presence of lower left molar and bicuspid roots.

CSD, presence of #6 root.

Major Features for Comparison:

ICS, diastoma, #8 & 9 RCTs for orientation, root shape #10 reflected in healed socket outline

MSE, tooth morphology, filling shape,

MSD, tooth morphology of both teeth, filling shape #2

CID, root morphology #27,28

CIE, root morphology #22

Attached to this report is a chart showing the status of the 32 teeth from the SS Dental Odontogram of Josef Mengele to the dental chart of the skeleton exhumed at EMBU.

Radiographically the skeleton is absolutely the dental patient who identified himself as Pedro Hochbichler and is actually Josef Mengele based upon the scientific comparisons by all the forensic disciplines and modalities.

A lone issue should be addressed: Is there anything in the 1938 odontogram which precludes the possibility that Hochbichler is Mengele? NO!!!

The 1938 odontogram shows all molars present and filled, two upper first bicuspid missing, and all other teeth present.

The Tutiya dental chart seemingly shows an upper left first bicuspid marked for extraction. In actual fact the two x-ray films which show the upper left bicuspid area CSE and MSE show a hard tissue fragment in soft tissue of the first bicuspid area. This fragment, even if it could be identified as a first bicuspid root tip would not preclude the skeleton being Josef Mengele because it is quite possible that a root tip was broken during extraction of the first bicuspid and when the odontogram was drawn no evidence of a bicuspid was visualized. There are numerous additional possibilities involving the fragment, none of which would preclude the skeleton being Mengele and no objective evidence such as x-rays.

Nome <u>Pedro Hochbichler</u>				N°	
Residência <u>Est. Blumenengo 5673</u>				Tel.	
End. Com.				Tel.	
Profissão		Nasc. 1 1		Nac.	
Indicado por <u>Dr. Casimiro Tutino</u>				E. Civil	
Início Tratamento 1 1 - Término 1 1				Interrupção	
DENTES Côr. _____ Esc. _____ Forma _____		ANOTAÇÕES <u>Cl - 3.000,-</u> <u>(117)</u>		RADIOGRAFIAS 87634321 12345678 87634321 12345678	

TC	TS	PA-MAX	PA-MIN
SENSIB. ANESTESIA		SENSIB. ANTI-BIOTICOS	
<u>Cl - biopalpectomia</u>		<u>Cl</u>	
		<u>Pa - 21 V.</u>	
		<u>CV - 19 V</u>	
		<u>RV - 19 V</u>	
		<u>PA - 19 V</u>	
		<u>CRD / RV = 19 V</u>	
		<u>RV = 19 V</u>	

Data	Dente	Tratamentos Realizados	Tempo	Débito	Crédito	Saldo
6/12/86	6	ab - ue			2.000,-	
14/12	6	ca - Rx - nef - ue				
17/12	6	bioCsl - tang - nef - ue				
18/12	6	obt. camião			1.000,-	

AUTORIZO A REALIZAÇÃO DOS TRATAMENTOS ESPECIFICADOS

CIC N° _____

RG N° _____

ASSINATURA DO CLIENTE OU RESPONSÁVEL _____

Plano de pagamento:

Controle de pagamento

data	historico	débito	crédito	saldo
	Onca (72)	2200,00		2200,00
5/1/26	Paga		2000,00	5200,00
-1/6/26	"		2700,00	2504,00
30/6/26	"		500,00	10,-
	Out	150,00		
6/1/27	Paga		150,00	
	Chcar	100,00		
2/1/28	Paga		100,00	

Observações clínicas

Pressão :- 14 - 10,5

coração :- normal

medicinas :- não está tomando

note em especial

coágulos :- normal

radiografias

data / /

data / /

assinatura do cliente

cliente Padro Hochbichler
 residência Av. Sh. Amaro, 5750 B'andaral tel: _____
 local trabalho _____ tel _____
 profissão _____ nasc. ___/___/___ nac. _____ est civil _____
 inicio do tratamento ___/___/___ termino do tratamento ___/___/___

	<p>radiografias 87654321 12345678 87654321 12345678</p>
--	---

dentes cor modelo	observações <u>PM p (150)</u> <u>PM sup (1200)</u> <u>PM inf (1200)</u>
-------------------------	--

MENGELE DENTITION 1938 - 1986

Tooth No. Universal System	SS File 1938	Tutiya Chart 1976 *1	Tutiya X-rays 1976 *2	Tutiya Post-Tx 1978 *3	Gama Chart 1978	Gama Tx 1978 *4	Skeleton Chart & X-rays 1985
1	Filled	Missing	Missing	Missing			Missing
2	Filled	Present	Filled	Filled			Filled Occlusal
3	Filled	Present	Filled	Filled	Present	Root *5 Canal	Root *6 Canal
4	Present	Missing	Root *7	Missing			Missing
5	Missing	Missing	Missing	Missing			Missing
6	Present	Present	Root	Missing			Missing
7	Present	Present	Root	Missing			Missing
8	Present	Present	Root RCT	Missing			Missing
9	Present	Present	Root RCT	Missing			Missing
10	Present	Present	Root	Missing			Missing
11	Present	Present	Root	Missing			Missing
12	Missing	Present	Fragment *8	Missing			Missing
13	Present	Missing	Missing	Missing			Missing
14	Filled	Present	Filled Occlusal Occlusal	Filled Occlusal Occlusal Distal			Filled Occlusal Occlusal Distal
15	Filled	Missing	Root	Missing			Missing
16	Filled	Present	Missing	Missing			Missing

Tooth No. Universal System	SS File 1938	Tutiya Chart 1976 *9	Tutiya X-rays 1976 *10	Tutiya Post-Tx 1978	Gama Chart 1978 *11	Gama Tx 1978 *11	Skeleton Chart & X-rays *12
17	Filled	Present	Present	Missing			Missing
18	Filled	Missing	Missing	Missing			Missing
19	Filled	Missing	Missing	Missing			Missing
20	Present	Present	Present	Missing			Missing
21	Present	Missing	Missing	Missing			Missing
22	Present	Present	Present	Gold Crown (veneer) Root Canal			Gold Crown (veneer) Root Canal
23	Present	Present	Present	Facial Distal			Facial Distal
24	Present	Present	Present	Present			Present
25	Present	Present	Present	Present			Present
26	Prsent	Present	Present	Present			Facial Mesial
27	Present	Present	Facial	Facial Distal- Lingual- Buccal			Facial Distal- Lingual
28	Present	Present	Facial Mesial- Occlusal	Gold Crown (veneer)			Gold Crowr (veneer)
29	Present	Missing	Missing	Missing			Missing
30	Filled	Present	No Film	Missing			Missing
31	Filled	Missing	No Film	Missing			Missing
32	Filled	Missing	No Film	Missing			Missing

FOOTNOTES FOR MENGELE DENTAL CHARTS

- *1 - The original Tutiya Treatment Plan called for a full upper denture. This was changed to a partial upper denture; THEREFORE:
- "x" above the line of teeth indicates tooth was to be extracted
 - "x" on tooth indicates that tooth was actually extracted
 - "o" cavity on tooth to be filled (#s 1 & 2)
 - no "x", "o", 1 or 2 indicates that the tooth is missing
- *2 - LJL interpretation of Dr. Tutiya's x-ray films
- *3 - Dentition after treatment by Dr. Tutiya according to his records.
- *4 - Dr. Gama does root canal therapy with three gutta percha points and a Zinc Oxide and Eugenol Temporary restoration
- *5 according to his standard procedure. Dr. Tutiya determined that the 3/1/78 actually was made on 3/1/79 as his
- *6 office was closed on 3/1/78 and that he filled the upper right molar, #3, with silver amalgam at that visit.
- *7 - Root was not diagnosed by Dr. Tutiya for extraction but is missing in the skeleton. There is a broken emulsion in that area and just a small portion may be interpreted.
- *8 - Dr. Tutiya's Chart indicates #12 for extraction. Tooth #12 on the chart is actually a fragment in soft tissue whose origin can not be positively identified from its morphology. The presence of the fragment in that area does not exclude the possibility that the skeleton is Mengele because #12 marked as missing in the 1938 SS Chart is interpreted as one of the two premolars on the upper left side was missing during examination and charting in 1938. Taking the hypothesis that #12 was the tooth that was in fact missing this fragment could represent a root tip from #12 fractured and retained during the extraction procedure. It also could represent a root tip from #13, or even a fragment of #11 or #13 which was fractured from the complete carious breakdown of those teeth and lodged under the gingiva.

*9 - There is no x-ray film of the lower right however using
*10 Dr. Tutiya's treatment we can determine that teeth #'s
*11 30, 31, 32 were missing in 1976. Dr. Tutiya made a
partial lower denture for Mengele which he identified
to me when shown a photograph of the prosthesis. If the
teeth were missing in 1985 and not extracted by Dr.
Tutiya incident to his treatment in 1976 it is reason-
able to assume that they were missing when examined by
Dr. Tutiya in 1976.

*12- All lower anterior restorations were tooth cloned.

SS File Odontogram 1938

● ● ● ○ ○ ● ● ●
 8 7 6 5 4 3 2 1 1 2 3 4 5 6 7 8

8 7 6 5 4 3 2 1 1 2 3 4 5 6 7 8
 ● ● ● ○ ○ ● ● ●

SS Style Odontogram 1976

○ ● ● + ○ + + + + + + + ○ ● + ○
 8 7 6 5 4 3 2 1 1 2 3 4 5 6 7 8

8 7 6 5 4 3 2 1 1 2 3 4 5 6 7 8
 ○ ○ ○ ○ + ○ ○ +

○ = missing

● = filled

+ = retained root/severely broken
 down tooth

REPORT TO DR. ROMEU TUMA
DIRECTOR GENERAL, BRAZILIAN FEDERAL POLICE
REGARDING THE IDENTIFICATION OF THE REMAINS
OF JOSEF MENGELE
26 MARCH 1986

On 21 March 1986 the following items of dental evidence were seized by Agent Antonio Devisati Sobrinho of the Brazilian Federal Police in the presence of U.S. Consul General Stephen Dachi and Vice Consul Fred Kaplan:

- ITEM 1 -- Dental chart of Dr. Hercy Gonzaga Gama Angelo, Santo Amaro, Sao Paulo, labelled, "Pedro Hochbichler".
- ITEM 2 -- Dental chart of Dr. Kasumasa Tutiya, Santo Amaro, Sao Paulo, labelled, "Pedro Hochbichler".
- ITEM 3 -- One (1) envelope of Dr. Kasumasa Tutiya, Santo Amaro, Sao Paulo, labelled, "Pedro Hochbichler", and containing eight (8) periapical x-ray films labelled, "(4)CID, (4)CIE, (4)MIE, (6)CSD, (6)MSE, (6)CSE, and (6)MSD."

I have examined items 1, 2, 3, and six (6) periapical x-ray films in the custody of Dr. Carlos Valerio, forensic odontologist at the Institute of Legal Medicine of Sao Paulo (IML), which I recognize as having been made on the skeleton examined by me in Sao Paulo in June 1985.

The eight (8) x-rays (Item 3) seized by the Brazilian Federal Police on March 21, 1986, and identified as having been taken on Pedro Hochbichler (Josef Mengele) incident to dental treatment exhibit multiple, unique, and individual characteristics and are of excellent quality for comparison purposes.

Police photographs of Josef Mengele were identified at the time of the seizure of Items 2 and 3 by Dr. Tutiya as the patient whose chart (Item 2) and x-rays were seized (Item 3) to Agent Antonio Devisati Sobrinho in the presence of Consul General Dachi and Vice Consul Kaplan.

I have compared the Dr. Tutiya x-rays (Item 3) with the x-rays taken of the skeletal remains examined at IML in June 1985, and in the custody of Dr. Valerio (six periapical films).

It is my opinion that the skeleton identified by an international panel of forensic scientists as Josef Mengele with reasonable scientific certainty may now be identified as Josef Mengele with an absolute certainty.

Comparison of the dental evidence (charts and x-rays) of the skeleton with the dental evidence (Items 1, 2, and 3) of the living patient (Pedro Hochbichler/Josef Mengele) reveal multiple, unique, and individual characteristics and no inconsistent characteristics.

Lowell J. Levine, D.D.S.
Consultant
Office of Special Investigations
U.S. Department of Justice
Washington, D.C.

Dr. Carlos F. Valerio
Forensic Odontologist
Institute of Legal Medicine
Secretariat of Public
Security, Sao Paulo, Brazil

V. FORENSIC PATHOLOGY:

A. CLOTHING: The clothing (Exhibit D-19) consists of the following:

1. A light blue color sleeveless front part of a shirt, with areas of brownish discoloration. The circumference of the shirt, around the lower axilla, is 110 cms.
2. A pair of light brown (tan) color trousers. The total length is 107.5 cms. The length from the crotch area is 80 cms. The circumference of the thigh is 60 cms. The manufacturing label has been deteriorated. The waist line measures 96 cms. The circumference of the cuff is 52 cms.
3. A brownish color leather belt without buckle which measures 98 cms., for the waist area.
4. A pair of mid-calf size tan color socks.
5. The underwear consists of jockey shorts. The circumference of the elastic portion of the shorts is 66 cms.
6. Exhibit N shows the front view diagrams of the shirt and the underwear which reveal the locations of rust color deposits on the clothing. X-rays of these two pieces of clothing exhibit light radio-opaque corresponding spots, consistent with iron deposits (rust).

We have been informed by the Federal Police of Sao Paulo that Mr. and Mrs. Bossert were present at the time of exhumation of the body. Mrs. Bossert identified the clothing on the body at the grave site. Mrs. Bossert was later brought to the Institute of Legal Medicine where she identified to us the items of the clothing to be those that she prepared and had them put on the body of Josef Mengele at the time of burial in February of 1979.

- B. The skeletonized remains reveal no evidence of soft tissue except for presence of tiny fragments of scalp, thin and dried out, with grayish color hair (Exhibit D-3). The loose scalp hair measures about 5 to 7 cms. in length.

- C. The skeleton is that of a caucasoid male, estimated age of 60-75 years, 17.5 cms. in height, right handed.
- D. No evidence of any antemortem cranial injuries is noted.
- E. Postmortem fractures of the facial bones are seen except for the mandible. (Exhibit D-4).
- F. A roundish defect of the left anterior zygoma (Exhibit D-17), about 8 mms. in diameter, is noted with concentric rust color deposits on the margin, where several hair shaft-like fibers are imbedded. This defect extends into the left maxillary sinus space, where it shows a hard and calcified-like material sealing the defect from the sinus cavity itself. There is no obvious gross inflammatory reaction with the maxillary sinus. Microscopic examination of a slide, prepared from the edge of this defect in Brazil, reveals dead bony tissue. The underlying cause of this defect can not be determined. However, it probably represents an antemortem lesion.
- G. The maxilla retains three teeth with amalgam fillings and shows presence of a partial denture. There is a distinct gap between the right and left hard palates (Exhibit D-15). The mandible retains seven teeth showing two gold veneer crowns and a partial lower denture (Exhibits D-8 & D-9).
- H. The external end of the right clavicle appears deformed, consistent with a possible old fracture/dislocation.
- I. A non-union fracture of the base of the spine of the right scapula is observed (Exhibit D-20).
- J. The spinal column shows mild to moderate degenerative changes. These findings are more prominent in the lumbar area, especially the lower lumbar vertebrae (Exhibit D-21).
- K. There is evidence of an old healed fracture of the right innominate bone with the fracture line extending through the acetabulum (Exhibit D-22). There is a narrowing of the articular surface with a prominent, elevated, irregular, roughly rectangular prism shape exostosis, located superior and lateral to the fossa (Exhibit D-23).
- L. There is evidence of some osteoarthritic changes involving the cartilaginous surface of the head of the right femur.

- M. There is a small exostosis located on the anterior aspect of the neck of the right femur.
- N. A deformity of the neck of the right first metacarpal bone is noted, indicative of an old trauma.
- O. No evidence of obvious disease or injury is observed in the long bones of the upper and lower extremities.
- P. Various parts of skeletal remains show postmortem fragmentation either due to the decay of burial and/or the exhumation process.

VI. DISCUSSION

The medical history of Josef Mengele, as recorded in the Berlin documents, reveals that he had, "right inguinal hernia operation" in 1924, "sepsis osteomyelitis" in 1926-27, and "nephritis" in 1926-27.

The history of "inguinal hernia operation" cannot be confirmed or ruled out since the soft tissues are no longer present.

The osteomyelitis is mentioned in his geneology paper. There are also two living witnesses, in accordance with the information from the U.S. Department of Justice, who have made reference to the osteomyelitis.

The first witness, a physician, was a medical school classmate of Josef Mengele. Originally he stated that the osteomyelitis of J.M. was very severe. The witness stated that J.M. had a sequestrum and was operated upon. He could not recall the location of the osteomyelitis or the sequestrum. In a second interview, however, he indicated that he was not sure about the sequestrum. He still could not remember the location of the osteomyelitis. This witness also indicated that he thought that Mengele had amyloidosis. Amyloidosis is not consistent with 50 years survival. Patients with amyloidosis usually die within a short period of time. However, patients with amyloidosis secondary to osteomyelitis are known to have long survivals.

The second witness is a physician who became acquainted with Mengele after the war while they were in a P.O.W. camp. They talked about their osteomyelitis. This witness remembered that Mengele's osteomyelitis was very mild and that there was not a sequestrum. Furthermore, he indicated that the osteomyelitis was in Mengele's right hip area. The right hip is the same region that anatomical and radiographic bone changes are identified.

The fact remains that there exists nothing specific as to how the diagnosis of osteomyelitis was made, the severity and the location of this disease or any other clinically documented information. Therefore, the diagnosis of osteomyelitis is questioned and cannot be used either for the purpose of positive identification or for the exclusion (Exhibits K & L).

In his Curriculum Vitae J.M. states he had nephritis. He withdrew from S.A. because of a kidney ailment. He probably had some kind of renal disease. If the nephritis was severe, he would not have survived for a long period of time. Mild nephritis is consistent with long survival. However, there is no way to confirm the renal disease because the body is skeletonized.

His record indicates that he had a motorcycle accident in Auschwitz. He is also known to have had, "war-time injuries." The skeleton shows an old fracture of the right innominate bone, injury to the right sternoclavicular region, and a healed fracture of the right thumb. This skeletal evidence, while compatible with the above history, cannot be used either for identification or exclusion as there is nothing specific linking the history with the injuries.

The files from the Berlin Document Center indicate that Josef Mengele was a male, caucasian, 174 cm. in height and born on March 11, 1911. His head circumference was 57 cm.

Examination of the skeleton, exhumed in Brazil, indicates a caucasoid male between 64-74 years at the time of death with a stature of 173.5 cm. The living head circumference of the skeleton is estimated at 57.3 cm. The age of Josef Mengele at the time of his death in February of 1979 was 68. The skeleton was right hand as was J.M.

The Berlin dental records reveal fillings in both right and left mandibular and maxillary molar teeth. The records do not give specifics of the type and exact location of the fillings but merely indicate their presence. The skeletal molars that remain show fillings which are consistent with the Berlin record. In June 1985, there were no inconsistencies in the dental findings of the skeleton compared with the Berlin dental records of Josef Mengele.

His Berlin photo shows a diastema (wide gap) between the upper frontal teeth. The diastema is seen in a majority of cases when there is a wide incisor canal. The dental evidence of the skeleton consists of a wide incisor canal, partial upper and lower dentures and root canal work done shortly before death.

Although the facial bones were damaged during the exhumation, reconstruction of the face was accomplished using accepted archaeological techniques. The observed wide incisional canal is a real finding and not the result of the exhumation damage to the skeleton. This is based upon the following: Partial dentures are unique to each individual. A dentist, in fitting a partial denture to a patient's gums and remaining teeth, must grind and drill teeth in order to fit and rest the partial denture. This fitting is what makes the partial denture unique. The partial dentures perfectly fit the skeletal teeth. A partial denture may act as a template for reconstruction of the jaw. The skeletal denture precisely fits the teeth of the reconstructed jaws, the maxilla has a wide incisor canal. The diastema is a true finding. Diastema occurs in 5-7% of caucasoid. J.M.'s diastema is extremely wide.

Subsequent conclusive dental identification was made in March of 1986 when dental records and x-rays on Pedro Hochbichler (Josef Mengele) were discovered and compared with dental evidence of the skeleton and the Berlin documents.

A series of twelve photos were used for photo-photo comparison. Ten were photos of Mengele/Gerhard living in Sao Paulo and taken by Mr. Bossert. They were compared with the close up frontal and profile photos of J.M. in Berlin documents. The comparison showed all the photos to be the same individual. This photo comparison was done by a German specialist and reviewed by the teams of international scientists (Exhibit O).

These photos were then used for skull photo superimposition. One TV camera was focused on the photo. A second TV camera was focused on the skull. Images were then transmitted into a TV monitor which had both vertical and horizontal rasters. These linear rasters permitted real-time interchanging and superimpositioning of the skull on the photo. The frontal sinus, supraorbital ridges, malar bones and occiput were especially noteworthy points, although there were many other areas of comparison. These skull landmarks did fit the photos. The superimposition study was carried out by the German team, observed and confirmed by the U.S. teams (Exhibit P).

In the coffin, grayish scalp hair as well as eyebrow hair were found. Hair found in his eyeglass casing is consistent with eyebrow hair found in the coffin.

A team of American Questioned Document Examiners compared the diaries written by the man who lived in Sao Paulo as Hochbichler/Mengele/Gerhard with documents written by Josef Mengele and kept in Berlin files. They found these documents not to be a forgery and all written by the same person.

In November 1972, Josef Mengele's diary refers to x-ray findings in the spine, "considerable changes in L3/L4, spondylitic arthropathy and defect of the disc." Examination of the skeleton reveals osteoarthritis in spine especially the lumbar vertebrae.

His diary further refers to pain in his right scapular region. On October 21, 1978, he wrote, "sharp pain in the right subclavicular region upward." On October 25th he wrote, "after a little work...sharp pain in the familiar place, upper half of spina scapula..." October 26th, "even when writing, the muscle over the shoulder blade hurts...". On October 28th he wrote, "the pain is concentrating in the depression of the upper half of the shoulder blade and in the neck muscles." Examination of the right scapular bone shows a non-healing fracture of the base of its spine.

His diary also reveals that on December 5th, 1978, he went to his dentist who referred him to a root canal specialist whom he visited the next day. The skeleton reveals that the root canal work was done recently on tooth number 3, definitely after the dentures were made.

Thus, through his diaries and examination of the spine, the scapula, and the dentition, we have evidence that connects the man who lived in Sao Paulo to the body exhumed in Embu, Brazil.

Although the testimonies of the Bosserts and Mrs. Stammer were not taken into consideration when we arrived at our conclusions, nevertheless, they were consistent with our findings of the skeletal examination and the information available in the Berlin Document Center.

Mrs. Stammer testified that, "Mengele had a gap between his upper teeth; he was about 174 cm. tall and had brown eyes with a greenish tinge." The Berlin documents show that he had a diastema and was 174 cm. tall with greenish light brown eyes. The testimony of Mrs. Stammer is consistent with physical characteristics of Josef Mengele.

The Bosserts testified that Mengele was 174-175 cm. tall, had dentures, and ate little meat. Eating little meat is a diet that someone with a history of renal disease may have to follow. Mrs. Bossert also stated that Mengele had a gold crown on a left lower tooth. The skeletal dentition has a gold crown in the left lower jaw.

The Bosserts and Mrs. Stammer testified that Mengele had periodic swelling in the left side of his face for which he used hot compresses. The skeleton reveals a defect in the left zygoma. One of the dental x-rays discovered in March of 1986 reveals a large lesion around the apex of #11 which appears to communicate with the left antrum.

In her initial testimony, Mrs. Bossert described the clothes in which the body was buried. She subsequently identified, at the Institute of Legal Medicine, the clothing recovered from the grave.

The remains exhumed in Embu, Brazil, were definitely not those of Wolfgang Gerhard. He was involved in an automobile accident, died in a neurological hospital, and was buried in Austria in 1978 (Exhibit D-24). Wolfgang Gerhard was 188 centimeters tall (Exhibit J) while Josef Mengele measured 174 centimeters (Exhibit F, Page 10).

O P I N I O N

Based on a complete review of the medical, dental, historical, documentary and investigative reports and the scientific findings originating from our examination of the exhumed remains and the physical evidence as well as the dental records which became available in March, 1986, it is our considered opinion that:

1. The exhumed remains did not belong to Wolfgang Gerhard.
2. The probability of any two people having this many specific points of agreement is virtually nil.
3. The remains exhumed at Embu Cemetery, near Sao Paulo, Brazil, were those of Doctor Josef Mengele.

CONSULTANTS, UNITED STATES MARSHALS SERVICE

UNITED STATES DEPARTMENT OF JUSTICE

Ali Z. Hameli, M.D.
Chief Medical Examiner & Director,
Forensic Sciences Laboratory
State of Delaware
200 South Adams Street
Wilmington, Delaware 19801 USA

Ellis R. Kerley, Ph.D., Diplomate A.B.F.A.
Department of Anthropology
University of Maryland
College Park, Maryland 20742 USA

Lowell J. Levine, D.D.S., Diplomate A.B.F.O.
Forensic Odontology Consultant
2 Rigger Court
Huntington Station, New York 11746 USA

CONSULTANTS, SIMON WIESENTHAL CENTER *

John J. Fitzpatrick, M.D.
Acting Chairman, Department of Radiology
Cook County Hospital
Chicago, Illinois 60612 USA

Leslie Lukash, M.D.
Chief Medical Examiner, Nassau County, New York
P.O. Box 160
East Meadow, New York 11554 USA

Clyde Collins Snow, Ph.D., Diplomate A.B.F.A.
Forensic Anthropology Consultant
Oklahoma State Medical Examiner's Office
Oklahoma City, Oklahoma 73117 USA

* We greatly appreciated the assistance of
Eric Stover, Staff Officer, Committee on
Scientific Freedom and Responsibility, American
Association for the Advancement of Science (AAAS),
who participated as an observer for the AAAS.

EXCERPTS FROM INTERVIEW WITH
GITTA STAMMER BEFORE THE
INTERNATIONAL FORENSIC SCIENTISTS
INSTITUTE OF LEGAL MEDICINE
SAO PAULO, BRAZIL
4:00 p.m., June 18, 1985

1. She had known Doctor Josef Mengele from 1961 to 1964; for the first two years as Peter Hochbuhlet and for the remainder of the time as Josef Mengele. In 1963 Mengele revealed his true identity to Mrs. Stammer, she said, following the publication of a picture of Mengele in a magazine.
2. Josef Mengele lived and worked on her farm and received no compensation. He periodically received money, apparently from Germany, through an unnamed person.
3. She knew Wolfgang Gerhard and had seen him with Josef Mengele. She described Wolfgang Gerhard as being much taller than Mengele.
4. She stated that Mengele told her that he received injuries during the war and had a broken and twisted right fifth finger.
5. Mengele apparently suffered from migraine, rheumatoid arthritis with swelling of the finger joints.
6. Mengele complained of toothache, but did not visit a dentist while with them; however, he went to a dentist after he left their farm.
7. Mengele was right-handed.
8. He was an old smoker but stopped smoking in his later years.
9. Mrs. Stammer described a condition from which he was suffering, probably thrombosed hemorrhoids, leading to his visit to a hospital.
10. Mengele had periodic swelling of the left side of the face, using hot towel compresses to relieve the swelling and pain.
11. She noted a gap between the upper median incisor teeth of Mengele.

12. She stated that while living on her farm, he did not show any upper or lower dentures.
13. She stated that Mengele was about 175 cms. in height.
14. She said that Mengele told her that he previously lived in Argentina. He had a Spanish accent when he came to Brazil.
15. He had a long, about 10 cms., curved and depressed scar about the right waistline.
16. He spoke English at a high school level.
17. He apparently had a small heart attack, she said.
18. He had brown eyes with greenish tint.
19. She said Gerhard and his family left for Austria.
20. She was informed about Mengele's death by Bossert three days after his death.
21. Mengele left them when he became more independent as his Portuguese improved. It became impossible to live with him. She said Mengele moved out in 1974.
22. The Bosserts used to visit the Stammers while Mengele lived on their farm.
23. She said that he took aspirin and Neuralgine, but she is not aware of any medication coming from Germany.
24. She said that Mengele did not have diabetes.
25. When Mengele worked for a while, he had a back pain.
26. His left leg, up to the groin area, was thicker than the right leg. He was complaining about pain in his leg and told her that he had an infection in Paraguay.
27. He was slightly limping on the left side.
28. She was not aware of any special shoes.
29. He ate fruits, soup, meat broth and drank lemonade and orange juice. He consumed no alcohol.

EXCERPTS FROM INTERVIEWS BY THE
INTERNATIONAL FORENSIC TEAM
WITH MR. & MRS. BOSSERT
INSTITUTE OF LEGAL MEDICINE
SAO PAULO, BRAZIL
5:00 P.M. JUNE 19, 1985

1. The Bosserts met Mengele and Wolfgang Gerhard in early 1970.
2. Mr. Bossert said Gerhard was much taller than Mengele.
3. When Bossert saw Mengele after his moving with them, he had no gap between his upper teeth.
4. Mengele had episodes of swelling of the left side of his face.
5. He had a gold crown tooth on the left lower jaw, in accordance with Mrs. Bossert.
6. He had a denture made during the last three years of his life.
7. The dentist must have been located in the outskirts of Sao Paulo. They did not specifically know his dentist and they felt that their own dentist was too expensive for him.
8. Mengele did not own a car.
9. He used to go shopping in the neighborhood and probably did not go to a German dentist.
10. Mengele took the identity of Wolfgang Gerhard when Gerhard left for Austria.
11. Rolf Mengele visited Josef Mengele twice.
12. Sedlemeyer sent a raincoat to Mengele.
13. Mr. Bossert recognized the man in the picture which was provided by the Brazilian Police Department to the International Forensic Team. In that picture Mengele had a hat and a raincoat. The picture was identified by Mr. Bossert as being that of Josef Mengele. Mr. Bossert further indicated that he himself took the photo.

14. Mr. Bossert said that Mengele was about one to two centimeters shorter than he was. His own height was 176 cms., he said. Gerhard on the other hand was much taller than both Mengele and himself.
15. Mengele had swollen left leg.
16. Mrs. Bossert identified the body to the police as Wolfgang Gerhard. She made all the arrangements for the burial. She stated that, before the burial took place in the cemetery, the superintendent of cemetery arrived and wanted to view the body because the body was going to be buried under the name of Wolfgang Gerhard next to the grave of Gerhard's mother. Since superintendent knew Mr. Gerhard he expressed a desire to view the body. Fearing that the superintendent would recognize the body not to be that of Gerhard, Mrs. Bossert said that she had to create a scene so that the viewing did not take place and the body was buried without being identified by the superintendent of the cemetery.
17. Mengele wished to be cremated. However, Mrs. Bossert could not arrange for a cremation since an authorization of the next of kin was required.
18. Mrs. Bossert indicated that she found about \$10,000 among the belongings of Mengele. She apparently paid about \$1,000 for funeral expenses and later offered, as she claimed, to return the balance of \$9,000 to Rolf Mengele when he returned to Brazil six months after the death of his father. Mrs. Bossert indicated that Rolf declined to receive the money.
19. Mr. & Mrs. Bossert and the children along with Mengele were at the beach where Mr. Bossert noticed Mengele developing difficulty in swimming. He said that Mengele appeared to have a problem with his left arm and left leg. At this point he attempted to rescue him. He had a great deal of difficulty to carry him out of the water. When finally he was able to take him to the shore, his family and a physician were present. Mr. Bossert himself was so exhausted as the result of rescue that he was "out of breath". While he was lying on the beach next to the body of Mengele he turned around and noticed a whitish foamy material exuding through Mengele's mouth.

20. Mr. Bossert noticed no injury on Mengele.
21. Mengele apparently saw a urologist, but they did not know the physician's name.
22. Mrs. Bossert said that Mengele used to cut a piece of aluminum and use it as an inlay in his shoe.
23. About a year and a half prior to his death, Mengele had a stroke for which he was hospitalized in Santa Maria Hospital.
24. He had swollen fingers.
25. He ate very little meat.
26. Mengele indicated that he wanted to have his hands on his sides when his body was to be placed in a coffin.
27. Mr. & Mrs. Bossert were present at the time of exhumation of the body and Mrs. Bossert recognized Mengele's clothing to be the same as she provided at the time of burial.

Reisepaß Nr. Passport N° Passport Nr.	0059334
Familienname Nom Surname	— GERHARD —
Vorname Prénom Christian name	— Wolfgang —
Datum und Ort der Geburt Date et lieu de naissance Date and place of birth	3 September 1925 - Leibnitz
Beruf Profession Profession	techn. Angestellter
Wohnort Domicile Residence	São Paulo - Brasilien
Staatsbürgerschaft Nationalité Nationality	ÖSTERREICH AUTRICHE AUSTRIA



PERSONSBESCHREIBUNG SIGNALEMENT DESCRIPTION OF BEARER	
Größe Taille Height	188 cm
Farbe der Augen Couleur des yeux Colour of eyes	blau
Besondere Kennzeichen Signes particuliers Distinguishing marks	Keine

W. Gerhard

Unterschrift des Inhabers
Signature du titulaire
Signature of bearer

Wehrmacht (Nordtruppe)		Geburtsjahr Geburtsjahrgang 19 <u>25</u>	2 bis 3 Rufgebühren bei Namensänderung
Service-Number in: <u>Leban</u> in: <u>Graz (Austria)</u>	Wehrnummer <u>Leban 25/19/1/8</u> <u>Graz 25/1/152/5</u>	Erste Truppen- (Marine) Stammebene-Nr.	(in Wehr)
Für die Wehrverwaltung zulässig Wehrbezirkskommando über Wehrmelderamt		Wehrbezirk (in Wehr)	Wehrregiment (Wehr-Embl.)
(in Wehr)		Blutgruppe:	

First 2-3 letters of last name :
 Last troop marine roll call num
 Recruiting Office :
 Sub office :

Auszug aus dem

Gesundheitsbuch (G-Buch)

des

Grafard, Wolfgang

Familiennamen, Vornamen, Nachname und Abzeichen

Geburtsdag: 3. 9. 25 Geburtsort: Leibnitz
Tag, Monat, Jahr

Dienstgrad: _____ Religion: gyl.
(in Wehr)

Beruf: Offizier Lehrer
oder jetzt eingetragen (in Wehr)

Zur Zeit zuständig: IV 21
in Wehr-Bezirksstelle / Wehrmachtsbezirksstelle (in Wehr)

Birthdate :
 Birthplace (Leibnitz) :
 Rank :
 Religion : Protestant :
 Student :
 Occupation :
 As Trained :
 "Same" :
 Last occupation perform :
 Currently responsible [office] :
 Area military office :

1. Apparently changed when individual moved from one military district to another.

2. This town was renamed and is or Czechoslovakia.

**Examination Results of the Review
(Admission Examination)**

Registration for Naval Officer's Externs

Active Duty Date

**Untersuchungsbefunde
bei der Musterung (Aufnahmeuntersuchung)**

1. Untersuchung	2. Untersuchung	3. Untersuchung
1. Wachstum i. Körpergröße ii. Gewicht	185 cm 83 kg	188 cm 85 kg
2. Blutdruck a. Ruhe b. Belastung	100/60 mmHg 100/60 mmHg	100/60 mmHg 100/60 mmHg
3. Herzschlag a. Ruhe b. Belastung	66 bpm 110 bpm	66 bpm 110 bpm
4. Atmung a. Atemfrequenz b. Atemtiefe	16/min Tief	16/min Tief
5. Augen a. Sehvermögen b. Sehschärfe	0.8 0.8	0.8 0.8
6. Ohr a. Gehör b. Gleichgewicht	0.8 0.8	0.8 0.8
7. Nase a. Geruchssinn b. Nasenatmung	0.8 0.8	0.8 0.8
8. Mund a. Zehen b. Zähne c. Hals	0.8 0.8 0.8	0.8 0.8 0.8
9. Haut a. Hautfarbe b. Hauttemperatur	0.8 0.8	0.8 0.8
10. Genitalien a. Penis b. Hoden	0.8 0.8	0.8 0.8
11. Wirbelsäule a. Krümmung b. Beweglichkeit	0.8 0.8	0.8 0.8
12. Beckenboden a. Beckenboden b. Prostata	0.8 0.8	0.8 0.8
13. Blut a. Hämoglobin b. Erythrozyten c. Leukozyten d. Thrombozyten	16.5 g/dl 4.5 million/mm ³ 10,000/mm ³ 250,000/mm ³	16.5 g/dl 4.5 million/mm ³ 10,000/mm ³ 250,000/mm ³
14. Urin a. Farbe b. Geruch c. Sediment	0.8 0.8 0.8	0.8 0.8 0.8
15. Stuhl a. Farbe b. Konsistenz	0.8 0.8	0.8 0.8
16. Psychische Verfassung a. Intelligenz b. Persönlichkeit	0.8 0.8	0.8 0.8
17. Diagnose	0.8	0.8
18. Behandlung	0.8	0.8
19. Prognose	0.8	0.8
20. Vermerk	0.8	0.8

Without Negative Findings

1. Untersuchung	2. Untersuchung	3. Untersuchung
1. Wachstum i. Körpergröße ii. Gewicht	185 cm 83 kg	188 cm 85 kg
2. Blutdruck a. Ruhe b. Belastung	100/60 mmHg 100/60 mmHg	100/60 mmHg 100/60 mmHg
3. Herzschlag a. Ruhe b. Belastung	66 bpm 110 bpm	66 bpm 110 bpm
4. Atmung a. Atemfrequenz b. Atemtiefe	16/min Tief	16/min Tief
5. Augen a. Sehvermögen b. Sehschärfe	0.8 0.8	0.8 0.8
6. Ohr a. Gehör b. Gleichgewicht	0.8 0.8	0.8 0.8
7. Nase a. Geruchssinn b. Nasenatmung	0.8 0.8	0.8 0.8
8. Mund a. Zehen b. Zähne c. Hals	0.8 0.8 0.8	0.8 0.8 0.8
9. Haut a. Hautfarbe b. Hauttemperatur	0.8 0.8	0.8 0.8
10. Genitalien a. Penis b. Hoden	0.8 0.8	0.8 0.8
11. Wirbelsäule a. Krümmung b. Beweglichkeit	0.8 0.8	0.8 0.8
12. Beckenboden a. Beckenboden b. Prostata	0.8 0.8	0.8 0.8
13. Blut a. Hämoglobin b. Erythrozyten c. Leukozyten d. Thrombozyten	16.5 g/dl 4.5 million/mm ³ 10,000/mm ³ 250,000/mm ³	16.5 g/dl 4.5 million/mm ³ 10,000/mm ³ 250,000/mm ³
14. Urin a. Farbe b. Geruch c. Sediment	0.8 0.8 0.8	0.8 0.8 0.8
15. Stuhl a. Farbe b. Konsistenz	0.8 0.8	0.8 0.8
16. Psychische Verfassung a. Intelligenz b. Persönlichkeit	0.8 0.8	0.8 0.8
17. Diagnose	0.8	0.8
18. Behandlung	0.8	0.8
19. Prognose	0.8	0.8
20. Vermerk	0.8	0.8

1) Physiologische Veränderungen.
2) Bitte die Veränderungen im Subjektiven Teil angeben zu vermeiden. Nur bei sehr erheblichen Befunden.
3) Bei Befunden, die eine weitere Untersuchung erfordern, sind die Befunde mit dem Zeichen O (oder O mit Exklamationszeichen !) zu versehen.
4) Bei weiteren Befunden ist der 14. bis 16. Abschnitt des Berichtes anzufüllen.

3--"0" probably indicates missing... probably indicated filling

OSTEOMYELITIS

BY

ELLIS R. KERLEY, PH.D.

I have examined, photographed, X-rayed and checked catalogue descriptions against specimens for over 3,000 dry bone specimens at the Armed Forces Institute of Pathology during the nine years I spent there in the Orthopedic Pathology Department. Most of those specimens were gunshot wounds from the Civil War with varying degrees of infection that ranged from uninfected gunshot wounds to old, burned out, sclerosing osteomyelitis twenty years after the wound. Some cases of osteomyelitis had very minimal reactive bone response, while others had sequestration of the entire shaft with massive involucra. Sequestra ranged from barely visible grain-sized bits of bone to entire long bone shafts. In addition, many specimens involved hematogenous osteomyelitis. Some of those showed minimal bone alteration. All degrees of involvement were covered by the term "osteomyelitis" -- sometimes including cases of only a mild periostitis. In these museum specimens some traces of osteomyelitis could be detected for as long as twenty years after the original gunshot wound. It should be remembered that there was virtually no effective treatment at that time, nor any concept of antisepsis. Amputations and sequestrectomies often introduced additional infection rather than alleviating the existing one.

In the case of Josef Mengele, we had only the recollections of Dr. Mengele himself as recorded in the Berlin Document Center files and as recounted to friends some years after he had the active condition as an adolescent. Various accounts have located this osteomyelitis in widely different parts of his body, including the lower left leg and upper right thigh. There were no radiographs, photographs, or detailed clinical descriptions to assist in the interpretation of the "osteomyelitis" that Dr. Mengele recalled having had. The fact that he was a physician is not particularly significant, as the condition was reported to have occurred during adolescence -- long before he had any medical training.

There is clear evidence of reparative bone formation in the right ilium of the Embu remains. This appears to have been an old, healed fracture of the right ilium just above and around the acetabulum and in the vicinity of the anterior inferior iliac spine, or tuberosity. It could have been diagnosed as osteomyelitis on the basis of the reparative bone in the area.

The absence of identifiable evidence of osteomyelitis in the skeleton identified as Josef Mengele should not be given undue importance or significance. There is no real description or any radiographs of the condition for comparison with the remains. More specific evidence of osteomyelitis in the living Mengele is necessary before there can be any discussion of the significance of there not being discernible evidence in a skeleton over 50 years after Dr. Mengele recalled having had "osteomyelitis," while he had been an adolescent, much of whose bone would have been replaced by normal growth and remodeling by age sixty-nine.

OSTEOMYELITIS

BY

JOHN FITZPATRICK, M.D.

The Brazilians, Germans and American scientists shared all information. During the identification process, we were aware that Josef Mengele's S.S. record indicated a history of osteomyelitis, sepsis and nephritis. We also had knowledge of statements by a witness that indicated a diagnosis of osteomyelitis, sequestration of bone, sequestrectomy and amyloidosis.

TERMINOLOGY

1. Osteomyelitis is an infection in the bone cortex and marrow.
2. Infective (suppurative) osteitis indicates contamination of the bone cortex. It may be an isolated phenomena or in conjunction with osteomyelitis. It can also be seen in noninfectious entities.
3. Infective (suppurative) periosteitis implies contamination of periosteal cloak that surround the bone. It may lead to osteitis or osteomyelitis. However, periosteitis may be seen in noninfectious entities such as neoplastic, metabolic, inflammatory and traumatic disorders.
4. Soft tissue infection indicates contamination of the cutaneous, subcutaneous, muscular, fascial, tendinous, ligamentous, and bursal structures. Soft tissue infection can lead to inflammation of the periosteal tissue (periostitis) without necessarily implying contamination.
5. Articular infection implies an infection of the joint.

All of the above things could be misdiagnosed as osteomyelitis. Also, there are anatomical variants that can be misdiagnosed for pathological entities. The linea aspera of the femur as well as the periosteal reaction that one sees on the posterior-superior aspects of the femoral condyles are two such examples.

PATHOPHYSIOLOGY

Osteomyelitis is an infection of the bone and bone marrow. There are four principle routes by which osseous and articular structures are contaminated.

- (1) Hematogenous spread of infection
- (2) Spread from contiguous infection

- (3) Direct implantation of infection
- (4) Post-operative infection

There are three distinct patterns of hematogenous spread of osteomyelitis: infantile pattern, childhood pattern, and adult pattern. Because of the vascular anatomy in the epiphyseal plate, the site of hematogenous born osteomyelitis varies. The pathological and radiologic changes that one sees varies with the form of osteomyelitis. Characteristic changes that one sees with osteomyelitis include periosteitis with possibility of an involucrum (periosteal bone formation), osteolytic foci (lucent area in bone), osteosclerosis (dense area in bone), sequestration (dense dead bone), soft tissue masses and swelling, and fistulous tract (cloaca). However, these findings may be found in other entities.

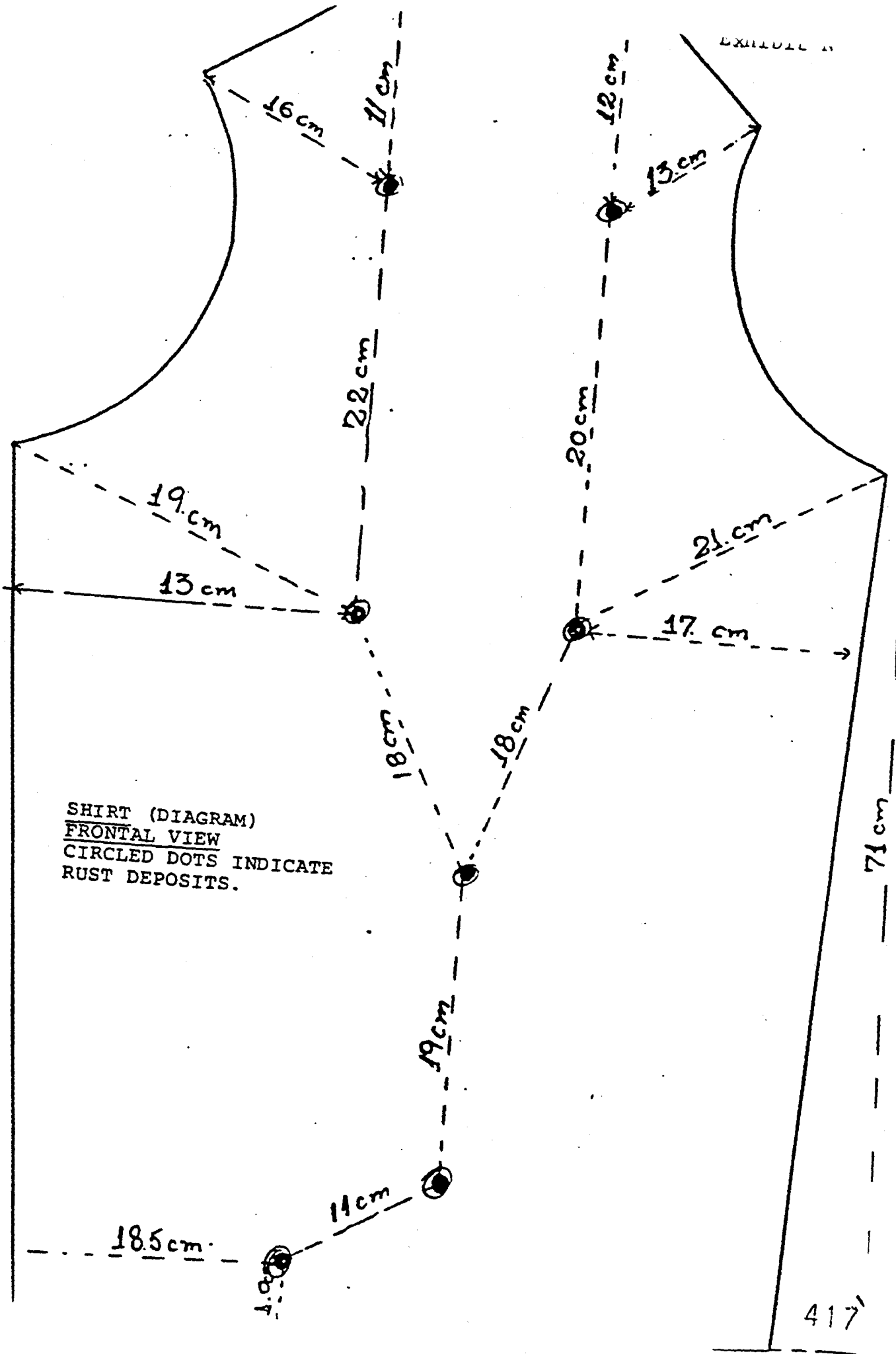
Evidence that Josef Mengele had osteomyelitis comes from the Berlin documents and two witnesses:

Berlin Record: The S.S. record refers to sepsis, nephritis, and osteomyelitis. It does not state how these diagnoses were made, where the osteomyelitis was, or its severity.

Witness #1: The witness, a medical student colleague, remembers discussing Dr. Mengele's osteomyelitis because they ate in a vegetarian restaurant. The witness states that Dr. Mengele had kidney trouble, namely amyloidosis. He subsequently changed his statement.

Witness #2: The witness was also a physician who was, after the war, in the same POW camp as Mengele. This witness states that he and Mengele both had osteomyelitis, but Mengele's case was very mild. They frequently discussed their cases.

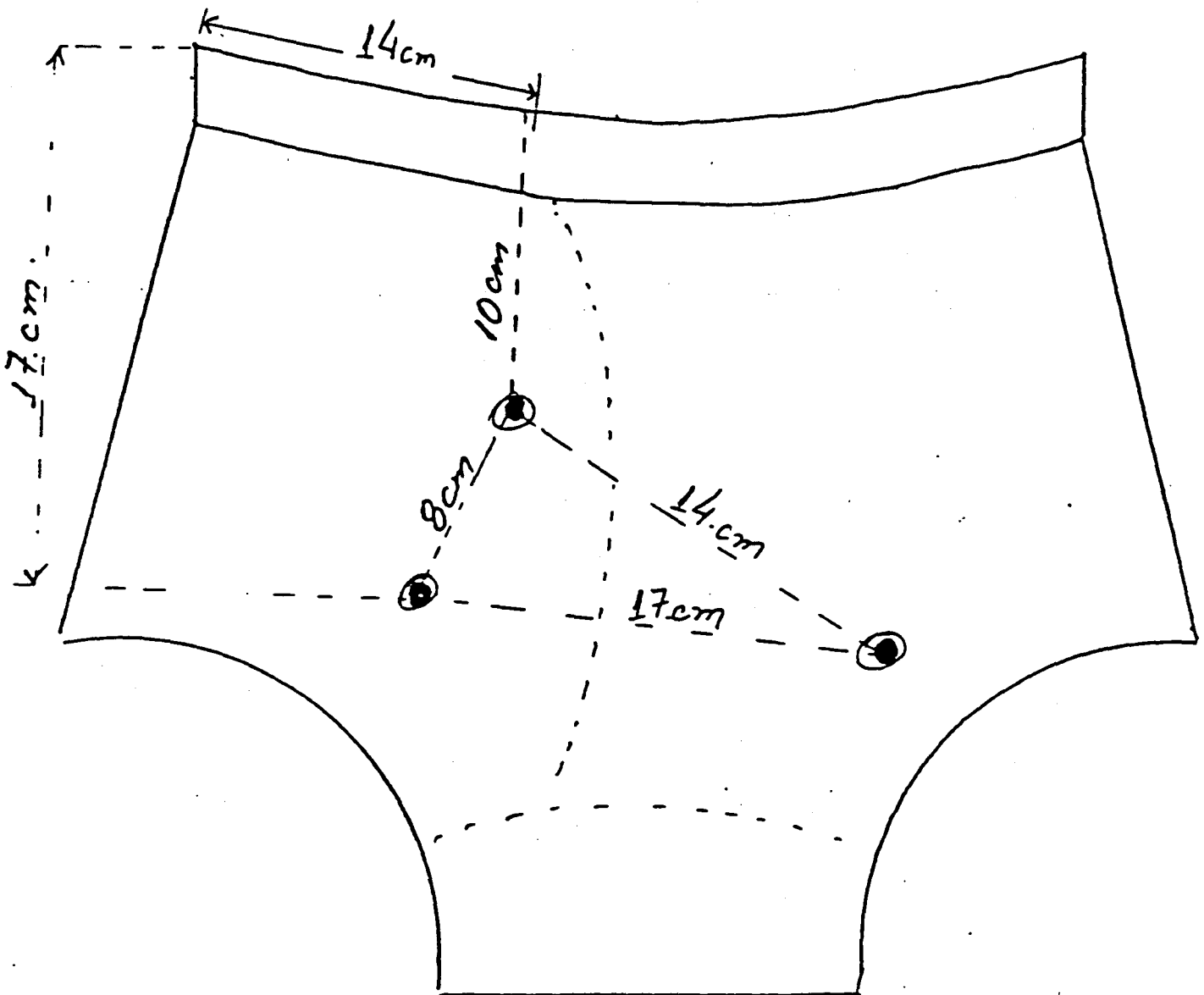
Taking everything into consideration, it is my opinion (our opinion) that Josef Mengele had some sort of illness at the age of 15. The skeleton revealed no evidence of osteomyelitis. The changes in the hip are those of a fracture. The diagnosis of osteomyelitis is a misdiagnosis.



SHIRT (DIAGRAM)
FRONTAL VIEW
CIRCLED DOTS INDICATE
RUST DEPOSITS.

UNDERWEAR DIAGRAM

(Frontal view)



CIRCLED DOTS INDICATE RUST DEPOSITS.



U.S. Department of Justice

Federal Bureau of Investigation

Washington, D.C. 20535

June 22, 1989

Mr. Neal M. Sher
Director
Office of Special Investigations
Department of Justice
Bond Building, 11th Floor
1400 New York Avenue, N.W.
Washington, D. C. 20530

RECEIVED

JUN 30 1989

OFFICE OF
SPECIAL INVESTIGATIONS

Dear Mr. Sher:

In late 1988, Mr. Philip L. Sunshine of your office, contacted Deputy Assistant Director John W. Hicks of the FBI Laboratory to explore the possibility of having the FBI use DNA typing to confirm the identification of the skeletal remains of Joseph Mengele. For identification, DNA from the skeletal remains would have to be compared to DNA from direct living relatives of Mengele. Mr. Sunshine indicated that blood samples could be obtained from Mengele's former wife and his son for this purpose. Considering the age of the Mengele remains, it was suggested that the most appropriate DNA test to apply was a DNA typing procedure referred to as the "Polymerase Chain Reaction (PCR) Dot Blot Test." This procedure allows for the analysis of very small amounts of DNA and/or old DNA. A DNA type obtained by using this procedure could be compared to the DNA types of relatives, and an estimate could be given of the chance of relationship of the individuals involved.

Mr. Sunshine was advised that the FBI was in the process of evaluating the PCR dot-blot DNA analysis method for potential use in the FBI Laboratory. The research was being conducted at the FBI Laboratory's Forensic Science Research and Training Center (FSRTC) located at the FBI Academy. It was agreed that if the DNA typing test was to be performed on the Mengele remains, it would not be done until the FBI had completed the evaluation of the PCR dot-blot analysis procedure. It was estimated that the evaluation process would be complete in the Spring 1989.

Letter to Mr. Neal M. Sher


On March 29, 1989, Supervisory Special Agent James J. Kearney, Section Chief, FSRTC, and Dr. Catherine T. Comey, Research Chemist, met with Mr. Sunshine to discuss the progress of the research on the PCR dot-blot DNA analysis method. It was explained that although Dr. Comey had been successful using the PCR dot-blot DNA test on DNA extracted from fresh human bone and aged blood and semen stains, she had not previously attempted extraction of DNA from aged bones. Before attempting to type the Mengele bones, studies attempting to DNA type aged bones needed to be completed. Subsequently, through the cooperation of the Smithsonian Institution, pieces of aged human bone were obtained. DNA was extracted from several pieces of this bone, but no PCR dot-blot DNA typing results were obtained. It was subsequently determined that the extracted DNA was not human in origin. Presumably, it derived from bacteria present in the bone samples.

At a later date, Mr. Sunshine provided hair samples from the exhumed Mengele corpse. The PCR dot-blot DNA typing procedure was attempted on approximately 500 pooled hair roots from the Mengele remains. No detectable human DNA was obtained from the hair roots, and no DNA typing results were obtained.

In light of the experiments described above, we do not, at this time, feel it is appropriate to apply the PCR dot-blot DNA typing procedure on the Mengele bones. However, we are continuing our studies on PCR-dot blot DNA typing of aged bones exposed to different conditions and feel that DNA typing of aged bones in the future may provide a valid forensic tool.

I regret that we were not able to, at this time, provide you with the desired results, however, as DNA typing tests become more defined when dealing with aged bones, we may be able to serve you in the future.

Sincerely yours,


Roger T. Castonguay
Assistant Director
Laboratory Division

Chronology of Significant Events in Mengele Investigation

OSI = Office of Special Investigations
FBI = Federal Bureau of Investigation
USMS = United States Marshal Service
StA Ffm = Staatsanwaltschaft Frankfurt (Frankfurt State Prosecutors Office)
BKA = Bundeskriminalamt (Federal Office of Criminal Investigators)
HLKA = Hessische Landeskriminalamt (Office of Criminal Investigations for the State of Hesse)
IMTF = Israeli Mengele Task Force
BFP = Brazilian Federal Police

<u>Date</u>	<u>Location</u>	<u>Activity</u>	<u>Participant</u>
February 1985	Frankfurt, FRG	Meetings	OSI, USMS, StA Ffm, BKA, HLKA
March 1985	Jerusalem, Israel	Meetings	OSI, IMTF
May 1985	Frankfurt, FRG	Tripartite Meeting	OSI, USMS, StA Ffm, BKA, HLKA
June 1985	Sao Paulo, Brazil	Identification of Remains	OSI, USMS, BKA, HLKA, BFP, IMTF
July 1985	Jerusalem, Israel	Meetings	OSI, IMTF
	Munich, FRG	Review of Mengele Diaries	OSI
August 1985	Wilmington, Delaware	Meetings w/forensic specialists	OSI
September 1985	Bad Munsterveifel, FRG	Interview of Dr. Kurt Lambertz	OSI
October 1985	Weilheim, FRG	Interview of Dr. Fritz Ulmann	OSI

<u>Date</u>	<u>Location</u>	<u>Activity</u>	<u>Participant</u>
November 1985	Tel Aviv, Jerusalem, Israel	Meetings	OSI, IMTF
	Washington, D.C.	Individual meetings w/forensic specialists	OSI
December 1985	Jerusalem, Israel	Tripartite meeting	OSI, StA Ffm, IMTF
January 1986	Sao Paulo, Brazil	Dr. Ortner's examination of remains	OSI
	Washington, D.C.	Forensic specialist meeting	OSI
March 1986	Freiburg, FRG	Interview w/Rolf Mengele	OSI
	Sao Paulo, Brazil	Discovery of x-rays	OSI
April 1986	Sao Paulo, Brazil	Search for medical records	IMTF, OSI, BKA, HLKA
June 1987	Jerusalem, Israel	Meetings	OSI, IMTF
August 1987	Sao Paulo, Brazil	Dr. Rogev's examination of remains	IMTF
	Washington, D.C.	Forensic specialist meeting	OSI, IMTF
November 1987	Guenzburg, FRG	Search for medical records	StA Ffm, BKA, HLKA
January 1988- April 1989	Washington, D.C.	DNA Analysis	FBI
April 1989	Sao Paulo, Brazil	Polygraphic Examination of Mrs. Lisolette Bossert	IMTF

10
10¹⁰ 1992
Vo

005055

10. 10. 1992
10¹⁰ 10

Staatsanwaltschaft
bei dem Landgericht
Postfach 10 01 01
Tel.: 069/1367-01

Frankfurt/Main, den 10.04.1992

- 50/4 Js 340/68 -

OSI
Mr. Neal Sher
Dep. of Justice

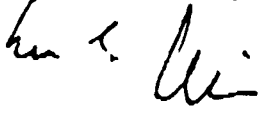
Washington DC/USA

Fax: 001 2026331255

Lieber Neal,

In der Anlage sende ich wunschgemäß den Text des Gutachtens von Prof. Jeffreys sowie meine Erklärung vor der Presse vom 08. April 1992.

Mit besten Grüßen



Hans-Eberhard Klein

Der Staatsanwaltschaft Frankfurt am Main wurde durch Beschluß des BGH vom 17.04.1959 die Untersuchung gegen Dr. Josef Mengele zugewiesen, soweit ihm Verbrechen im ehemaligen Konzentrationslager Auschwitz angelastet wurden.

Heute - nach über 30-jährigen Ermittlungen - müssen wir feststellen:

Der am 16.03.1911 geborene Josef Mengele, von Mai 1943 bis Januar 1945 SS-Arzt im ehemaligen KL Auschwitz, ist am 07.02.1979 bei einem Badeunfall an der Atlantikküste bei Bertioga/Brasilien ums Leben gekommen. Er wurde am folgenden Tag auf dem Friedhof in Embu/Brasilien unter dem Namen Wolfgang Gerhard begraben.

Wir, die Staatsanwälte in Frankfurt am Main, die seit Jahrzehnten darum bemüht sind, die in Auschwitz begangenen Verbrechen aufzuklären und einer gerechten Sühne zuzuführen, versichern den überlebenden Opfern des Holocaust sowie den Überlebenden der unmenschlichen Versuche Mengeles:

Wir hätten Ihnen lieber einen lebenden Mengele präsentiert, um in einem gerichtlichen Prozeß die Schuld Mengeles festzustellen und das Sühnebedürfnis der Opfer zu befriedigen.

Mengeles Leichnam wurde am 06.06.1985 exhumiert und in der Folgezeit wissenschaftlichen und gerichtsmedizinischen Untersuchungen zum Zwecke der Identifizierung unterzogen.

Letztes Glied in der Beweiskette für die heute getroffene Feststellung ist das Gutachten der heute hier anwesenden Wissenschaftler Prof. Dr. Jeffreys aus Leicester/GB und Dr. Renate Hagelberg aus Oxford/GB.

- 2 -

Sie kommen in Ihren von uns in Auftrag gegebenen Gutachten zu folgendem Ergebnis:

(Klammer wie Gutachten)

Das ist eine Bestätigung bereits vorliegender Gutachten, denn zu dem gleichen Ergebnis kamen bereits folgende weitere Untersuchungen und Gutachten, die im Anschluß an die Exhumierung erstattet wurden:

1. Der rechtsmedizinische Untersuchungsbericht vom 27.06.1985 der Professoren Dr. Helmer und Dr. Endris stellt mit großer Wahrscheinlichkeit die Identität zwischen dem Skelett und Josef Mengele fest.
2. Das Gutachten von Prof. Dr. Helmer vom 05.07.1985, das auf dem von ihm entwickelten sogenannten elektronischen Bildmischverfahren beruht, stellt mit dem höchsten Grad wissenschaftlich formulierbarer Wahrscheinlichkeit diese Identität fest.
3. Das odontologische Gutachten von Prof. Dr. Endris vom 10.07.1985 stellte bei Vorgabe bestimmter Fakten mit Sicherheit Identität fest.
4. Ein Lichtbildvergleich des Bundeskriminalamtes vom 14.06.1985 kommt mit sehr hoher Wahrscheinlichkeit zu dem Ergebnis, daß es sich bei der auf dem Untersuchungsmaterial abgebildeten Person um Josef Mengele handelt.
5. Die anthropologische Untersuchung des gerichtsmedizinischen Instituts in Sao Paulo vom 05.07.1985 kommt mit hoher Wahrscheinlichkeit zu dieser Identität.

Trotz dieser dadurch gewonnenen weitgehenden Sicherheit verblieben einige vordergründige Auffälligkeiten, auf die insbesondere israelische Kollegen hingewiesen hatten:

1. Stichwort Wolfgang Gerhard: Dieser verstarb am 15.12.1978 in Graz - er war 1.92 m groß - gleichwohl findet sich in seinem Obduktionsbefund die Beschreibung: eine mittelgroße männliche Leiche.
2. Stichwort Zahnärztin Maria Helena Bueno in Sao Paulo: Diese will nach dem 07.02.1979, dem Todestag von Mengele, diesen unter dem Namen Pedro Miller als einen ihrer Patienten erkannt haben.
3. Stichwort unterschiedlicher Kopfumfang des Skelettschädels und von Mengeles Kopf (53-54/57).
4. Unterschiedliche Beinlänge des Skelettes (rechts 1,5 cm länger).
5. Stichwort Osteomyelitis: An dem Skelett fanden sich keine erkennbaren Folgen einer derartigen Erkrankung.
6. Der sogenannte Ermittlungsbesuch Sedlmayers nach dem Todestag Mengeles (07.02.1979) bei Dr. Münch, einem ehemaligen SS-Arzt in Auschwitz, bei dem Dr. Münch nach den Aussichten Mengeles in einem Prozeß gefragt wurde.

Um nun allerletzte, auch noch so kleine Zweifel auszuräumen, d.h. um das letzte Segment im Kreis der Identifizierungssicherheit abzudecken, wurde der Vorschlag israelischer Kollegen aufgegriffen, ein sogenanntes DNS-Fingerprintinggutachten einzuholen.

Für diese Untersuchung konnten wir Professor Jeffreys und Dr. Hagelberg gewinnen.

Ich bitte nunmehr Prof. Jeffreys sein Gutachten vorzustellen.

Second Report on the Investigation of the
Mengele Case by DNA Analysis.

Professor Alec J. Jeffreys

Miss Maxine J. Allen

Department of Genetics

University of Leicester

LEICESTER, LE1 7RH,

UK.

Dr Erika Hagelberg

MRC Molecular Haematology Unit

Institute of Molecular Medicine

John Radcliffe Hospital

Headington

OXFORD, OX3 9DU

UK.

SUMMARY

As previously reported, the femur from the skeletal remains suspected of being those of Josef Mengele yielded traces of degraded human DNA from which polymorphic microsatellite loci could be amplified by the polymerase chain reaction (PCR) to yield reproducible and informative DNA typing information. To improve the discrimination power of this typing, the number of different microsatellite loci was increased from the original 5 to a total of 10 loci distributed over 6 different chromosomes. Microsatellite alleles from bone DNA were compared, both by agarose gel electrophoresis and by DNA sequencing gel analysis, with alleles amplified from DNA prepared from the blood of Josef Mengele's son, Rolf Jenkel, and wife, Irene Hackenjos. For every locus typed, the genotype of the bone DNA was fully consistent with that expected for the father of Rolf Jenkel. No genotype combinations were found which excluded paternity. Statistical evaluation of the evidence using published Caucasian allele frequency tables suggested that only one person in 36,000 individuals unrelated to Rolf Jenkel would by chance show alleles over all 10 loci compatible with paternity. Even after compensating for the limited sizes of the current allele databases, this frequency remained low (1 in 1,800 individuals). We therefore conclude that, beyond reasonable doubt, the skeletal remains are those of the father of Rolf Jenkel, namely Josef Mengele.

INTRODUCTION

In our report of 20th August 1990, we summarized our investigations to date of the skeletal remains exhumed from Embu Cemetery, Brazil, in 1985. We noted that sections of both the femur and humerus yielded DNA and that the vast majority of this DNA was of non-human (presumably microbial) origin. Further analysis revealed the presence of trace amounts of degraded human DNA in the femur DNA extract, amounting to ~0.14% of total DNA, but no detectable human nuclear DNA in the humerus extract (<0.002% human DNA). We showed that all 5 polymorphic microsatellite loci tested could be reproducibly amplified by PCR from femur DNA extracts but not from humerus DNA extracts. We noted that this DNA typing information could serve as the basis for an attempt to identify the skeletal remains by comparison with living relatives of Josef Mengele, and recommended that blood samples be obtained from his son, Rolf Jenkel, and wife, Irene Hackenjos. We also noted that the discrimination power of microsatellites in paternity analysis is relatively poor, due to their modest variability, and that typing would probably have to be extended to additional microsatellite loci.

Typing of additional microsatellite loci in bone DNA

The original microsatellites typed were actin, TG10, Mfd3, Mfd5 and Mfd64. Literature surveys identified 5 additional microsatellite loci based on polymorphic (CA)_n repeats which showed relatively high heterozygosities and lack of any very common alleles in Caucasians (table 1). The final panel of 10 loci chosen were distributed over 6 different chromosomes. There were two syntenic pairs of loci, on chromosomes 1 and 9. Each syntenic pair was not tightly linked and would not therefore show linkage disequilibrium arising through linkage effects.

The additional 5 microsatellite loci were amplified from each of the two independent femur DNA extracts and from the two humerus extracts exactly as described in the previous report. Reproducible DNA profiles were obtained from the femur DNA samples, as detected by NuSieve GTG agarose gel electrophoresis and staining with ethidium bromide. The humerus DNA samples, which contain no detectable human

DNA, did not yield amplified microsatellite alleles. The femur DNA samples were heterozygous at all 5 additional loci typed.

Amplification of microsatellite loci from Rolf Jenkel and Irene Hackenjos

Two 5ml frozen blood samples in potassium EDTA tubes, one from Rolf Jenkel and one from Irene Hackenjos, were received from Dr A. Sonnberg of the Hessisches Landeskriminalamt at Leicester on 12th February 1992. DNA was prepared from a 0.4ml aliquot of each blood sample to yield 6µg DNA from each individual.

100ng aliquots of DNA from each individual were amplified by PCR for 30 cycles, using oligonucleotide primer pairs from each of the 10 microsatellite loci, and the amplified alleles typed by electrophoresis in 3% NuSieve GTG, 1% Sigma type I agarose followed by staining with ethidium bromide. Irene was heterozygous at 8 of the 10 loci, and Rolf at 7 of the loci (Table 1). Since the mean heterozygosity at the loci typed is 82%, one would expect to see heterozygosity at ~8 of the 10 loci typed in these individuals, as observed.

All 10 loci showed genotypes in Irene which were fully compatible with maternity of Rolf, confirming that Irene is Rolf's mother. Of the 8 heterozygous loci in Irene, 5 showed identical alleles in both Irene and Rolf which precluded the unequivocal identification of the paternal allele in Rolf. In such cases, non-fathers of Rolf can only be excluded if they contain neither allele present in Rolf.

Comparison of microsatellite alleles in the femur DNA with alleles in Rolf Jenkel and Irene Hackenjos

Amplified alleles were compared by NuSieve GTC agarose gel electrophoresis followed by staining with ethidium bromide. For every locus, the alleles present in the femur DNA sample were compatible with paternity of Rolf. In no case was the paternal allele in Rolf absent from the femur DNA.

To confirm these findings and to determine allele sizes, aliquots of each PCR reaction from Irene, Rolf and the femur DNA extract were re-amplified in the presence of one primer end-labelled with either ^{32}P or ^{33}P . End-labelled PCR products were denatured and electrophoresed through a denaturing DNA sequencing gel alongside an M13mp18 sequencing ladder and detected by autoradiography. Examples of sequencing gel analysis are shown in Figure 1. For every locus, the results were fully concordant with agarose gel electrophoretic profiles, although sequencing gels revealed a more complex multi-band pattern per allele which always arises at microsatellite loci, probably by polymerase slippage at CA repeats during amplification (Litt and Luty, 1989) plus non-templated nucleotide addition catalysed by Taq polymerase (Clark, 1988). Nevertheless, each allele could be sized from the major PCR product by reference to the M13mp18 sequencing ladder (Table 1); in every case, the allele size was within 2bp of the size determined with less accuracy by agarose gel electrophoresis. Finally, none of the 10 loci typed showed any paternal exclusions between Rolf and the femur DNA, fully consistent with the femur DNA being derived from the father of Rolf.

Statistical evaluation of the DNA evidence

Caucasian allele frequencies have been published for all of the microsatellite loci used in this analysis. For each locus, it is therefore possible to calculate the probability that a Caucasian individual who is not related to Rolf Jenkel would, by chance, fail to be excluded as a possible father (Table 1). This non-exclusion probability varies considerably from locus to locus depending on genotypes of Rolf and Irene and the rarity or otherwise of the paternal allele in Rolf. The non-exclusion probability varies from, at best, 0.065 for Mfd5 where Rolf contains a relatively scarce allele not present in Irene, to 0.798 at Mfd64 where Rolf and Irene share two common alleles, either of which could be paternal in Rolf. The cumulative probability of non-exclusion over all 10 loci is 2.8×10^{-5} ; thus, only one Caucasian individual in 36,000 would by chance have a genotype across all 10 loci compatible with paternity of Rolf. No. 431
fathers would be expected to show on average 6 paternal exclusions across these loci.

The published allele frequency tables are derived from relatively small numbers of individuals (Table 1). To compensate for sampling errors in the published databases, all allele frequencies were therefore adjusted to their upper 95% confidence limits and the non-exclusion probabilities re-evaluated from these conservative allele frequency estimates (Table 1). The cumulative non-exclusion probability remains very low at 5.6×10^{-4} corresponding to 99.94% of non-fathers being excluded as possible fathers of Rolf, given the genotypes of Irene and Rolf.

While the published Caucasian allele frequency tables contain relatively few individuals of German origin, evidence to date indicates almost no variation in allele frequencies for DNA markers amongst different Northern European nationalities such as English and Germans (Fourney, 1991; Henke et al., 1991) and usually only relatively minor variation between highly diverged ethnic groups such as Caucasians and Blacks (Balazs et al., 1989; Bever, 1991; Eisenberg and Maha, 1991; Edwards et al., 1992). Even if the allele frequencies used in this analysis showed the occasional minor deviation from the corresponding but as yet unknown frequencies in Germans, these effects would tend to cancel each other out over the 10 loci typed, as shown for much more diverged groups such as Caucasians and Blacks (Chakraborty and Kidd, 1991). While the precise probabilities quoted in this report might be altered if recalculated from an as-yet non-existent German allele database determined for all 10 loci, the effect is likely to be modest for the cumulative probability determined from reported allele frequencies, and almost certainly non-existent for the cumulative probability determined from the 95% upper confidence limits of all allele frequencies. The qualitative conclusion from the DNA profile evidence, namely that it is extremely unlikely that the femur DNA is derived from an individual unrelated to Rolf Jenkel, is therefore robust.

CONCLUSION

PCR analysis of microsatellite loci in Rolf Jenkel, Irene Hackenjos and the skeletal remains exhumed from Embu Cemetery has shown that the skeletal DNA has a consistent genotype compatible with the father of Rolf, and that >99.9% of Caucasians unrelated to Rolf would be

excluded from paternity by this analysis. We therefore conclude that the skeletal remains are beyond reasonable doubt those of Josef Mengele.

REFERENCES

- Balazs, I., Baird, M., Clyne, M. and Meade, E. (1989). Human population genetic studies of five hypervariable DNA loci. *Am. J. Hum. Genet.* **44**, 182-190.
- Bever, R.A. (1991). Characterization of five VNTR loci by *Hae*III RFLP analysis: application to paternity testing. In Proceedings from the Second International Symposium on Human Identification 1991 (Promega Corp.) pp. 103-128.
- Chakraborty, R. and Kidd, K.K. (1991). The utility of DNA typing in forensic work. *Science* **254**, 1735-1739.
- Clark, J.M. (1988). Novel non-templated nucleotide addition reactions catalysed by procaryotic and eucaryotic DNA polymerases. *Nucleic Acids Res.* **16**, 9677-9686.
- Dracopoli, N.C., O'Connell, P., Elsner, T.I., Lalouel, J.-M., White, R.L., Buetow, K.H., Nishimura, D.Y., Murray, J.C., Helms, C., Mishra, S.K., Donis-Keller, J., Hall, J.M., Lee, M.K., King, M.-C., Attwood, J., Morton, N.E., Robson, E.B., Mahtani, M., Willard, H.F., Royle, N.J., Patel, I., Jeffreys, A.J., Verga, V., Jenkins, T., Weber, J.L., Mitchell, A.L. and Bale, A.E. (1991). The CEPH consortium linkage map of human chromosome 1. *Genomics* **2**, 686-700.
- Edwards, A., Hammond, H.A., Jin, L., Caskey, C.T. and Chakraborty, R. (1992). Genetic variation at five trimeric and tetrameric tandem repeat loci in four human population groups. *Genomics* **12**, 241-253.
- Eisenberg, M. and Maha, G. (1991). AMPFLP analysis in parentage testing. In Proceedings from the Second International Symposium on Human Identification 1991 (Promega Corp.) pp. 129-154.
- Fourney, R.M. (1991). Standardization of methods and data sharing for DNA typing laboratories: a retrospective. In Proceedings from the

TABLE 1: Statistical evaluation of the microsatellite evidence linking the skeletal remains to Kolf Jenkel.

Micro-satellite	Locus	Chromosome	Allele sizes, nt:			Total number individuals in database	Paternal allele frequency	Upper 95% limit of allele frequency	Probability of non-exclusion ^a	Probability of non-exclusion 95% allele frequency limits ^b	Micro-satellite reference
			Irene	Kolf	Femur						
Actin	ACTC	15q11-q13	68 64	68 64	84 72	37	0.14	0.22	0.254	0.388	Litt and Luty, 1989
TG10	-	18	102 94	102 94	102 94	29	0.40	0.51	0.540	0.762	Hagelberg et al., 1991
Mfd3	APOA2	1q21-q23	137 131	137 131	137 131	41	0.53	0.66	0.779	0.681	Weber and May, 1989
Mfd5	APOC2	19q13.2	143 127	143 127	153 149	75	0.03	0.07	0.365	0.131	Weber and May, 1989
Mfd64	D1S103	1q	90 86	90 86	90	59	0.55	0.63	0.798	0.862	Weber et al., 1990a
Mfd45	D6S88	8	90	90	90 86	60	0.21	0.28	0.375	0.482	Weber et al., 1990c
Mfd45	D15S87	15	86 80	90 86	90 82	60	0.09	0.15	0.172	0.272	Weber et al., 1990b
D9S58	D9S58	9q22.3-31	133	133	145 135	36	0.20	0.29	0.360	0.492	Kwiatkowski et al., 1992
D9S63	D9S63	9q34.1	136 132	132	134 132	36	0.15	0.24	0.278	0.422	Kwiatkowski et al., 1992
G31	D5S346	5q21-q23	126 116	126 116	124 116	162	0.41	0.46	0.657	0.733	Spiric et al., 1991
Cumulative:									0.00028	0.00056	

434

10.04.92

10:57

STA B LG 6000 FFN

013

Second International Symposium on Human Identification 1991 (Promega Corp.) pp. 1-15.

Hagelberg, E., Gray, I.C. and Jeffreys, A.J. (1991). Identification of the skeletal remains of a murder victim by DNA analysis. *Nature* **352**, 427-429.

Henke, L., Cleef, S., Zakrzewska, M. and Henke, J. (1991). Population genetic data determined for five different single locus minisatellite probes. In *DNA fingerprinting: approaches and applications* (ed. T. Burke, G. Dolf, A.J. Jeffreys and R. Wolff; Birkhäuser Verlag, Basel) pp. 144-153.

Kwiatkowski, D.J., Henske, E.P., Weiner, K., Ozelius, L., Gusella, J.F. and Haines, J. (1992). Construction of a GT polymorphism map of human 9q. *Genomics* **12**, 229-240.

Litt, M. and Luty, J.A. (1989). A hypervariable microsatellite revealed by *in vitro* amplification of a dinucleotide repeat within the cardiac muscle actin gene. *Am. J. Hum. Genet.* **44**, 397-401.

Spirio, L., Joslyn, G., Nelson, L., Leppert, M. and White, R. (1991). A CA repeat 30-70 kb downstream from the adenomatous polyposis coli (APC) gene. *Nucleic Acids Res.* **19**, 6348.

Weber, J.L. and May, P.E. (1989). Abundant class of human DNA polymorphisms which can be typed using the polymerase chain reaction. *Am. J. Hum. Genet.* **44**, 388-396.

Weber, J.L., Kwitek, A.E. and May, P.E. (1990a). Dinucleotide repeat polymorphism at the D1S103 locus. *Nucleic Acids Res.* **18**, 2199.

Weber, J.L., Kwitek, A.E. and May, P.E. (1990b). Dinucleotide repeat polymorphism at the D15S87 locus. *Nucleic Acids Res.* **18**, 4640.

Weber, J.L., Kwitek, A.E., May, P.E., Patterson, D. and Drabkin, H. (1990c). Dinucleotide repeat polymorphisms at the D8S85, D8S87 and D8S88 loci. *Nucleic Acids Res.* **18**, 4038.

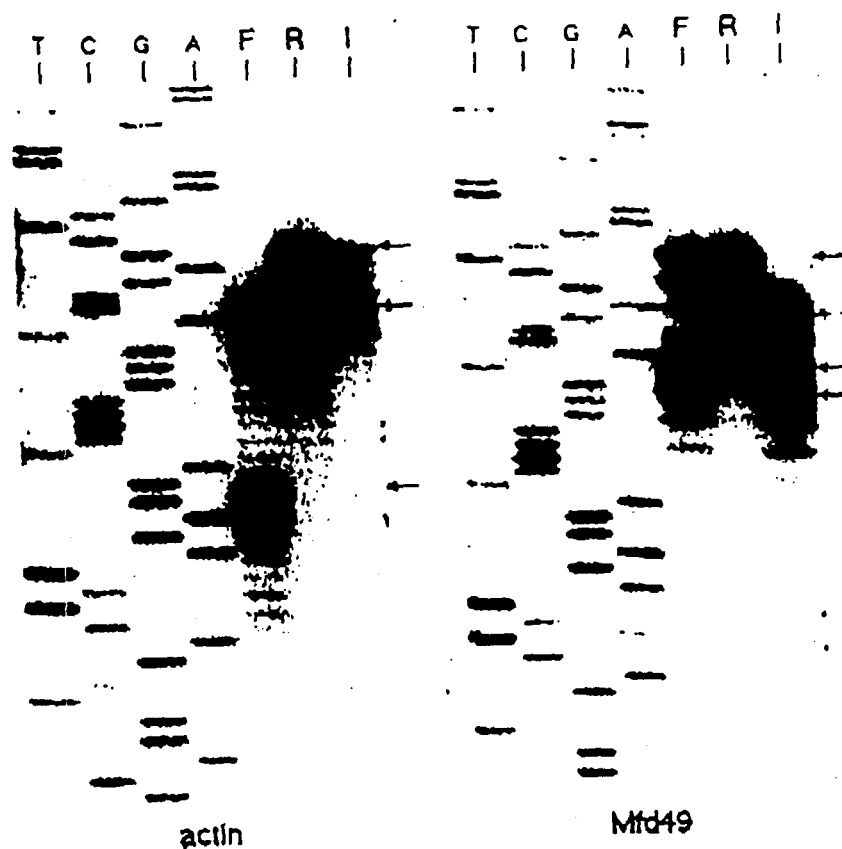
LEGEND TO TABLE 1

All microsatellites tested contain polymorphic (CA)_n repeats. TG10, Mfd45, Mfd49, Mfd64, D9S58 and D9S63 are derived from anonymous DNA segments. The actin microsatellite is derived from the cardiac muscle α -actin gene, Mfd3 from the apolipoprotein A-II gene, Mfd5 from the apolipoprotein C-II gene, and G31 from the DP1 gene (deleted in polyposis). Mfd3 and Mfd64 are located 100cM apart on chromosome 1q (Dracopoli et al, 1991). D9S58 and D9S63 are 21cM apart on chromosome 9q (Kwiatkowski et al., 1992). Allele lengths were determined from the sizes of the major PCR products detected on DNA sequencing gels (see Figure 1). Possible paternal allele(s) in Rolf are underlined. The published allele frequency tables were derived from Caucasian individuals, except for D9S58 and D9S63 which contain both Caucasians and Venezuelans.

†, for loci where Irene and Rolf are both heterozygous for the same two alleles, the paternal allele cannot be unequivocally identified, and the paternal "allele" frequency is given as the sum of the frequencies of the two alleles in Rolf.

"", for a locus where the paternal allele in Rolf is uniquely identifiable, the probability that a man unrelated to Rolf would contain the allele is given by $2q_p - q_p^2$, where q_p is the population frequency of the paternal allele. For a locus where the paternal allele in Rolf cannot be identified, the corresponding probability of non-exclusion is given by $2(q_a + q_b) - (q_a + q_b)^2$, when q_a and q_b are the frequency of the two alleles in Rolf.

FIGURE 1: Typing of the actin and-Mfd49 microsatellite loci on DNA sequencing gels. DNA samples from the femur (F), Rolf (R) and Irene (I) were previously amplified and tested by agarose gel electrophoresis followed by staining with ethidium bromide. 1µl aliquots of these PCR reactions were re-amplified for a further four cycles in a 10µl PCR reaction with one of the PCR primers end-labelled with ³²P using T4 polynucleotide kinase and γ-³²P-ATP. 1.5µl aliquots of labelled PCR products were denatured, electrophoresed through a DNA sequencing gel alongside an M13mp18 sequencing ladder (T,C,G,A) and visualized by autoradiography. Allele lengths were determined from the major PCR product of each allele (arrowed).



Second Report on the Investigation of the Mengele Case
by DNA analysis

Alec J. Jeffreys

.....
Alec J. Jeffreys, BA, MA, D.Phil, D.Univ(Open), FRS(India), FRCPath, FRS,
Professor of Genetics,
Wolfson Research Professor of the Royal Society.

Date: 12th March 1992

M. Allen

.....
Maxine Allen, B.Sc.
Medical Research Council Postgraduate Research Student.

Date: 12th March 1992

Erika Hagelberg

.....
Erika Hagelberg, B.Sc, M.Sc, Ph.D,
NERC Research Fellow in Biomolecular Palaeontology.

Date: 13 March 1992

S. P. E.
SECRETARIA DE SEGURANÇA PÚBLICA
DIRETORIA DA POLÍCIA CIVIL - GARIBOLDI

DO AGENTE ESPECIAL ERICH ERDSTEIN;
AO SR. DIRETOR DA POLÍCIA CIVIL;

ASSUNTO: - CRIMINOSOS DE GUERRA NAZISTAS NO BRASIL;
SUA LOCALIZAÇÃO E ATIVIDADES NO ESTADO
DO PARANÁ. - RELATÓRIO PARCIAL.



Senhor Diretor:

... determinação de Vossa Senhoria
no sentido de efetuar a pesquisa de antecedentes criminais
pelo presente, pelo presente, pelo presente, pelo presente, pelo presente
data, por mim foram constatados os seguintes fatos:

SITUAÇÃO GERAL (REGIÃO) - Existe, situada no Município de
Cândido Rondon e se estendendo
pelas localidades vizinhas, próximo e na faixa de fronteira
ra com o Paraguai, extensa área de terras que é ocupada-
por um núcleo de colonização alemã. De Ferto Mendes, com
aeroporto próprio, incluindo a região de Guaira, estende-
-se até Marechal Cândido Rondon, que, em minha opinião, é
o núcleo principal. Seus ocupantes, colonos e comerciantes,
mostraram-se revoltados com a existência de certos grupos
de alemães como eles, que proibem a seus filhos de a-
prenderem e falar o idioma português, de assimilar nossa
cultura, de aprender o hino nacional, enfim, exigem
uma segregação severa, esforçando-se por manter intactas
as tradições, filosofia e cultura da terra de origem. Man-
têm correspondência com revistas e entidades culturais
e assistenciais alemãs, reivindicando auxílio financeiro
para a continuidade da cultura germânica.

São apontados pelos compatriotas, abertamente,
como Neo-nazistas e de atividades que colocam a
colônia em perigo diante do governo brasileiro, e, tam-
bém como perigosos à segurança nacional. São acusados i-
gualmente, de darem cobertura a criminosos de guerra re-
fugiados, prestando-lhes assistência e apoio, e, é voz
corrente entre os demais (os alemães que não estão de a-
côdo com essa espécie de atividade), que Martin Bormann
e Joseph Goebbels já foram vistos por mais de uma

S. P. E.

vez, em ocasiões diferentes, tanto juntos quanto uma vez um
e. outra vez o outro. A ...

DEPOIMENTOS E FATOS - Os bons elementos da colônia mostram-se
revoltados contra a permanência desses
elementos no seio da colônia e declaram-se decididos a auxiliar
as autoridades na erradicação do que consideraram um verdadei-
ro "cancro". São eles:

- a) - WERNER WÄNDERER - Prefeito Municipal de Marechal Cândido Rondon;
- b) - ANTÔNIO MAXIMILIANO CERETTA - Gerente da Rádio Emissora local ZYS-91;
- c) - E. MACHADO LIMA - Capitão RIA, antigo Capitão RIA da Exército Nacional (ex - expedicionário) residente em Marechal Cândido Rondon;
- d) - AILSON CONFÚCIO DE LIMA - Médico local;



COLÔNIA NAZISTA - LÍDERES - São apontados como os líderes do núcleo Neo-nazista, as seguintes
pessoas, em Marechal Cândido Rondon:

- a) - ERNEST AUGUST VON BLUCHNER - Proprietário de terras que vive isolado e é parente do Marechal de Campo VON BLUCHNER, do antigo Exército alemão e nazista;

b) - FRIEDRICH RUPPRECHT SEYBOTH - Médico que adquiriu em poucos anos, uma fortuna por ele mesmo calculada em um DEZ MILHO DE CRUZEIROS velhos. Foi capitão médico em SS, casado com uma filha do Ex-Ministro Presidente de BRUNSWIG, FRÄGGE, e foi o homem que naturalmente ADOLF HITLER como cidadão alemão e foi condenado a 12 anos de prisão como criminoso de guerra. Declara que jamais dirá onde se encontram BORMANN ou MENGELE e adverte as investigadores

para que se apresse em seu trabalho, pois a 19 de Maio próximo expira o prazo legal para a localização e prisão dos criminosos nazistas.

c)- INGRUN KLAGESE SEIBOTH - Espósa de Friedrich e filha do ex-Ministra-Presidente KLAGESE, amiga - pessoal de HITLER, GOEBELS e GOERING e HIMMLER, declarando-se abertamente Nacional-Socialista, menosprezando continuamente em suas expressões o Brasil, inscrevendo seus filhos aqui nascidos, como cidadãos alemães (registra seus nascimentos no Consulado) muito embora seja ela uma brasileira naturalizada. Acha que os nazistas não são criminosos e jura que jamais dirá alguma coisa que possa prejudicá-los.

d)- HERIBERTO VON GASA - Estabelecido com loja de óptica, chegou ao Brasil regularmente, através de um contrato frio que o Dr. SEIBOTH lhe forneceu, em que reza ser ele contratado como técnico para o hospital de propriedade de SEIBOTH. Isto, protege-o ainda, encobrindo suas atividades ilegais, ou seja, receitar e dar consultas como oculista, que não é e nem está oficializado para isso. VON GASA, juntamente com um irmão de INGRUN KLAGESE, logo após o término da guerra na Europa, aliado ainda com o General BRENNER (captur e executor dos oficiais que atenteram contra a vida de HITLER em 25/JUL/44), fundou um novo partido político (ou associação) com ideais ultra-nazistas. Age livremente na colônia alemã de Marechal Cândido Rondon.

e)- JOSEPH WEIZELER - Trabalha como torneiro mecânico atualmente, embora tenha tatuado ainda num dos braços o número de identificação da SS. É ultra-nazista e foi um dos "fuhrer" austríaco.

f)- RESCHKE (o pré-nome não pôde ser apurado) - Atualmente vive como carpinteiro em Mal. Cândido Rondon. Foi membro da SS. austríaca e continua ultra-nazista.



LOCAIS DE REUNIÃO - Os encontros são constantes sob a chefia e orientação dos acima mencionados, com a presença de vários outros adeptos e novos-nazistas, em locais sempre variados, embora sejam sempre na casa de residência de um deles. Todos deram mostra de conhecer e saber o paradeiro de MARTIN BORMANN e JOSEPH MENGELE.

No curso das investigações, apareceram outras personagens, ligadas aos criminosos de guerra. São elas:

- a) - KARL KRAFT - Pescador na Colônia de Porto Mendes, que me indicou o lugar onde se encontra abandonado um pequeno barco, cujo motor havia sido desmontado e transportado numa "Kombi" para M. Rondon, no qual duas pessoas cruzaram o rio Alto Paraná, desembarcaram no lado do Paraguai um passageiro, cuja descrição coincide com a de MARTIN BORMANN. O barco levava o nome de "Lambarí" e, contrariamente às obrigações legais, não está inscrito em nenhuma das repartições oficiais.
- b) - OTTO BISS - Médico residente em Assunção, Paraguai, que viaja periodicamente para o Brasil, e, em 1959, tratou pessoalmente de JOSEPH MENGELE, num caso de úlceras estomacais.
- c) - DR. ERGWIED ou ERGWALD - Proprietário da lancha que transporta JOSEPH MENGELE sempre para El-Dorado (Argentina) em visitas a seu irmão ALOIS MENGELE.
- d) - ALEXANDER VON EKSTEIN - Capitão do Exército Paraguai, que periodicamente visita o Brasil e reconheceu nos filmes do reporter Schädler, da revista "L'Information" de Paris, o criminoso JOSEPH MENGELE o qual conheceu no Paraguai.
- e) - PETER EAST - Um russo-alemão morador na fronteira paraguáia com o Brasil, que também afirma a periódica presença de MENGELE naquela região e reconheceu-o nas fotografias de Schädler.



Em Assunção, Paraguai, os criminosos se encontram no Hotel Astoria.